

Alaska Department of Corrections

Division of Administrative Services



2009 Offender Profile

www.correct.state.ak.us/corrections/admin

Vision Statement

The Alaska Department of Corrections enhances the safety of our communities. We provide secure confinement, reformatory programs, and a process of supervised community reintegration.

Commissioner's Letter



The Mission of the Department of Corrections is to enhance the safety of our communities while providing secure confinement, reformatory programs, and a process of supervised community reintegration.

I am pleased to make this profile available on line. This report is based on our best information and serves as a snapshot of a typical day. Data comes from our Offender Tracking Information System (OTIS), and is meant to give a general summary of Alaska's offender population.

The 2009 Offender Profile – which encompasses many hours of research and calculation on the part of department staff – serves as a valuable tool for our department in the successful accomplishment of our mission.

A handwritten signature in black ink, appearing to read "Joe Schmidt". The signature is stylized and cursive, with a long horizontal stroke extending to the right.

Joe Schmidt
Commissioner

Table of Contents

List of Tables

Trends

Notes	6
Total Offender Population Based on Monthly Averages - January 2007 to December 2009	7
Total Admissions - January 2007 to December 2009	7

Institutions

Institution Address List	9
Number of Offenders in Institutions	10
Demographic Information for Offenders in Institutions	11
Length of Time from Admission for Offenders in Institutions	11
Offense Classifications of Offenders in Institutions	14
Crime Classifications by Class/Sex/Ethnicity	19

Community Residential Centers (CRC's)

Facility Address List	22
Number of Offenders in Community Residential Centers	23
Demographic Information for Offenders in Community Residential Centers	24
Length of Time from Admission for Offenders in CRC's	24
Offense Classifications of Offenders in Community Residential Centers	27
Crime Classifications by Class/Sex/Ethnicity	31

Focus 2009 Groups of Particular Interest

Alaska Natives	35
Distribution of Alaska Natives	36
Demographic Information for Alaska Native Offenders	37
Offense Classifications of Alaska Native Offenders	38
Juveniles	42
Distribution of Juvenile Offenders	43
Demographic Information for Juvenile Offenders	44
Offense Classifications of Juvenile Offenders	45
Seniors	47
Distribution of Senior Offenders	48
Demographic Information for Senior Offenders	49
Offense Classifications of Senior Offenders	50
Sex Offenders	52
Distribution of Sex Offenders	53
Demographic Information for Sex Offenders	54
Offense Classifications for Sex Offenders	54
Substance Abusers	56
Distribution of Substance Abuse Offenders	57
Demographic Information for Substance Abuse Offenders	58
Offense Classifications of Substance Abuse Offenders	59
Long Term Offenders	60
Distribution of Long Term Offenders	61
Demographic Information for Long Term Offenders	62
Offense Classifications of Long Term Offenders	63

Probation and Parole

Notes	64
Supervising Authority for Probationers/Parolees	65
Demographic Information for Probationers/Parolees	66

List of Charts

Trends

State vs Offender Populations 1984 - 2009	7
Female Admissions by Year 2005 - 2009	8
Male Admissions by Year 2005 - 2009	8
Total Admissions by Year 2005 - 2009	8

Institutions

Institutional Offenders by Sex	10
Institutional Offenders by Race/Ethnicity	12
Institutional Offenders by Age Group	12
Length of Time from Admission - Institutional Offenders	13
Institutional Offenders by Offense Class	18
Offense Class by Sex	18

Community Residential Centers (CRC's)

CRC Offenders by Sex	23
CRC Offenders by Race/Ethnicity	25
CRC Offenders by Age Group	25
Length of Time from Admission - CRC Offenders	26
CRC Offenders by Offense Class	30
Offense Class by Sex	30

Focus 2009 Groups of Particular Interest

Alaska Native

Alaska Native Offenders Length of Time from Admission	37
Alaska Native Offenders by Sex, Offense Class	41

Juveniles

Juvenile Offenders by Race/Ethnicity	44
--	----

Seniors

Length of Time from Admission for Senior Offenders	49
--	----

Sex Offenders

Sex Offenders by Age Group	55
----------------------------------	----

Long Term Offenders

Race Comparison of Long Term vs Institutional Offenders	61
Age Group Comparison of Long Term vs Institutional Offenders	62

Probation and Parole

Probationers/Parolees by Sex	65
------------------------------------	----

Questions regarding data in this report may be e-mailed to: Bonnie.Walters@alaska.gov

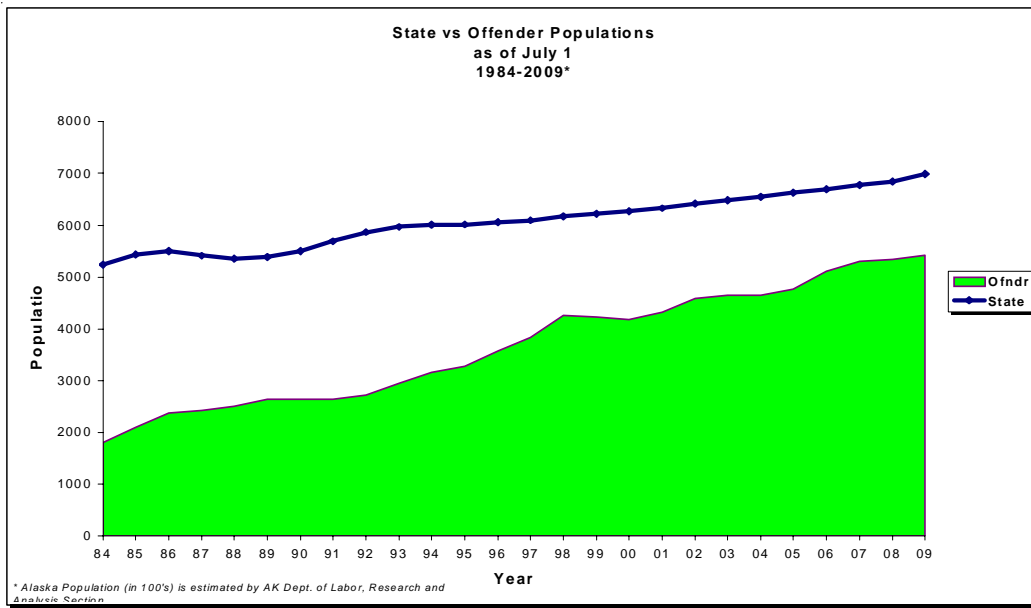
Trends

Notes:

Count and admissions data include information about all offenders under the jurisdiction of the state of Alaska who are entered into the OTIS database.

Count information consists of monthly averages of daily counts; incarcerated offenders not entered into the OTIS database when a count was tallied were not included.

Admissions data includes all criminal admits (except transfers) for all offenders.

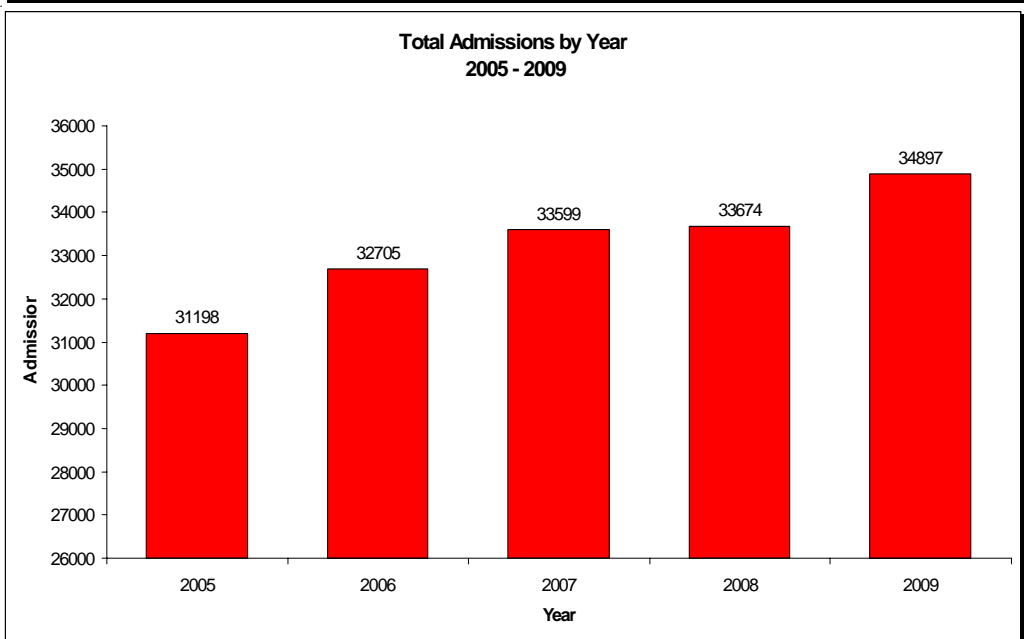
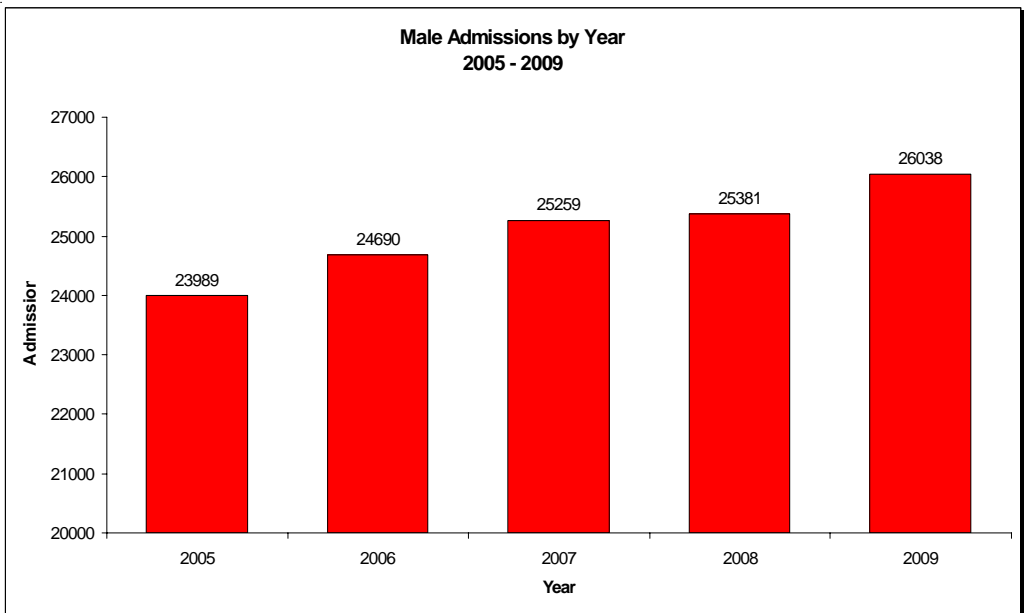
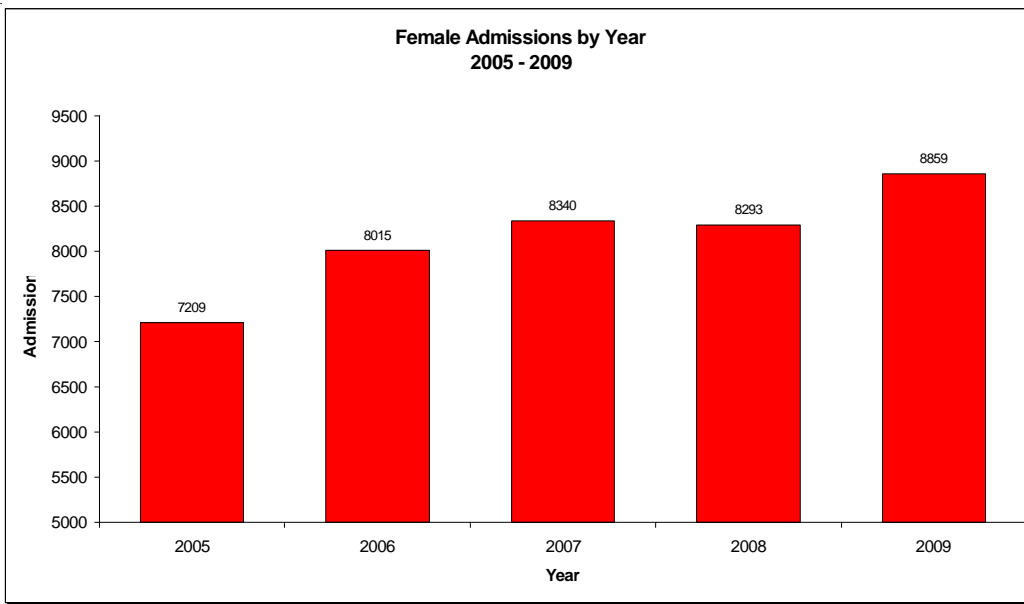


Total Offender Population Based on Monthly Averages - January 2007 to December 2009
Includes all Offenders in all Facilities (CCs and CRCs)

YEAR Month	2007			2008			2009		
	Female	Male	Total	Female	Male	Total	Female	Male	Total
January	526	4682	5208	619	4802	5421	544	4699	5243
February	556	4670	5226	607	4798	5405	566	4817	5383
March	550	4657	5207	610	4791	5401	608	4856	5464
April	579	4721	5300	619	4790	5409	631	4687	5318
May	610	4822	5432	622	4777	5399	621	4641	5262
June	607	4679	5286	617	4715	5332	618	4691	5309
July	603	4678	5281	585	4716	5301	617	4754	5371
August	624	4703	5327	589	4734	5323	639	4831	5470
September	646	4754	5400	588	4754	5342	654	4889	5543
October	640	4742	5382	591	4729	5320	624	4991	5615
November	639	4835	5474	564	4718	5282	645	4978	5623
December	638	4759	5397	522	4674	5196	616	4902	5518
Daily Avg	602	4725	5327	594	4750	5344	615	4811	5427

Total Admissions - January 2007 to December 2009
Includes all Offenders in all Facilities (CCs and CRCs)

YEAR Month	2007			2008			2009		
	Female	Male	Total	Female	Male	Total	Female	Male	Total
January	681	2007	2688	704	2031	2735	697	2175	2872
February	611	1910	2521	617	1942	2559	681	2065	2746
March	672	2062	2734	731	2179	2910	770	2140	2910
April	710	2137	2847	671	2078	2749	729	2063	2792
May	729	2246	2975	738	2287	3025	793	2244	3037
June	729	2187	2916	741	2177	2918	789	2289	3078
July	735	2096	2831	673	2090	2763	772	2202	2974
August	713	2324	3037	746	2212	2958	786	2390	3176
September	651	2099	2750	671	2105	2776	748	2226	2974
October	720	2085	2805	749	2183	2932	782	2290	3072
November	717	2103	2820	628	2048	2676	633	1970	2603
December	672	2003	2675	624	2049	2673	679	1984	2663
Total	8340	25259	33599	8293	25381	33674	8859	26038	34897



Institutions

Institution Address List

Institution	Address	City	Zip	Superintendent	Phone
Anchorage Correctional Complex	1400 E 4th Avenue	Anchorage	99501	Debbie Miller	907-269-4100
Anvil Mtn Correctional Center	PO Box 730	Nome	99762	Michael Dunham	907-443-2241
Fairbanks Correctional Center	1931 Eagan Avenue	Fairbanks	99701	Charles Stevenson	907-458-6700
Hiland Mtn Correctional Center	9101 Hesterberg Road	Eagle River	99577	Dean Marshall	907-694-9511
Ketchikan Correctional Center	1201 Schoenbar Road	Ketchikan	99901	Diane Gregory	907-228-7350
Lemon Creek Correctional Center	2000 Lemon Ck. Road	Juneau	99801	Scott Wellard	907-465-6200
Matsu Pretrial Facility	339 E Dogwood Road	Palmer	99645	Steve Brunger	907-745-0943
Palmer Correctional Center	PO Box 919	Palmer	99645	Cindy Betts	907-745-5054
Pt. MacKenzie Correctional Farm	PO Box 877730	Wasilla	99687	Amy Rabeau	907-376-2976
Spring Creek Correctional Center	PO Box 2109	Seward	99664	Craig Turnbull	907-224-8200
Wildwood Correctional Complex	10 Chugach Avenue	Kenai	99611	Robert Hibpshman	907-260-7200
Yukon-Kuskowim Correctional Ctr	Box 400	Bethel	99559	Chris Liu	907-543-5245
Hudson Correctional Facility	3001 N Juniper Street	Hudson, CO	80642	Rick Veach	303-536-2600

Notes:

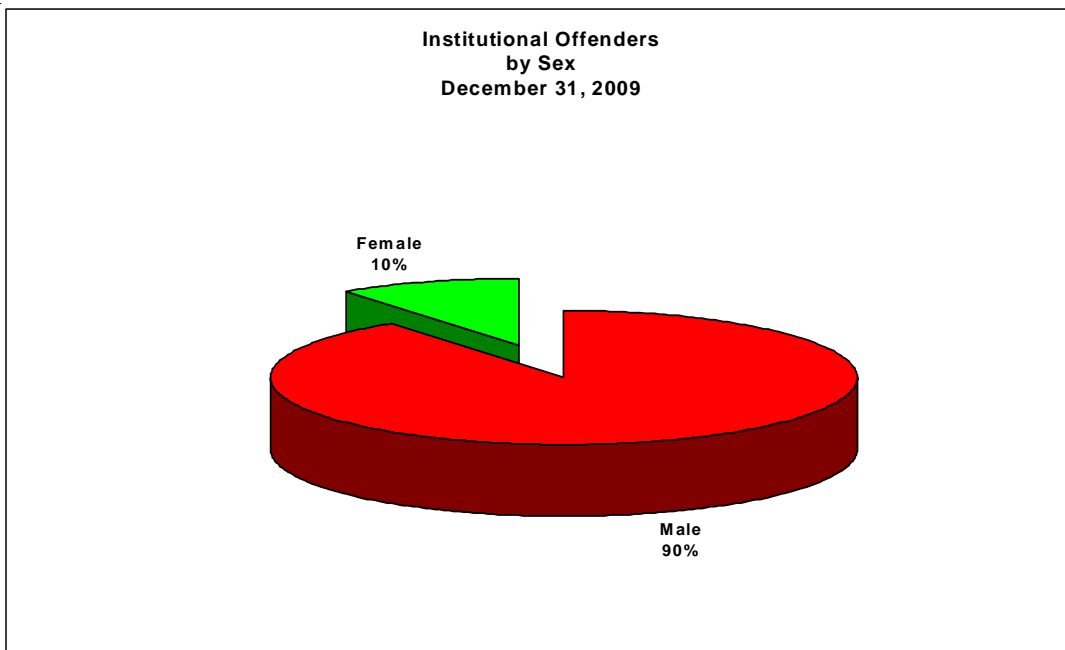
Includes information about all offenders incarcerated in in-state and out-of-state institutions who are entered into the OTIS database.

Consists of a snapshot of offenders incarcerated and entered into the OTIS database on or before December 31, 2009.

Alaska Native race category includes a small number of Native Americans not indigenous to Alaska.

Information about offenses is the most serious charge only.

Offense classes are semi-arbitrary.



**Number of Offenders in Institutions
December 31, 2005 - 2009**

Institutions	Females					Males					All Offenders				
	2009	2008	2007	2006	2005	2009	2008	2007	2006	2005	2009	2008	2007	2006	2005
In-State															
Anchorage CCE	1	6	1	1	34	409	390	456	473	421	410	396	457	474	455
Anchorage CCW	-	-	-	-	-	447	442	484	486	420	447	442	484	486	420
Anvil Mountain CC	9	3	12	10	8	112	80	101	97	116	121	83	113	107	124
Fairbanks CC	24	22	28	28	35	236	212	250	231	229	260	234	278	259	264
Hiland Mountain CC	379	321	362	311	240	-	-	-	-	73	379	321	362	311	313
Ketchikan CC	5	3	7	8	4	60	40	47	44	59	65	43	54	52	63
Lemon Creek CC	15	7	13	8	16	195	175	182	183	183	210	182	195	191	199
Mat-Su Pretrial	8	7	13	7	15	89	79	107	86	97	97	86	120	93	112
Palmer Medium CC	-	-	-	-	-	334	261	254	231	245	334	261	254	231	245
Palmer Minimum CC	-	-	-	-	-	176	176	176	133	175	176	176	176	133	175
Point Mackenzie CF	-	-	-	-	-	103	117	112	100	85	103	117	112	100	85
Spring Creek CC	-	-	-	-	-	554	551	537	465	495	554	551	537	465	495
Wildwood CC	-	-	-	-	-	253	258	254	227	254	253	258	254	227	254
Wildwood Pretrial	17	16	22	21	24	97	102	103	106	103	114	118	125	127	127
Yukon-Kuskokwim CC	10	2	7	5	4	110	107	105	98	112	120	109	112	103	116
<i>Total</i>	<i>468</i>	<i>387</i>	<i>465</i>	<i>399</i>	<i>380</i>	<i>3175</i>	<i>2990</i>	<i>3168</i>	<i>2960</i>	<i>3067</i>	<i>3643</i>	<i>3377</i>	<i>3633</i>	<i>3359</i>	<i>3447</i>
Out-of-State															
Arizona Detention Ctr	-	-	-	-	-	-	-	-	-	765	-	-	-	-	765
Red Rock CC, AZ	-	-	-	-	-	-	879	853	993	-	-	879	853	993	-
Hudson CC, CO	-	-	-	-	-	831	-	-	-	-	831	-	-	-	-
Colorado State Prison	1	1	1	1	1	2	2	2	2	1	3	3	3	3	2
Federal Bureau of Prisons	1	1	1	1	1	11	12	9	10	13	12	13	10	11	14
Minnesota State Prison	1	1	1	1	1	-	-	-	-	-	1	1	1	1	1
Oregon State Prison	-	-	-	-	-	-	1	-	-	-	-	1	-	-	-
Washington State Prison	-	-	-	-	-	-	-	2	2	2	-	-	2	2	2
<i>Total</i>	<i>3</i>	<i>3</i>	<i>3</i>	<i>3</i>	<i>3</i>	<i>844</i>	<i>894</i>	<i>866</i>	<i>1007</i>	<i>779</i>	<i>847</i>	<i>897</i>	<i>869</i>	<i>1010</i>	<i>784</i>
Total All	471	390	468	402	383	4019	3884	4034	3967	3846	4490	4274	4502	4369	4231

Demographic Information for Offenders in Institutions
December 31, 2005-2009

Ethnicity	Females					Males					All Offenders				
	2009	2008	2007	2006	2005	2009	2008	2007	2006	2005	2009	2008	2007	2006	2005
Asian/Pacific Islander	15	11	7	9	8	134	117	113	104	91	149	128	120	113	99
Black	38	30	42	26	27	453	416	443	420	415	491	446	485	446	442
Hispanic	12	9	11	6	9	100	102	94	93	89	112	111	105	99	98
Alaska Native*	145	124	159	136	132	1459	1404	1381	1413	1378	1604	1528	1540	1549	1510
Caucasian	255	213	246	223	205	1847	1832	1989	1922	1867	2102	2045	2235	2145	2072
Unknown	6	3	3	2	2	26	13	14	15	8	32	16	17	17	10
Total	471	390	468	402	383	4019	3884	4034	3967	3848	4490	4274	4502	4369	4231

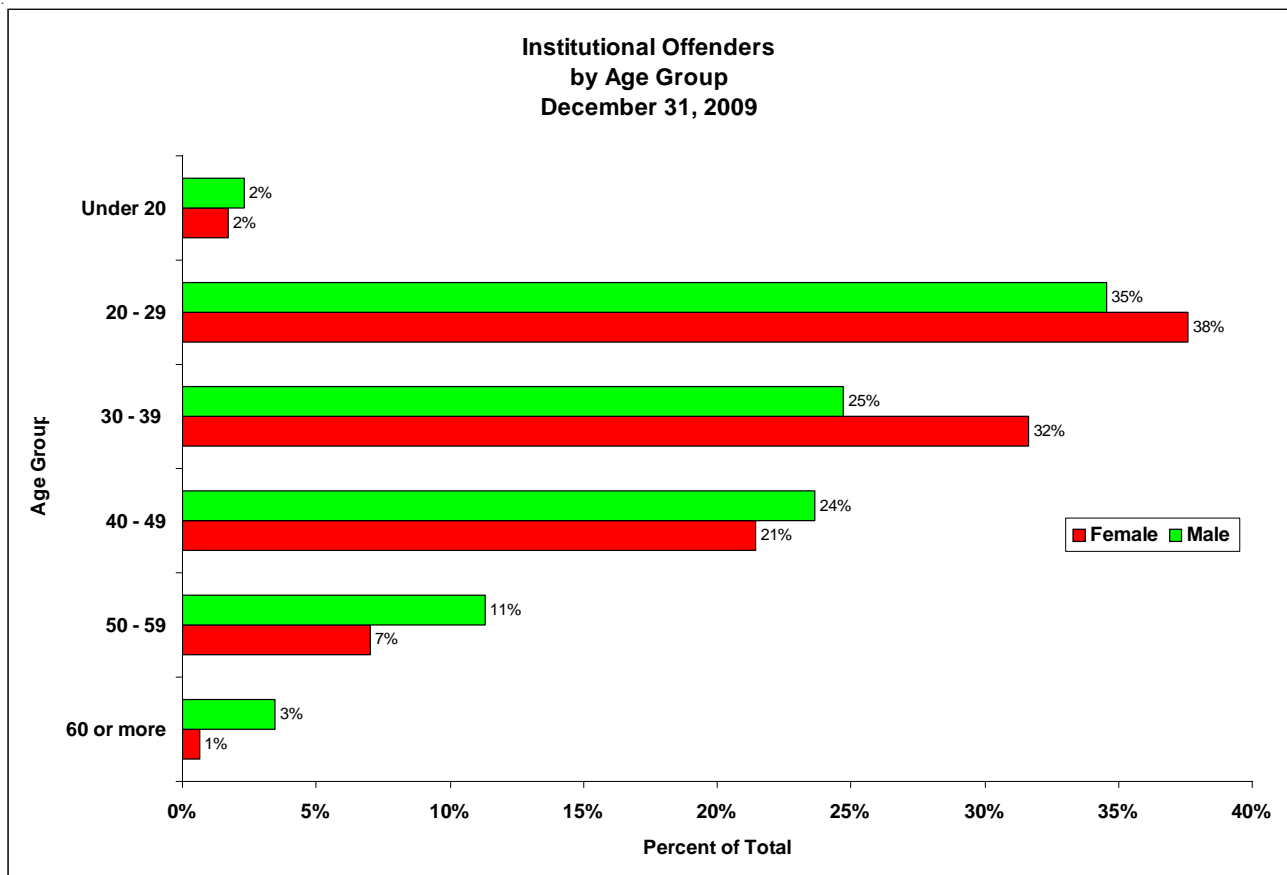
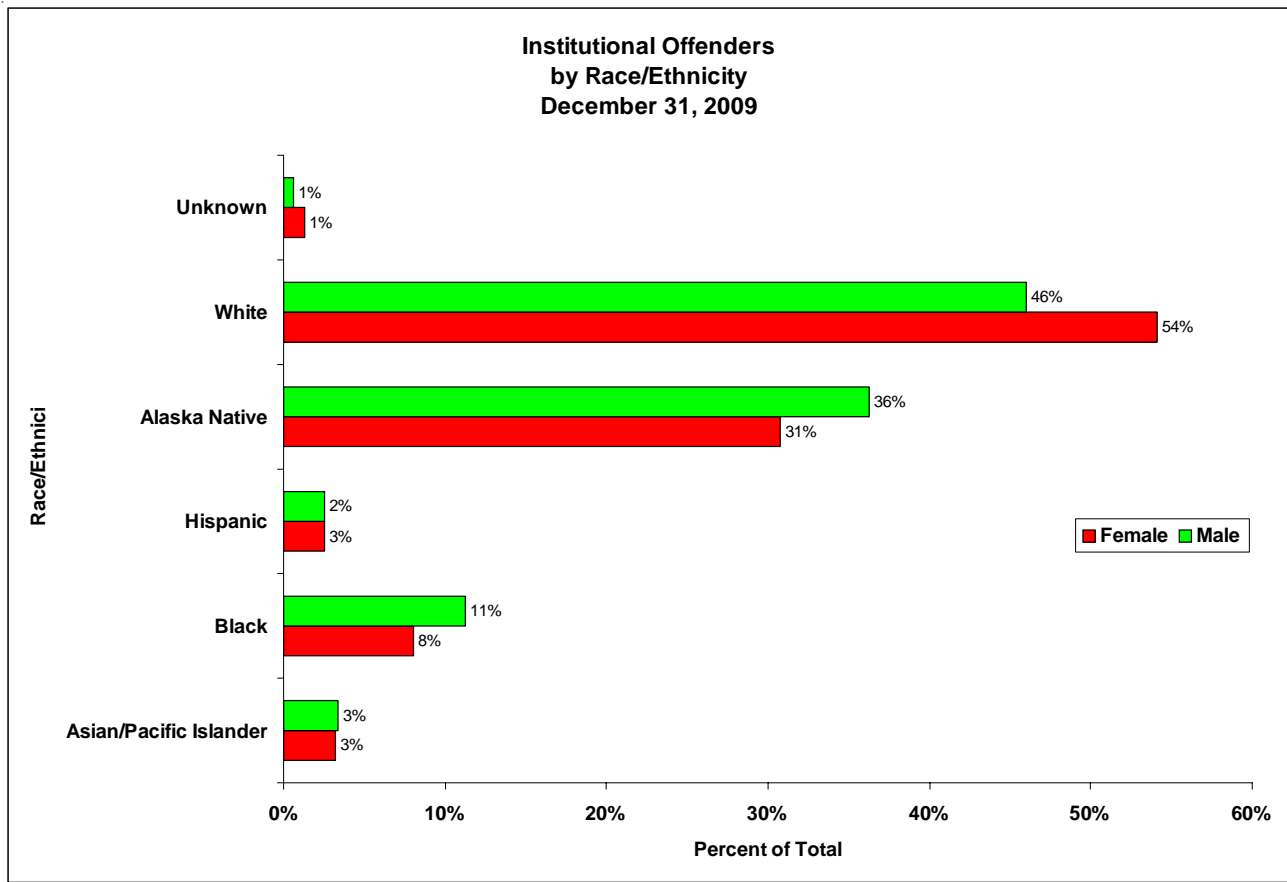
Age Group (Years)	Females					Males					All Offenders				
	2009	2008	2007	2006	2005	2009	2008	2007	2006	2005	2009	2008	2007	2006	2005
19 and Under	8	10	15	13	12	93	109	114	98	105	101	119	129	111	117
20-24	85	67	74	62	53	639	613	637	672	672	724	680	711	734	725
25-29	92	78	65	65	57	750	754	724	660	574	842	832	789	725	631
30-34	65	58	67	62	61	512	475	495	510	503	577	533	562	572	564
35-39	84	52	74	50	48	481	481	514	513	533	565	533	588	563	581
40-44	52	47	74	58	77	486	460	552	567	566	538	507	626	625	643
45-49	49	48	54	64	46	465	423	470	454	439	514	471	524	518	485
50-54	24	15	26	17	17	305	278	262	245	229	329	293	288	262	246
55-59	9	9	13	5	8	149	155	142	136	133	158	164	155	141	141
60-64	1	4	3	3	1	73	72	74	60	61	74	76	77	63	62
65 and over	2	2	3	3	3	66	64	50	52	33	68	66	53	55	36
Total	471	390	468	402	383	4019	3884	4034	3967	3848	4490	4274	4502	4369	4231

<i>Mean Age</i>	34.84	36.79	36.59
<i>Median Age</i>	34.11	35.19	35.00

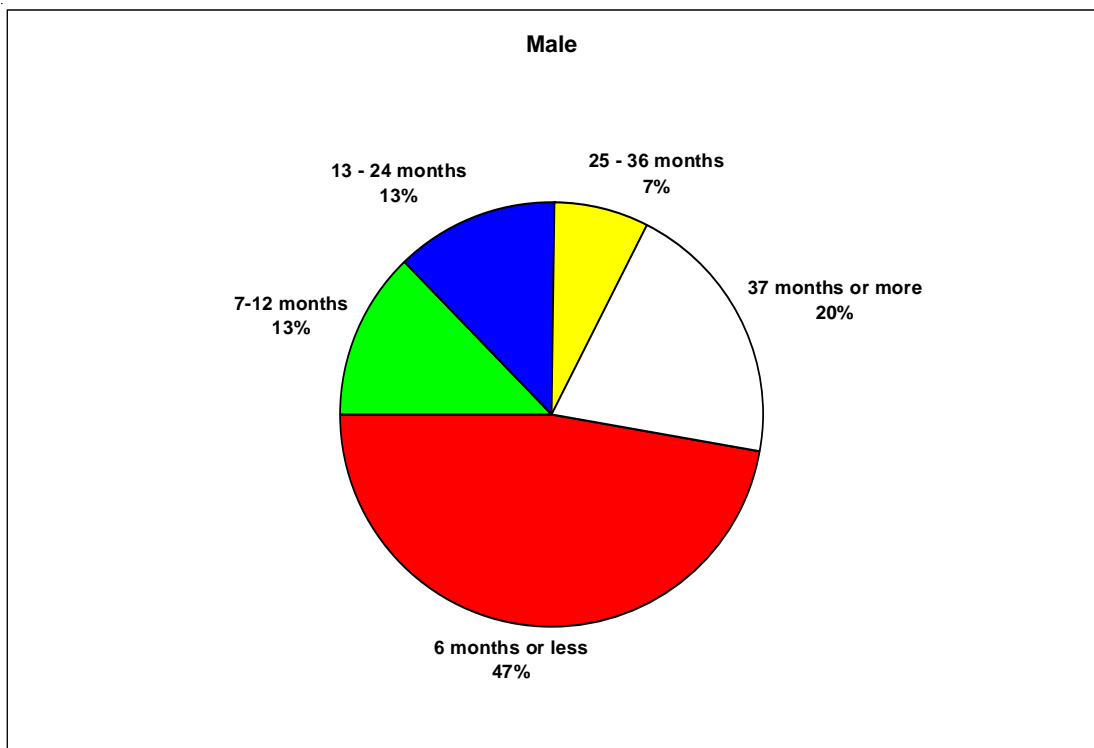
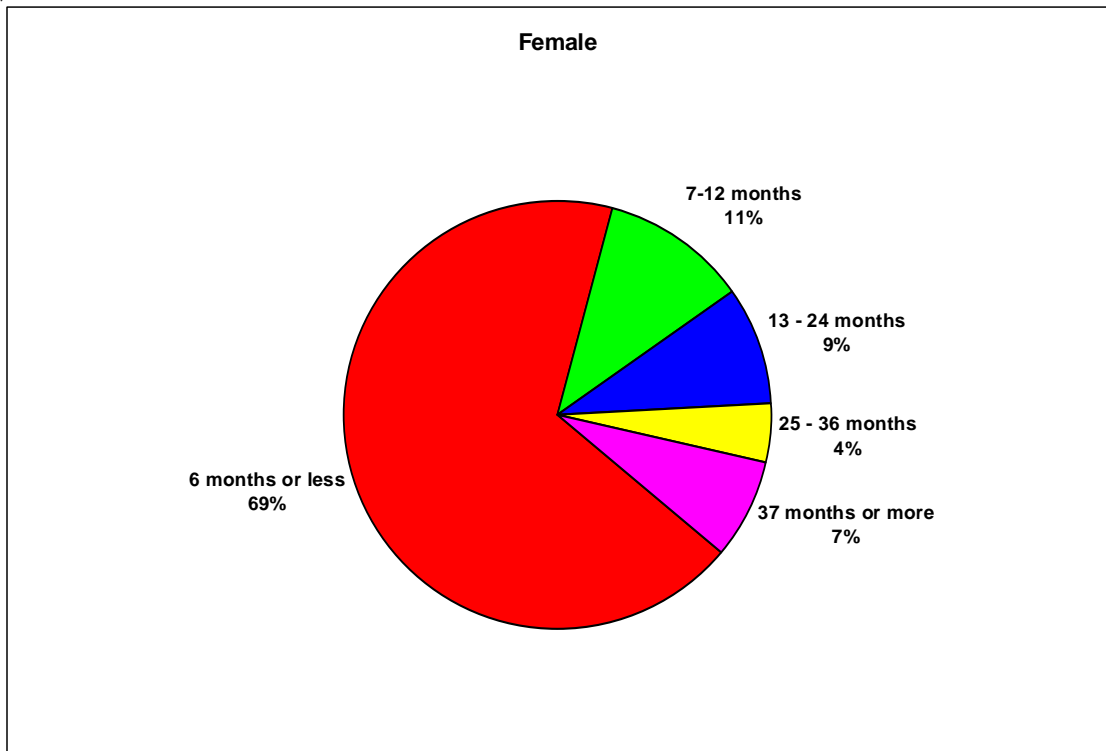
*includes a small number of Native Americans not indigenous to Alaska

Length of Time from Admissions for Offenders in Institutions
December 31, 2009

Months In	Females	Males	Total
6 months or less	320	1896	2216
7 months - 12 months	53	513	566
13 months - 24 months	42	510	552
25 months - 36 months	21	285	306
37 months or more	35	815	850
Total	471	4019	4490
<i>Mean Length (months)</i>	12.32	26.30	24.83
<i>Median Length (months)</i>	3.00	8.00	7.00



Length of Time from Admission Institutional Offenders by Sex December 31, 2009



**Offense Classifications of Offenders in Institutions
December 31, 2009**

Offense Level	Female	Male	Total	Pct
Felony	376	3495	3,871	86.2%
Misdemeanor	95	519	614	13.7%
Violation	-	5	5	0.1%
Total	471	4,019	4,490	100.0%
Alcohol				
Drinking in Public	-	1	1	
Driving While Intoxicated	17	49	66	
Drunk Person on Licensed Premises	-	2	2	
Felony DWI - 2+ Priors w/in 5 Yrs	31	209	240	
Felony Refusal of Chem Test- 2+ Priors	1	9	10	
Furnish Alcohol to a Minor	-	10	10	
License or Permit Required	1	1	2	
Manufacture, Sell, Offer for Sale	-	3	3	
Minor Consuming/Possessing Alcohol	-	6	6	
Prohibition of Importation after Election	1	2	3	
Refuse to Submit to Chem Test	-	2	2	
Total	51	294	345	7.7%
Drugs				
Attempted MICS 2	4	11	15	
Attempted MICS 3	-	1	1	
Attempted MICS 4	1	2	3	
Misconduct - Controlled Substance 1	3	6	9	
Misconduct - Controlled Substance 2	25	76	101	
Misconduct - Controlled Substance 3	11	67	78	
Misconduct - Controlled Substance 4	31	109	140	
Misconduct - Controlled Substance 6	-	3	2	
Total	75	275	350	7.8%
Person				
Assault 1	7	92	99	
Assault 2	13	140	153	
Assault 3	24	209	233	
Assault 4	8	135	143	
Assault	7	29	36	
Attempted Assault 1	-	3	3	
Attempted Murder 1	1	43	44	
Attempted Murder 2	-	1	1	
Attempted Robbery 1	-	4	4	
Coercion	-	4	4	
Conspiracy Murder 1	-	2	2	
Criminally Negligent Homicide	1	7	8	
Custodial Interference 1	-	1	1	
DV Assault	3	13	16	
Endanger Vulnerable Adult 1	-	1	1	
Extortion	-	2	2	
Kidnapping	2	51	53	

Person	Female	Male	Total	Pct
Manslaughter	10	43	53	
Murder 1	13	235	248	
Murder 2	15	176	191	
Reckless Endangerment	1	7	8	
Robbery 1	12	105	117	
Robbery 2	5	59	64	
Robbery	-	2	2	
Stalking	-	1	1	
Stalking 1	-	3	3	
Total	122	1,368	1,490	33.2%
Property				
Arson 1	2	9	11	
Arson 2	-	5	5	
Attempted Arson 1	-	2	2	
Attempted Burglary 1	-	5	5	
Attempted Criminal Mischief 1	-	1	1	
Attempted Fraud Use of Credit Card	1	-	1	
Attempted Theft 1	-	2	2	
Attempted Theft 2	-	1	1	
Burglary 1	7	105	112	
Burglary 2	3	51	54	
Conceal Merch - <\$50	1	1	2	
Conceal Merch - Value \$500+	-	2	2	
Criminal Impersonation 1	2	-	2	
Criminal Mischief 1	-	2	2	
Criminal Mischief 2	1	1	2	
Criminal Mischief 3	1	16	17	
Criminal Mischief 4	-	17	17	
Criminal Trespass 1	1	7	8	
Criminal Trespass 2	-	4	4	
Criminal Trespass	-	6	6	
Criminally Negligent Burning	-	2	2	
Forgery 1	-	3	3	
Forgery 2	13	15	28	
Fraud Use of Access Device	1	6	7	
Issuing Bad Check	1	1	2	
Malicious Destruction of Property	-	3	3	
Scheme to Defraud	3	9	12	
Theft 1	1	4	5	
Theft 2	43	155	198	
Theft 3	2	15	17	
Theft 4	-	5	5	
Theft by Receiving	-	1	1	
Theft by Shoplifting	2	4	6	
Unsworn Falsification-Apply for Benefit	1	-	1	
Vehicle Tampering	-	2	2	
Vehicle Theft 1	7	57	64	
Total	93	519	612	13.6%

Public Order/Administration	Female	Male	Total	Pct
Arrest Prior to Extradition	-	1	1	
Attempt	-	3	3	
Contempt of Court	6	14	20	
Disorderly Conduct	2	6	8	
Eluding	-	3	3	
Escape 1	-	3	3	
Escape 2	2	21	23	
Escape 3	-	7	7	
Escape 4	-	3	3	
Failure to Satisfy Judgement	1	5	6	
Failure to Appear	9	46	55	
Failure to Comply	2	4	6	
Failure to Reg as Sex Offender 1	-	17	17	
Failure to Reg as Sex Offender 2	-	6	6	
Failure to Reg as Sex Offender	-	1	1	
Failure to Remand	1	-	1	
False Information	3	6	9	
Federal Offense	3	27	30	
Fugitive from Justice	-	4	4	
Harassment 1	1	1	2	
Harassment	-	1	1	
Hindering Prosecution 1	5	2	7	
Interfere w/ Report of DV Crime	1	1	2	
Interference w/ Official Proceedings	-	1	1	
Leaving Scene of Accident	1	4	5	
Making a False Report	2	3	5	
Perjury	-	2	2	
Promoting Contraband 1	1	5	6	
Promoting Contraband 2	-	1	1	
Resist/Interfere Arrest	-	6	6	
Resist/Interfere Officer	-	8	8	
Tampering w/ Physical Evidence	3	11	14	
Tampering w/ Witness 1	1	4	5	
Terroristic Threatening	-	1	1	
Unlawful Contact 1	-	5	5	
Unlawful Evasion 1	2	7	9	
Violate Conditions of Release	11	45	56	
Violate DV Restraining Order	2	13	15	
Total	59	298	357	8.0%
Parole/Probation Violations				
Parole Violation	7	148	155	
Probation Violation	45	413	458	
Total	52	561	613	13.7%
Non-Registerable Sex Offenses				
Practicing Prostitution	6	-	6	
Total	6	-	6	0.1%

Registerable Sex Offenses

Attempted Sex Abuse 1	-	13	13	
Attempted Sex Abuse Minor 2	-	15	15	
Attempted Sex Assault 1	-	6	6	
Attempted Sex Assault 2	-	7	7	
Distribute Child Pornography	-	4	4	
Incest	-	2	2	
Indecent Exposure 1	-	1	1	
Indecent Exposure 2	-	1	1	
ISC Sex Offense	-	1	1	
Online Enticement of a Minor	-	2	2	
Possess Child Pornography	-	17	17	
Sex Abuse Minor 1	4	143	147	
Sex Abuse Minor 2	2	136	138	
Sex Abuse Minor 3	-	7	7	
Sex Assault 1	-	152	152	
Sex Assault 2	-	68	68	
Sex Assault 3	-	19	19	
Solicitation Sex Abuse 2	-	1	1	
Total	6	595	601	13.4%

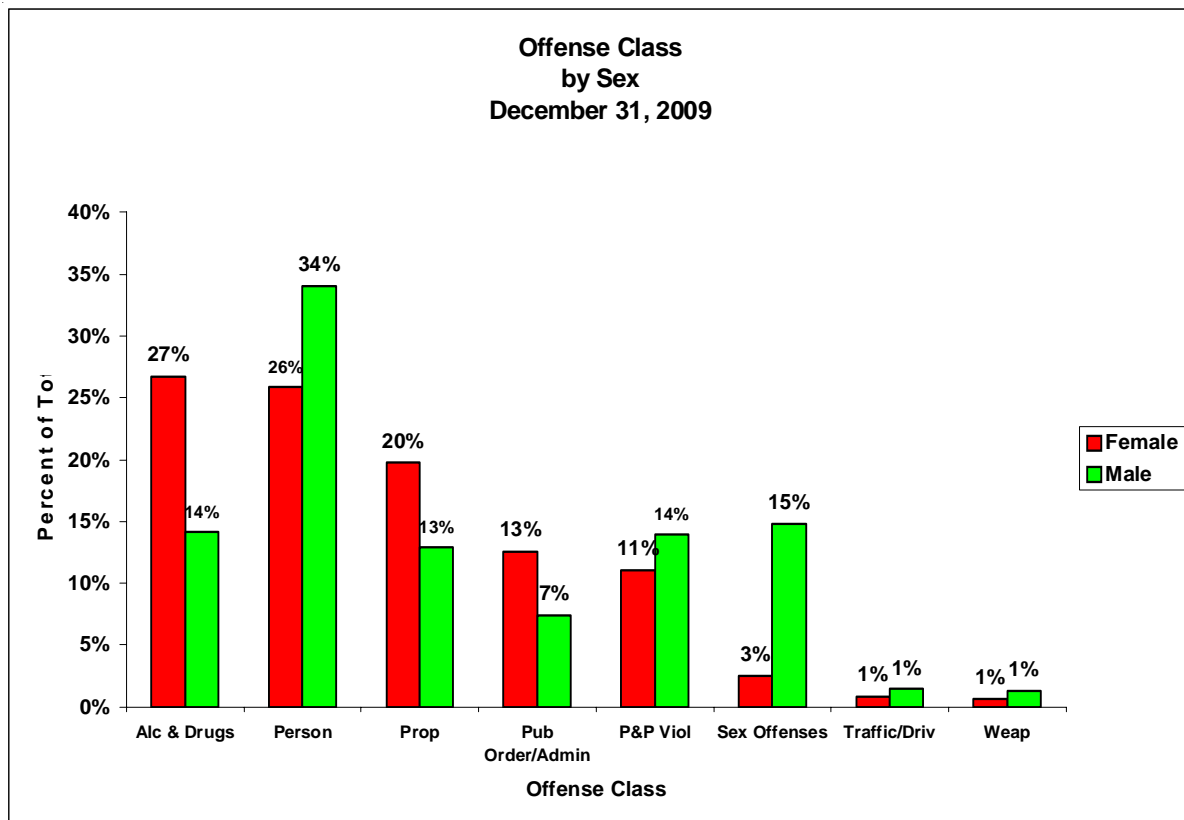
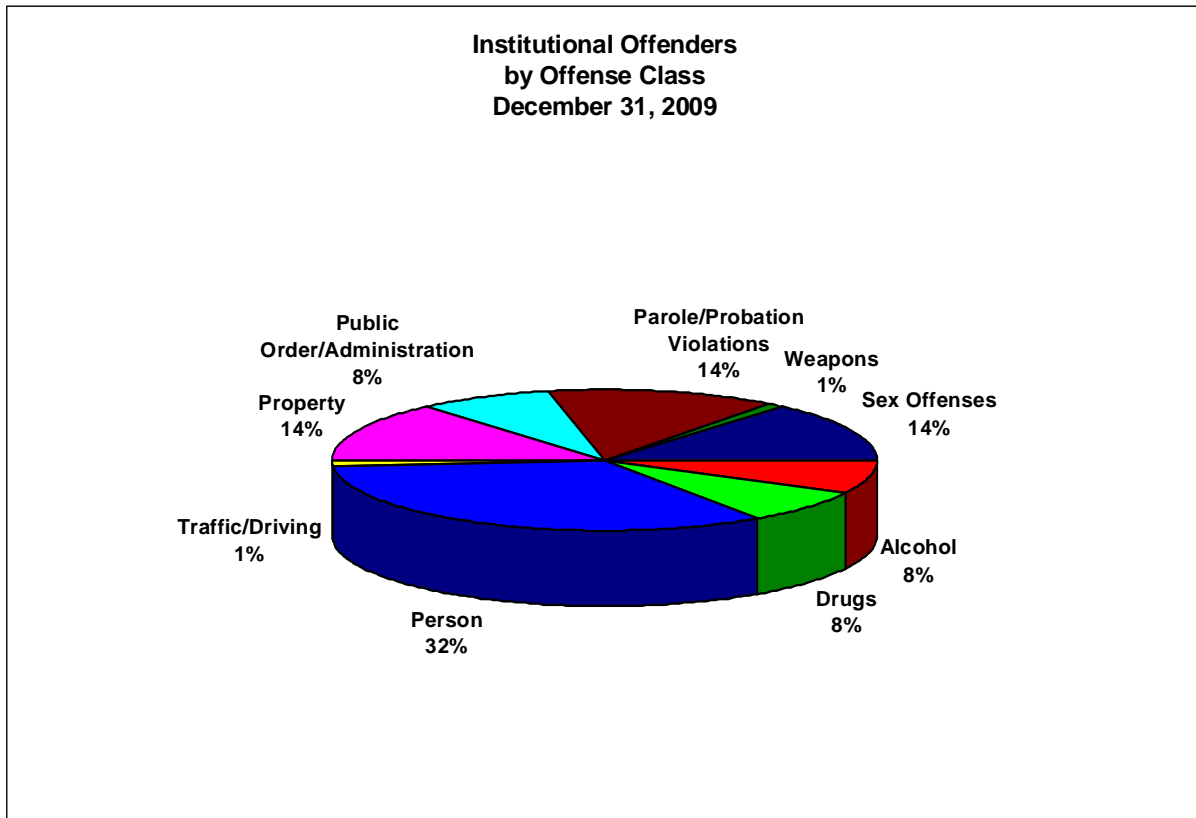
Traffic/Driving

Drive w/ License Canc/Susp/Revoked/Lim	3	19	22	
Fail to Stop at Direction of Officer 1	-	35	35	
Forge/Alter Registration/Title/Plates	-	1	1	
Insurance or Other Security Required	1	2	3	
Reckless Driving	-	1	1	
Total	4	58	62	1.4%

Weapons

Misconduct - Weapons 1	-	6	6	
Misconduct - Weapons 2	1	17	18	
Misconduct - Weapons 3	1	21	22	
Misconduct - Weapons 4	1	4	5	
Misconduct - Weapons 5	-	3	3	
Total	3	51	54	1.2%

Total All	471	4,019	4,490	100.0%
------------------	------------	--------------	--------------	---------------



**Crime Classifications by Class/Sex/Ethnicity
for Offenders in Institutions
December 31, 2009**

Class/Sex	Ethnicity	Count	Percent
Alcohol			
Females	Asian	1	0.3%
	Black	2	0.6%
	Caucasian	25	7.2%
	Hispanic	2	0.6%
	Ak Native	21	6.1%
	Males	Asian	6
	Black	10	2.9%
	Caucasian	156	45.2%
	Hispanic	6	1.7%
	Ak Native	114	33.0%
	Unknown	2	0.6%
	Total	345	100.0%
Drugs			
Females	Asian	2	0.6%
	Black	5	1.4%
	Caucasian	57	16.3%
	Hispanic	1	0.3%
	Ak Native	9	2.6%
	Unknown	1	0.3%
Males	Asian	12	3.4%
	Black	55	15.7%
	Caucasian	168	48.0%
	Hispanic	8	2.3%
	Ak Native	31	8.9%
	Unknown	1	0.3%
	Total	350	100.0%
Person			
Females	Asian	4	0.3%
	Black	11	0.7%
	Caucasian	49	3.3%
	Hispanic	2	0.1%
	Ak Native	54	3.6%
	Unknown	2	0.1%
Males	Asian	57	3.8%
	Black	193	13.0%
	Caucasian	594	39.9%
	Hispanic	33	2.2%
	Ak Native	486	32.6%
	Unknown	5	0.3%
	Total	1,490	100.0%

Class/Sex Property	Ethnicity	Count	Percent
Females	Asian	2	0.3%
	Black	7	1.1%
	Caucasian	63	10.3%
	Hispanic	4	0.7%
	Ak Native	16	2.6%
	Unknown	1	0.2%
Males	Asian	15	2.5%
	Black	46	7.5%
	Caucasian	304	49.7%
	Hispanic	8	1.3%
	Ak Native	144	23.5%
	Unknown	2	0.3%
	Total	612	100.0%

Public Order/Administration

Females	Asian	2	0.6%
	Black	4	1.1%
	Caucasian	30	8.4%
	Hispanic	2	0.6%
	Ak Native	21	5.9%
Males	Asian	14	3.9%
	Black	38	10.6%
	Caucasian	125	34.9%
	Hispanic	13	3.6%
	Ak Native	109	30.4%
	Total	358	100.0%

Parole/Probation Violations

Females	Asian	3	0.5%
	Black	7	1.1%
	Caucasian	24	3.9%
	Hispanic	1	0.2%
	Ak Native	17	2.8%
Males	Asian	11	1.8%
	Black	72	11.7%
	Caucasian	214	34.9%
	Hispanic	15	2.4%
	Ak Native	243	39.6%
	Unknown	6	1.0%
Total	613	100.0%	

Non-Registerable Sex Offenses

Females	Black	1	16.7%
	Caucasian	2	33.3%
	Ak Native	3	50.0%
Total	6	100.0%	

Class/Sex	Ethnicity	Count	Percent
Registerable Sex Offenses			
Females	Caucasian	3	0.5%
	Ak Native	3	0.5%
Males	Asian	11	1.8%
	Black	23	3.8%
	Caucasian	225	37.5%
	Hispanic	10	1.7%
	Ak Native	316	52.7%
	Unknown	9	1.5%
	Total	600	100.0%
Traffic/Driving			
Females	Asian	1	1.6%
	Black	1	1.6%
	Caucasian	2	3.2%
Males	Asian	3	4.8%
	Black	7	11.3%
	Caucasian	36	58.1%
	Hispanic	3	4.8%
	Ak Native	9	14.5%
	Total	62	100.0%
	Weapons		
Females	Ak Native	1	1.9%
	Unknown	2	3.7%
Males	Asian	4	7.4%
	Black	14	25.9%
	Caucasian	20	37.0%
	Hispanic	5	9.3%
	Ak Native	8	14.8%
	Total	54	100.0%
	Total All	4,490	100.0%

Community Residential Centers (CRC's)

CRC Facility Address List

CRC	Address	City	Zip	Phone
Akeela House	2804 Bering St.	Anchorage	99503	561-1200
Clitheroe Center	P.O. Box 190567	Anchorage	99519	276-2898
Cordova Center	130 Cordova St.	Anchorage	99501	274-1022
Glacier Manor	5597 Aisek	Juneau	99801	780-3020
Glennwood Center	835 D St.	Anchorage	99501	277-4501
Midtown Center	2507 Eide St.	Anchorage	99503	222-6502
Northstar Center	PO Box 80670	Fairbanks	99708	474-4955
Parkview Center	831 B St.	Anchorage	99501	272-1641
Ralph Perdue Center	3100 S Cushman St.	Faribanks	99701	456-7819
Seaside Center	PO Box 2129	Nome	99762	443-6390
Tundra Center	PO Box 485	Bethel	99559	543-3414

Notes:

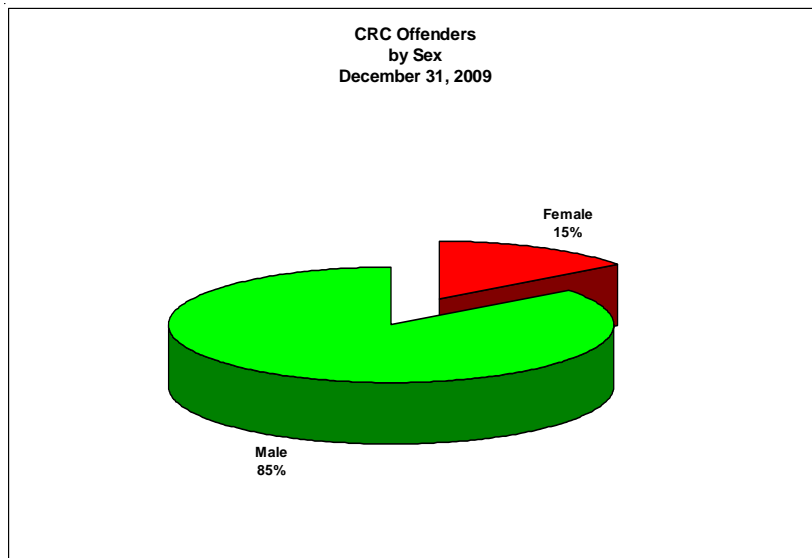
Includes information about all offenders incarcerated in CRC's and treatment centers as well as those under electronic monitoring and those who are monitored by CRC's offsite who are entered into the OTIS database.

Consists of a snapshot of offenders incarcerated and entered into the OTIS database on or before December 31, 2009.

Alaska Native race category includes a small number of Native Americans not indigenous to Alaska.

Information about offenses is the most serious charge only.

Offense classes are semi-arbitrary.



Number of Offenders in Community Residential Centers
December 31, 2005 - 2009

CRCs	Females					Males					All Offenders				
	09	08	07	06	05	09	08	07	06	05	09	08	07	06	05
Akeela House	1	1	-	1	1	-	1	1	-	3	1	2	1	1	4
Chanlyut	-	-	-	-	-	3	-	-	-	-	3	-	-	-	-
Clitheroe Center	3	3	1	2	-	-	6	2	2	10	3	9	3	4	10
Cordova Center	20	28	23	23	19	117	93	83	41	123	137	121	106	64	142
Glacier Manor	9	11	7	3	11	45	44	50	35	39	54	55	57	38	50
Glennwood Center	11	9	7	8	8	74	59	57	43	33	85	68	64	51	41
Safe Harbor/Hope House*	-	-	-	1	1	-	-	-	1	2	-	-	-	2	3
Maniilaq	-	-	-	-	-	-	-	-	-	1	-	-	-	-	1
Midtown Center	-	-	-	-	-	31	35	29	-	12	31	35	29	-	12
Northstar Center	9	6	9	9	13	80	74	67	41	64	89	80	76	50	77
Parkview Center	-	-	-	-	-	100	98	113	95	71	100	98	113	95	71
Philips Treatment Center	-	-	-	-	-	-	-	-	-	1	-	-	-	-	1
Ralph Perdue Center	-	-	-	-	1	-	-	-	2	3	-	-	-	2	4
Seaside Center	10	13	6	9	6	40	37	29	28	42	50	50	35	37	48
Tundra Center	3	1	3	2	5	36	52	40	36	47	39	53	43	38	52
Total	66	72	56	58	65	526	499	471	324	451	592	571	527	382	516
Special Offsite Programs															
Anchorage Elect Monitor	42	32	25	29	15	119	95	73	127	68	161	127	98	156	83
Anchorage CRC Monitor	-	-	1	-	-	-	1	1	1	2	-	1	2	1	2
Fairbanks Elect Monitor	8	8	9	6	5	25	26	25	12	2	33	34	34	18	7
Fairbanks CRC Monitor	-	-	-	-	-	-	-	1	-	1	-	-	1	-	1
Kenai Elect Monitor	1	1	2	-	-	5	6	2	-	-	6	7	4	-	-
Ketchikan Elect Monitor	1	-	2	-	-	2	-	2	1	-	3	-	4	1	-
Total	52	41	39	35	20	151	128	104	141	73	203	169	143	176	93
Total All	118	113	95	93	85	677	627	575	465	524	795	740	670	558	609

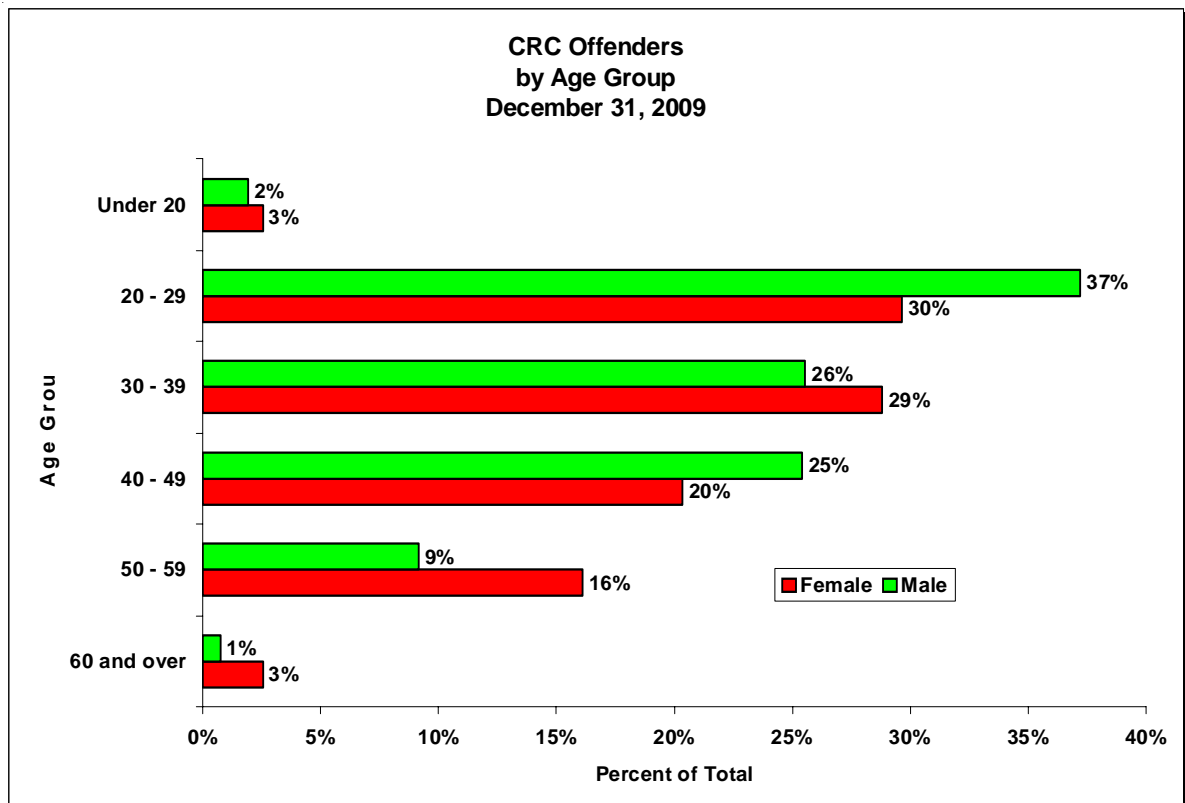
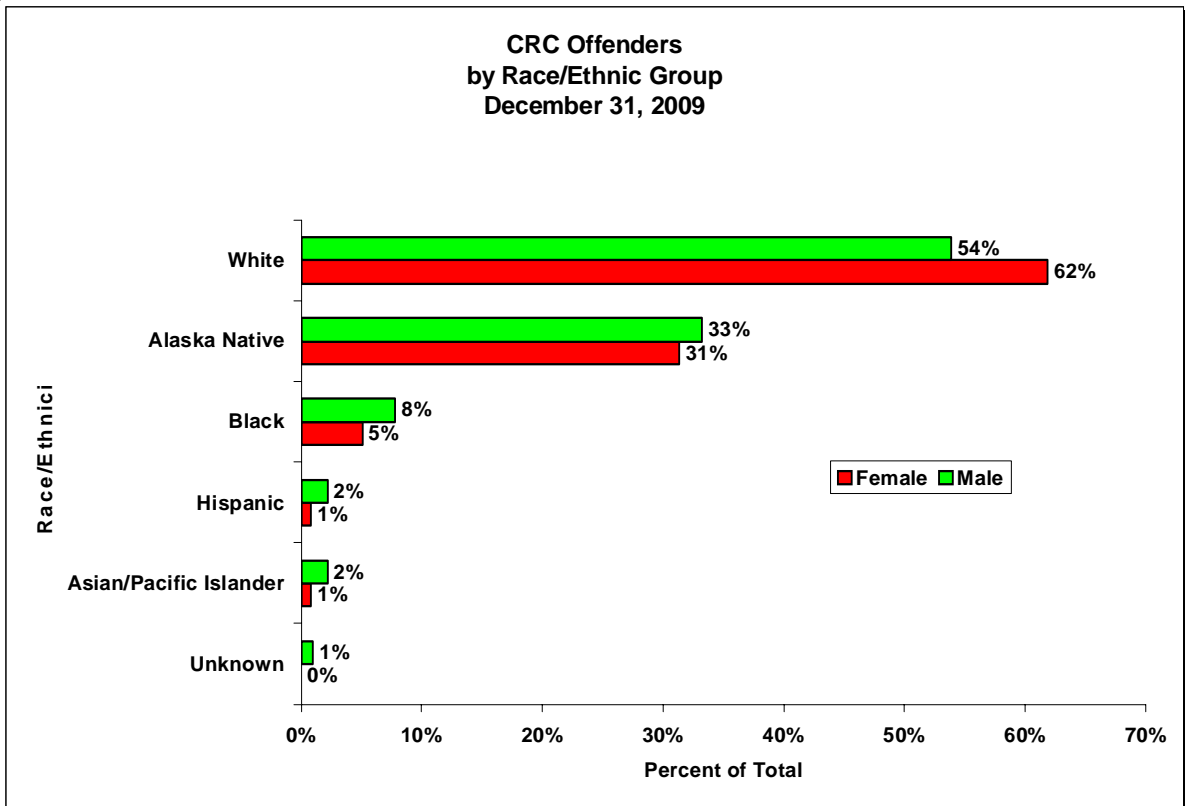
* Not currently operational

**Demographic Information for Offenders in Community Residential Centers
December 31, 2005-2009**

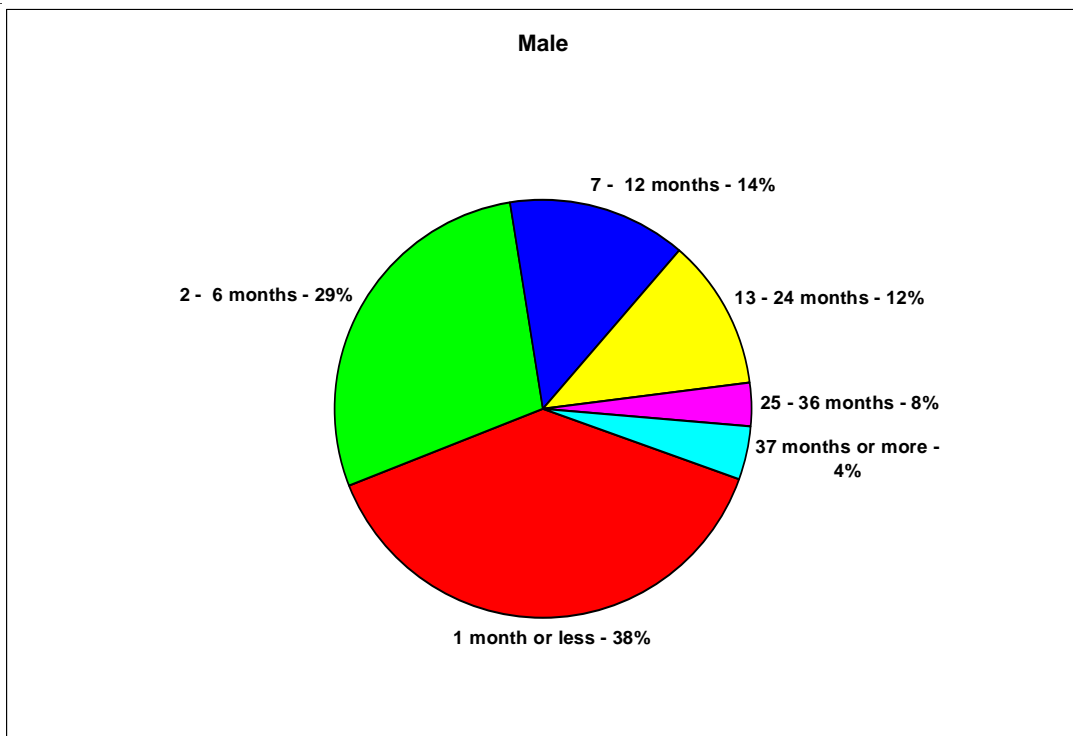
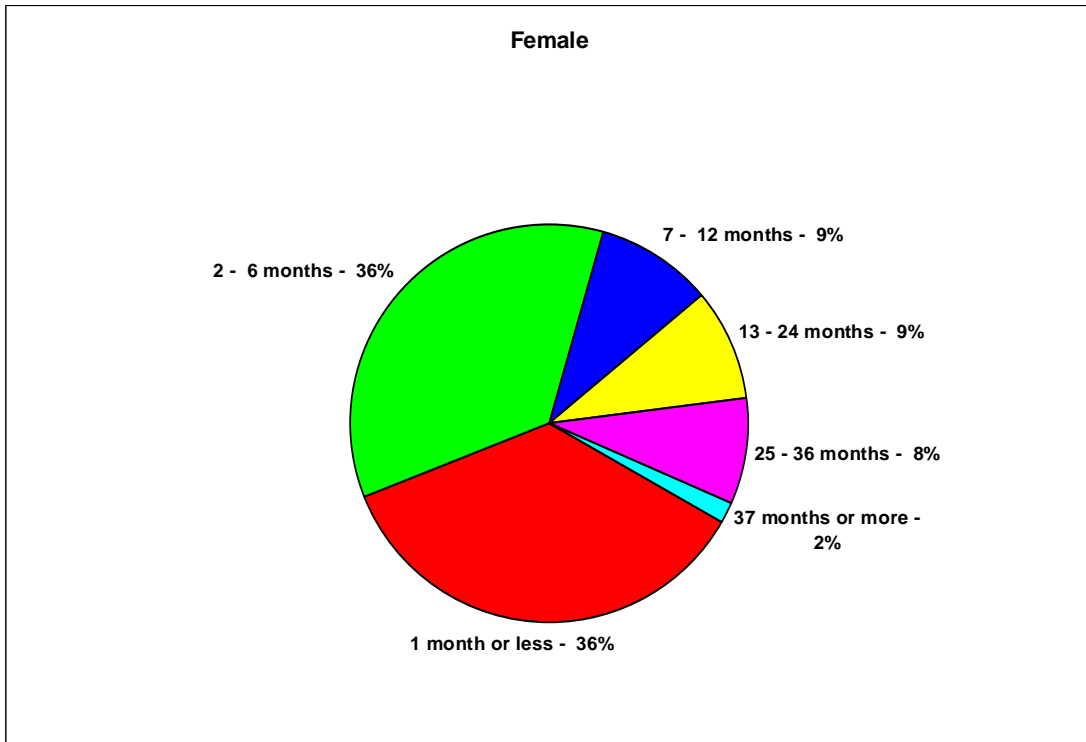
Ethnicity	Females					Males					All Offenders				
	09	08	07	06	05	09	08	07	06	05	09	08	07	06	05
Asian/Pac Island	1	4	2	1	0	16	17	14	12	17	17	21	16	13	17
Black	6	5	7	9	7	53	49	39	45	46	59	54	46	54	53
Hispanic	1	2	1	1	3	15	15	7	9	22	16	17	8	10	25
AK Native	37	40	34	34	34	225	222	223	204	200	262	262	257	238	234
Caucasian	73	62	50	46	40	365	321	289	193	237	438	383	339	239	277
Unknown	0	0	1	2	1	3	3	3	2	2	3	3	4	4	3
Total	118	113	95	93	85	677	627	575	465	524	795	740	670	558	609
19 and Under	3	6	3	3	3	13	14	8	14	11	16	20	11	17	14
20-24	16	18	10	13	12	101	103	107	57	87	117	121	117	70	99
25-29	19	17	20	15	17	151	116	116	82	85	170	133	136	97	102
30-34	18	17	11	8	11	99	94	77	73	83	117	111	88	81	94
35-39	16	18	11	16	11	74	76	82	60	75	90	94	93	76	86
40-44	20	13	14	20	15	86	86	70	76	75	106	99	84	96	90
45-49	4	12	16	11	12	86	80	60	63	65	90	92	76	74	77
50-54	16	7	5	5	1	44	36	34	22	29	60	43	39	27	30
55-59	3	4	2	2	2	18	17	16	10	8	21	21	18	12	10
60-64	2	1	2	0	0	2	5	5	6	3	4	6	7	6	3
65 and over	1	0	1	0	1	3	0	0	2	3	4	0	1	2	4
Total	118	113	95	93	85	677	627	575	465	524	795	740	670	558	609
<i>Mean Age (yrs)</i>	<i>36.97</i>					<i>35.59</i>					<i>35.80</i>				
<i>Median Age (yrs)</i>	<i>35.86</i>					<i>33.62</i>					<i>34.07</i>				

**Length of time from admission
for Offenders in Community Residential Centers
December 31, 2009**

Months In	Females	Males	All Offenders
1 month or less	42	260	302
2 months - 6 months	42	194	236
7 months - 12 months	11	93	104
13 months - 24 months	11	79	90
25 months - 36 months	10	22	32
37 months or more	2	29	31
Total	118	677	795
<i>Mean Length (months)</i>	<i>7.28</i>	<i>8.14</i>	<i>8.01</i>
<i>Median Length (months)</i>	<i>3.00</i>	<i>3.00</i>	<i>3.00</i>



Length of Time from Admission
CRC Offenders by Sex
December 31, 2009



**Offense Classifications of Offenders in Community Residential Centers
December 31, 2009**

Offense Level	Female	Male	Total	Pct
Felony	82	399	481	60.5%
Misdemeanor	34	274	308	38.7%
Violation	2	4	6	0.8%
Total	118	677	795	100.0%

Alcohol

Driving While Intoxicated	6	51	57	
Drunk Person on Licensed Premises	-	1	1	
Felony DWI - 2+ Priors w/in 5 Yrs	15	104	119	
Felony Refusal of Chem Test- 2+ Priors	-	1	1	
Furnish Alcohol to a Minor	-	1	1	
Minor Consuming/Possessing Alcohol	2	2	4	
Minor on Licensed Premises	-	1	1	
Prohibition of Importation after Election	-	1	1	
Total	23	162	185	23.3%

Drugs

Attempted MICS2	2	8	10	
Misconduct - Controlled Substance 2	2	13	15	
Misconduct - Controlled Substance 3	5	17	22	
Misconduct - Controlled Substance 4	6	22	28	
Misconduct - Controlled Substance 5	1	-	1	
Misconduct - Controlled Substance 6	-	1	1	
Total	16	61	77	9.7%

Person

Assault 1	1	3	4	
Assault 2	1	7	8	
Assault 3	8	26	34	
Assault 4	5	65	70	
Assault	-	24	24	
Attempted Assault 2	-	1	1	
Attempted Robbery 2	-	1	1	
Coercion	-	1	1	
Contributing to the Delinquency Minor	-	2	2	
DV Assault	-	14	14	
Endanger Welfare Minor 1	-	2	2	
Family Violence	-	1	1	
Manslaughter	1	4	5	
Murder 1	-	3	3	
Murder 2	-	2	2	
Reckless Endangerment	-	1	1	
Robbery 1	-	9	9	
Robbery 2	-	5	5	
Total	16	171	187	23.5%

Property

Attempted Burglary 2	1	-	1	
Attempted Theft 2	-	1	1	
Burglary 1	2	12	14	
Burglary 2	-	10	10	
Conceal Merchandise	1	1	2	
Criminal Mischief 1	1	-	1	
Criminal Mischief 3	-	3	3	
Criminal Mischief 4	-	3	3	
Criminal Mischief 5	-	1	1	
Criminal Trespass 1	-	1	1	
Criminal Trespass 2	1	2	3	
Criminal Trespass	-	4	4	
Forgery 1	-	2	2	
Forgery 2	4	4	8	
Forgery 3	2	-	2	
Fraud Use of Access Device	-	2	2	
Scheme to Defraud	1	1	2	
Theft 1	2	2	4	
Theft 2	11	40	51	
Theft 3	3	10	13	
Theft 4	-	3	3	
Theft by Shoplifting	-	6	6	
Vehicle Tampering	-	1	1	
Vehicle Theft 1	1	8	9	
Vehicle Theft 2	-	1	1	
Total	30	118	148	18.6%

Public Order/Administration

Contempt of Court	-	2	2	
Cruelty to Animals	-	1	1	
Disorderly Conduct	1	2	3	
Eluding a Police Officer	-	1	1	
Escape 2	-	1	1	
Failure to Appear	1	4	5	
Failure to Comply	1	1	2	
Failure to Remand	-	1	1	
False Information	-	2	2	
Harassment 2	-	1	1	
Harassment	-	1	1	
Hinder Prosecution 1	1	-	1	
Leaving Scene of Accident	-	1	1	
Making a False Report	1	-	1	
Promote Contraband 1	-	1	1	
Resist/Interfere with Arrest	-	2	2	
Tampering with Physical Evidence	1	1	2	
Unlawful Evasion 1	-	1	1	
Violate Conditions of Release	4	6	10	
Violate DV Restraining Order	-	1	1	
Total	10	30	40	5.0%

Parole/Probation Violations

Parole Violation	1	6	7	
Probation Violation	15	77	92	
Total	16	83	99	12.5%

Non-Registerable Sex Offenses

Practicing Prostitution	2	-	2	
Total	2	-	2	0.3%

Registerable Sex Offenses

	Female	Male	Total	Pct
Solicitation Prostitution	1	-	1	
Total	1	-	1	0.1%

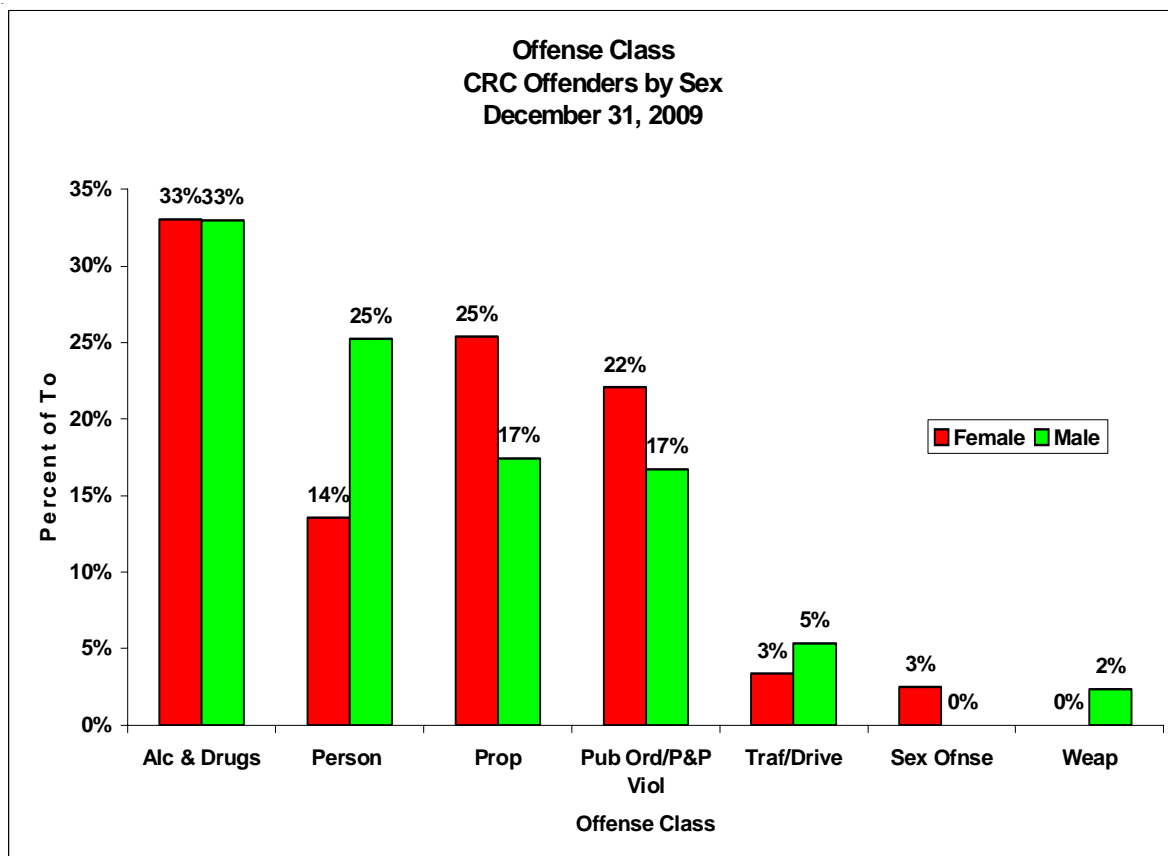
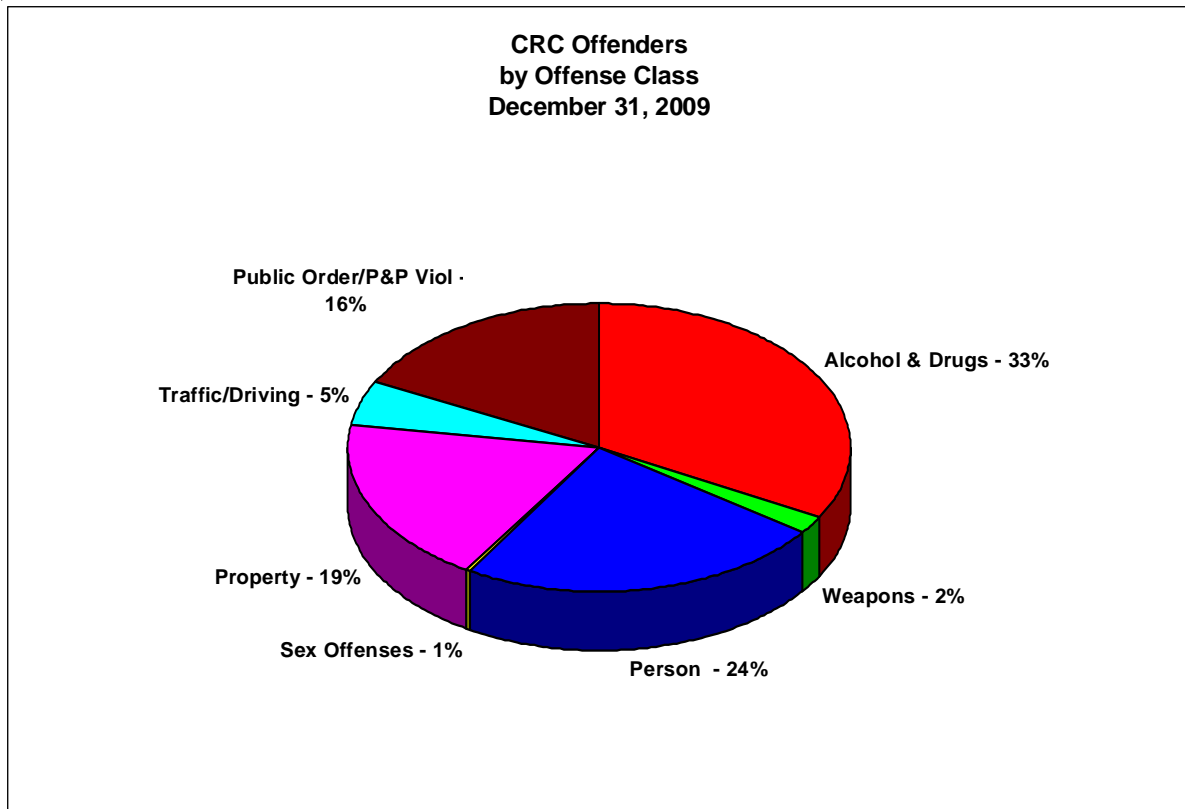
Traffic/Driving

Drive w/ License Canc/Susp/Rev/Lim	2	22	24	
Fail to Stop at Direction of Officer 1	1	7	8	
Insurance or Other Security Required	-	1	1	
Reckless Driving	1	2	3	
Valid Operators License Required	-	4	4	
Total	4	36	40	5.0%

Weapons

Misconduct Involving Weapons 1	-	1	1	
Misconduct Involving Weapons 2	-	2	2	
Misconduct Involving Weapons 3	-	7	7	
Misconduct Involving Weapons 4	-	6	6	
Total	-	16	16	2.0%

Total All	118	677	795	100.0%
------------------	------------	------------	------------	---------------



**Crime Classifications by Class/Sex/Ethnicity
for Offenders in CRC's
December 31, 2009**

Class/Sex	Ethnicity	Count	Percent
Alcohol			
Females	Asian	0	0.0%
	Black	0	0.0%
	White	17	9.2%
	Hispanic	0	0.0%
	AK Native	6	3.2%
Males	Asian	7	3.8%
	Black	5	2.7%
	White	104	56.2%
	Hispanic	2	1.1%
	AK Native	43	23.2%
	Unknown	1	0.5%
	Total	185	100.0%
Drugs			
Females	Asian	0	0.0%
	Black	0	0.0%
	White	10	13.0%
	Hispanic	0	0.0%
	AK Native	6	7.8%
Males	Asian	1	1.3%
	Black	11	14.3%
	White	44	57.1%
	Hispanic	0	0.0%
	AK Native	5	6.5%
	Total	77	100.0%
Person			
Females	Asian	1	0.5%
	Black	0	0.0%
	White	9	4.8%
	Hispanic	0	0.0%
	AK Native	6	3.2%
Males	Asian	4	2.1%
	Black	15	8.0%
	White	67	35.8%
	Hispanic	6	3.2%
	AK Native	79	42.2%
	Total	187	100.0%

Class/Sex	Ethnicity	Count	Percent
Property			
Females	Asian	0	0.0%
	Black	5	3.4%
	White	20	13.5%
	Hispanic	0	0.0%
	AK Native	5	3.4%
Males	Asian	0	0.0%
	Black	12	8.1%
	White	69	46.6%
	Hispanic	3	2.0%
	AK Native	33	22.3%
	Unknown	1	0.7%
	Total	148	100.0%
Pub Order/Administration			
Females	Asian	0	0.0%
	Black	1	2.5%
	White	4	10.0%
	Hispanic	1	2.5%
	AK Native	4	10.0%
Males	Asian	1	2.5%
	Black	0	0.0%
	White	15	37.5%
	Hispanic	2	5.0%
	AK Native	11	27.5%
	Unknown	1	2.5%
Total	40	100.0%	
Parole/Probation Violations			
Females	Asian	0	0.0%
	Black	0	0.0%
	White	8	8.1%
	Hispanic	0	0.0%
	AK Native	8	8.1%
Males	Asian	2	2.0%
	Black	7	7.1%
	White	31	31.3%
	Hispanic	0	0.0%
	AK Native	43	43.4%
	Total	99	100.0%
Non-Registerable Sex Offenses			
Females	Asian	0	0.0%
	Black	0	0.0%
	White	1	50.0%
	Hispanic	0	0.0%
	AK Native	1	50.0%

Class/Sex	Ethnicity	Count	Percent
Non-Registerable Sex Offenses			
Males	Asian	0	0.0%
	Black	0	0.0%
	White	0	0.0%
	Hispanic	0	0.0%
	AK Native	0	0.0%
	Total	2	100.0%
Registerable Sex Offenses			
Females	Asian	0	0.0%
	Black	0	0.0%
	White	1	100.0%
	Hispanic	0	0.0%
	AK Native	0	0.0%
Males	Asian	0	0.0%
	Black	0	0.0%
	White	0	0.0%
	Hispanic	0	0.0%
	AK Native	0	0.0%
	Total	1	100.0%
Traffic/Driving			
Females	Asian	0	0.0%
	Black	0	0.0%
	White	3	7.5%
	Hispanic	0	0.0%
	AK Native	1	2.5%
Males	Asian	1	2.5%
	Black	2	5.0%
	White	26	65.0%
	Hispanic	2	5.0%
	AK Native	5	12.5%
	Total	40	100.0%
Weapons			
Females	Asian	0	0.0%
	Black	0	0.0%
	White	0	0.0%
	Hispanic	0	0.0%
	AK Native	0	0.0%
Males	Asian	0	0.0%
	Black	1	6.3%
	White	9	56.3%
	Hispanic	0	0.0%
	AK Native	6	37.5%
	Total	16	100.0%
Total All		795	100.0%

Focus 2009

Information About Groups of Particular Interest

Notes:

Includes information about all offenders incarcerated in Alaskan and out-of-state institutions, CRC's, treatment centers, and those under electronic monitoring and offsite supervision who are entered into the OTIS database.

Consists of a snapshots of offenders incarcerated and entered into the OTIS database on December 31, 2009.

Alaska Native race category includes a small number of Native Americans not indigenous to Alaska.

Information about offenses is the most serious charge only.

Offense classes are semi-arbitrary.

Alaska Natives

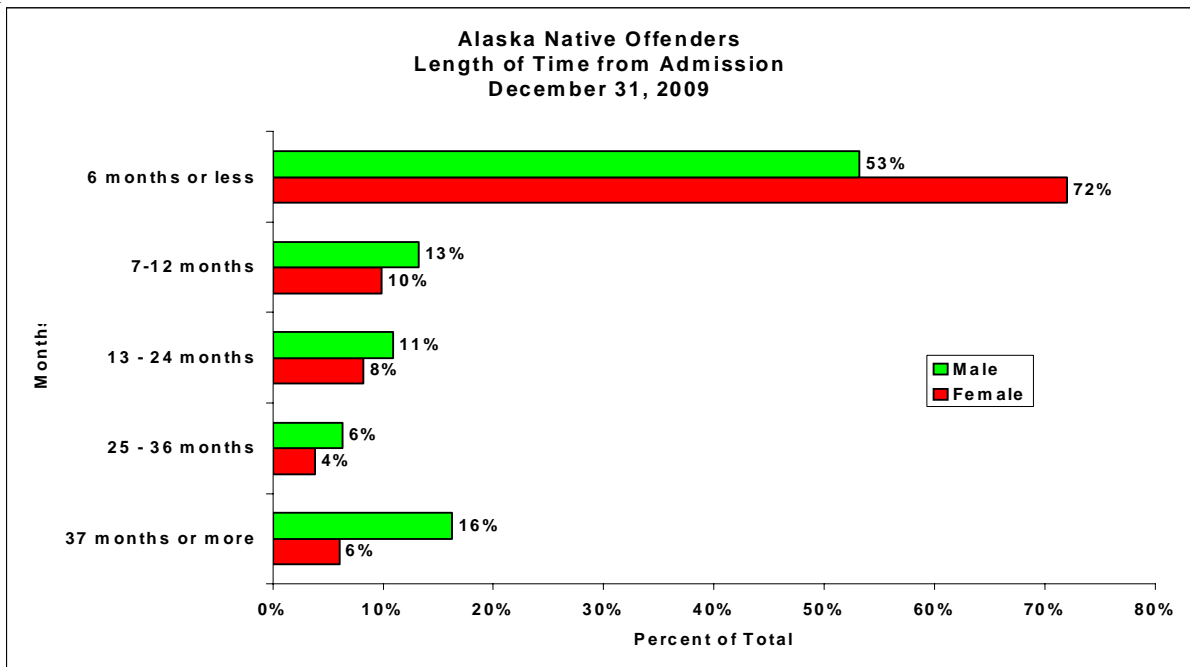
Notes:

Includes information about all offenders listed within the OTIS database as Indian or Alaska Native.

Includes information about a small number of Native Americans who are not indigenous to Alaska.

**Distribution of Alaska Natives
December 31, 2009**

In-State Institutions	Female	Male	Total
Anchorage CCE	-	127	127
Anchorage CCW	-	124	124
Anvil Mountain CC	9	103	112
Fairbanks CC	9	88	97
Hiland Mountain CC	103	-	103
Ketchikan CC	2	24	26
Lemon Creek CC	9	74	83
Mat-Su Pretrial	1	7	8
Palmer Minimum CC	-	74	74
Palmer Medium CC	-	91	91
Point MacKenzie CF	-	34	34
Spring Creek CC	-	196	196
Wildwood CC	-	94	94
Wildwood Pretrial	2	12	14
Yukon-Kuskokwim CC	10	107	117
<i>Total</i>	<i>145</i>	<i>1,155</i>	<i>1,300</i>
Out-of-State Institutions			
Hudson CC - Colorado	-	303	303
Federal Bureau of Prisons	-	1	1
<i>Total</i>	<i>-</i>	<i>304</i>	<i>304</i>
CRC's			
Chanlyut	-	2	2
Clitheroe	2	-	2
Cordova Center	5	41	46
Glacier Manor	4	12	16
Glennwood Center	4	10	14
Midtown Center	-	11	11
North Star Center	6	38	44
Parkview Center	-	30	30
Seaside Center	10	37	47
Tundra Center	3	34	37
<i>Total</i>	<i>34</i>	<i>215</i>	<i>249</i>
Special Offsite Programs			
Anchorage Electronic Monitoring	3	9	12
Fairbanks Electronic Monitoring	-	1	1
<i>Total</i>	<i>3</i>	<i>10</i>	<i>13</i>
Total All	182	1,684	1,866



**Demographic Information for Alaska Native Offenders
December 31, 2009**

Age Group (Years)	Female	Male	Total
19 and Under	6	40	46
20 - 24	42	292	334
25 - 29	38	313	351
30 - 34	26	233	259
35 - 39	23	204	227
40 - 44	19	210	229
45 - 49	13	188	201
50 - 54	10	119	129
55 - 59	4	50	54
60 - 64	-	16	16
65 and over	1	19	20
Total	182	1,684	1,866

<i>Mean Age</i>	<i>33.43</i>	<i>35.91</i>	<i>35.66</i>
<i>Median Age</i>	<i>31.44</i>	<i>34.16</i>	<i>33.88</i>

Length of time from admission			
6months or less	131	896	1,027
7 months - 12 months	18	223	241
13 months - 24 months	15	184	199
25 months 36 months	7	107	114
37 months or more	11	274	285
Total	182	1,684	1,866

<i>Mean Length (months)</i>	<i>9.70</i>	<i>21.94</i>	<i>20.75</i>
<i>Median Length (months)</i>	<i>2.00</i>	<i>6.00</i>	<i>5.00</i>

**Offense Classifications of Alaska Native Offenders
December 31, 2009**

Offense Level	Female	Male	Total	Pct
Felony	120	1,297	1,417	75.9%
Misdemeanor	60	380	440	23.6%
Violation	2	7	9	0.5%
Total	182	1,684	1,866	100.0%

Alcohol

Drinking in Public	-	1	1	
Driving While Intoxicated	10	29	39	
Drunk Person on Licensed Premise	-	2	2	
Felony DWI - 2+ Priors w/in 5 Yrs	13	100	113	
Felony Refusal of Chem Test- 2+ P	-	4	4	
Furnish Alcohol to a Minor	-	6	6	
License or Permit Required	1	1	2	
Manuf/Sell Alcohol w/o license	-	3	3	
Minor Consuming/Possessing Alcoh	2	7	9	
Prohibition of Importation after Elec	1	3	4	
Refuse Chemical Test	-	1	1	
Total	27	157	184	9.9%

Drugs

Attempted Misconduct - Controlled	-	1	1	
Attempted Misconduct - Controlled	1	2	3	
Misconduct -Controlled Substance 1	-	1	1	
Misconduct -Controlled Substance 2	2	8	10	
Misconduct -Controlled Substance 3	4	8	12	
Misconduct -Controlled Substance 4	7	14	21	
Misconduct -Controlled Substance 5	1	-	1	
Misconduct -Controlled Substance 6	-	2	2	
Total	15	36	51	2.7%

Person

Assault 1	4	25	29	
Assault 2	6	59	65	
Assault 3	12	102	114	
Assault 4	10	128	138	
Assault	6	25	31	
Attempted Assault 1	-	2	2	
Attempted Assault 2	-	1	1	
Attempted Murder 1	-	18	18	
Attempted Robbery 1	-	2	2	
Coercion	-	3	3	
Contributing to the Delinquency Min	-	1	1	

Person	Female	Male	Total	Pct
Criminally Negligent Homicide	1	4	5	
DV Assault	2	11	13	
Endanger Welfare of Minor 1	-	1	1	
Kidnapping	-	15	15	
Manslaughter	5	11	16	
Murder 1	3	48	51	
Murder 2	5	75	80	
Reckless Endangerment	-	2	2	
Robbery 1	3	16	19	
Robbery 2	3	16	19	
Total	60	565	625	33.5%
Property				
Arson 1	2	2	4	
Arson 2	-	3	3	
Attempted Arson 1	-	2	2	
Attempted Burglary 1	-	1	1	
Attempted Burglary 2	1	-	1	
Burglary 1	2	28	30	
Burglary 2	1	25	26	
Conceal Merch - Value \$500+	-	1	1	
Criminal Mischief 1	-	1	1	
Criminal Mischief 2	1	1	2	
Criminal Mischief 3	1	6	7	
Criminal Mischief 4	-	5	5	
Criminal Mischief 5	-	1	1	
Criminal Trespass 1	1	4	5	
Criminal Trespass 2	1	6	7	
Criminal Trespass	-	6	6	
Criminally Negligent Burning	-	1	1	
Forgery 1	-	1	1	
Forgery 2	1	2	3	
Fraud Use of Access Device	-	2	2	
Issuing Bad Check	-	1	1	
Larceny of Money or Property >\$5	-	1	1	
Malicious Destruction of Property	-	1	1	
Scheme to Defraud	1	-	1	
Theft 1	-	2	2	
Theft 2	5	31	36	
Theft 3	-	9	9	
Theft 4	-	4	4	
Theft by Shoplifting	-	4	4	
Vehicle Tampering	-	1	1	
Vehicle Theft 1	4	25	29	
Total	21	177	198	10.6%

Public Order/Administration

Attempt	-	1	1	
Contempt of Court	3	6	9	
Cruelty to Animals	-	1	1	
Disorderly Conduct	2	5	7	
Escape 2	1	8	9	
Escape 3	-	2	2	
Escape 4	-	3	3	
Failure Satisfy Judgement	-	1	1	
Failure to Appear	2	18	20	
Failure to Reg as Sex Offender 1	-	11	11	
Failure to Reg as Sex Offender 2	-	5	5	
Failure to Reg as Sex Offender	-	1	1	
Failure to Remand	-	1	1	
False Information	2	1	3	
Harassment 1	1	1	2	
Harassment	-	1	1	
Hindering Prosecution 1	1	-	1	
Interfere w/ Report of DV Crime	1	-	1	
Making a False Report	-	1	1	
Promoting Contraband 2	-	1	1	
Resist/Interfere with Arrest	-	3	3	
Resist/Interfere Officer	-	5	5	
Tampering w/ Physical Evidence	1	2	3	
Tampering w/ Witness 1	1	2	3	
Terroristic Threatening	-	1	1	
Unlawful Contact 1	-	3	3	
Unlawful Evasion 1	-	2	2	
Violate Conditions of Release	9	26	35	
Violate DV Restraining Order	1	7	8	
Total	25	119	144	7.7%

Parole/Probation Violations

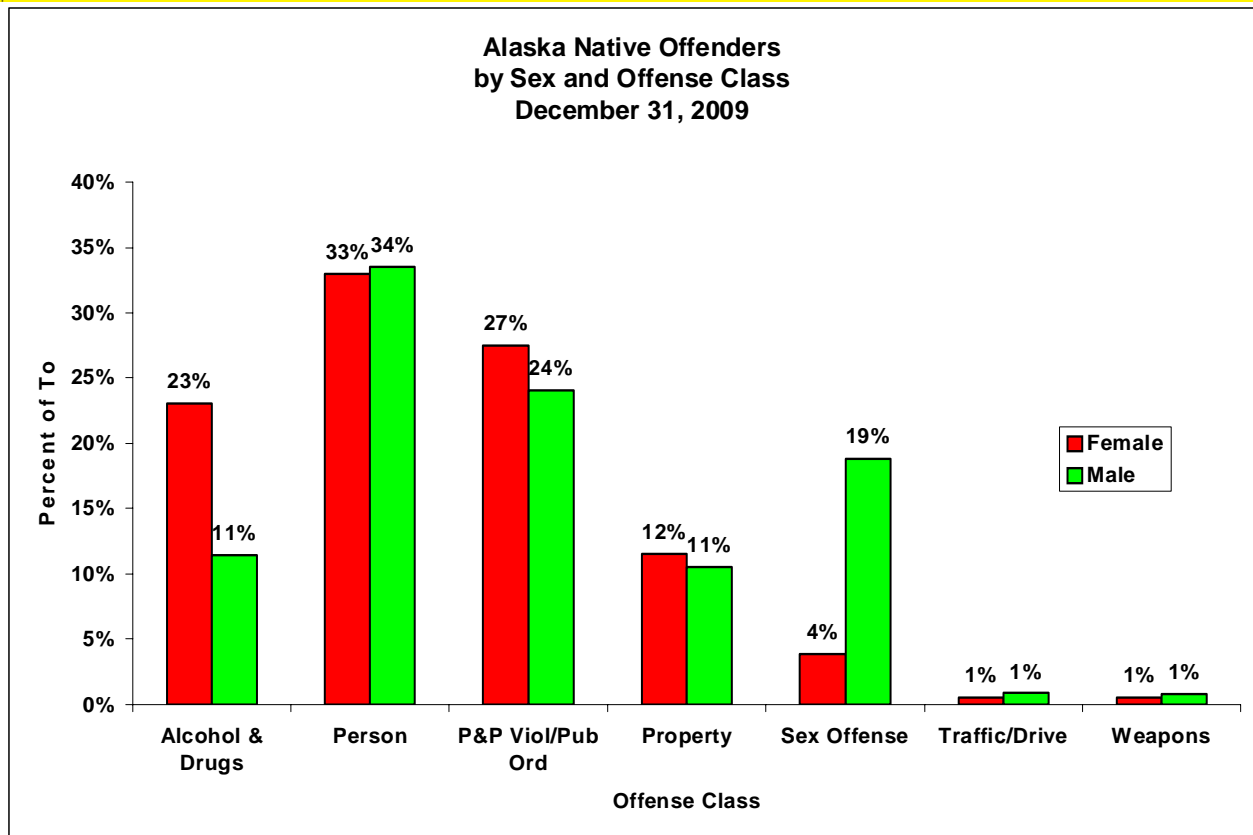
Parole Violation	1	62	63	
Probation Violation	24	224	248	
Total	25	286	311	16.7%

Non-Registerable Sex Offenses

Practicing Prostitution	4	-	4	
Total	4	-	4	0.2%

Registerable Sex Offense

Attempted Sex Abuse 1	-	5	5	
Attempted Sex Abuse Minor 2	-	11	11	
Attempted Sex Assault 1	-	4	4	
Attempted Sex Assault 2	-	7	7	
Incest	-	1	1	
Indecent Exposure 1	-	1	1	
Indecent Exposure 2	-	1	1	



Registerable Sex Offense	Female	Male	Total	Pct
ISC Sex Crime	-	1	1	
Possess Chile Pornography	-	2	2	
Sex Abuse Minor 1	2	49	51	
Sex Abuse Minor 2	1	68	69	
Sex Abuse Minor 3	-	7	7	
Sex Assault 1	-	91	91	
Sex Assault 2	-	52	52	
Sex Assault 3	-	16	16	
Solicitation Sex Abuse 2	-	1	1	
Total	3	317	320	17.1%

Traffic/Driving	Female	Male	Total	Pct
Drive w License Canc/Susp/Rev/Li	-	6	6	
Fail to Stop at Direction of Officer	1	6	7	
Reckless Driving	-	1	1	
Valid Operators License Required	-	1	1	
Total	1	14	15	0.8%

Weapons	Female	Male	Total	Pct
Misconduct - Weapons 2	-	3	3	
Misconduct - Weapons 3	1	4	5	
Misconduct - Weapons 4	-	5	5	
Misconduct - Weapons 5	-	1	1	
Total	1	13	14	0.8%

Total All	182	1,684	1,866	100.0%
------------------	------------	--------------	--------------	---------------

Juveniles

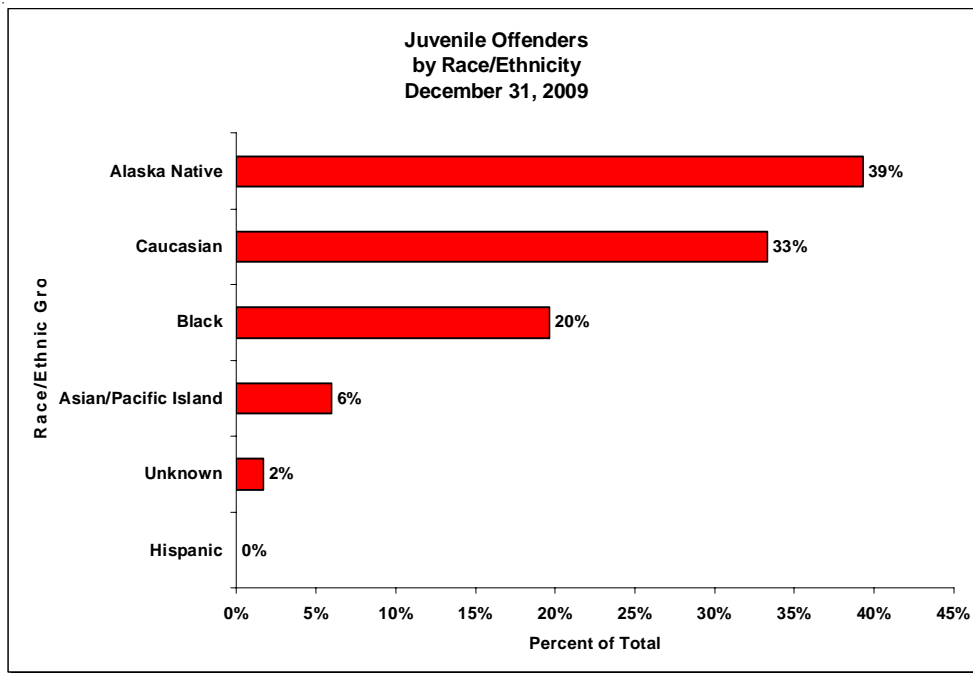
Notes:

Includes information about all offenders who are less than 20 years old.

A small number of Native Americans who are not indigenous to Alaska are included in the Alaska Native category.

**Distribution of Juvenile Offenders
December 31, 2009**

In-State Institutions	Female	Male	Total
Anchorage CCE	0	16	16
Anchorage CCW	0	17	17
Anvil Mountain CC	0	2	2
Fairbanks CC	0	5	5
Hiland Mountain CC	5	0	5
Ketchikan CC	0	2	2
Lemon Creek CC	1	4	5
Mat-Su Pretrial	0	1	1
Palmer Minimum CC	0	1	1
Palmer Medium CC	0	7	7
Point Mackenzie CF	0	3	3
Spring Creek CC	0	18	18
Wildwood CC	0	4	4
Wildwood Pretrial	0	4	4
Yukon-Kuskokwim CC	2	8	10
<i>Total</i>	<i>8</i>	<i>92</i>	<i>100</i>
 Out-of-State Institutions			
Hudson CC, Colorado	0	1	1
<i>Total</i>	<i>0</i>	<i>1</i>	<i>1</i>
 CRC's			
Cordova Center	0	1	1
Glacier Manor	1	1	2
Midtown Center	0	2	2
North Star Center	0	1	1
Parkview	0	3	3
SeasideCenter	1	1	2
Tundra Center	1	2	3
<i>Total</i>	<i>3</i>	<i>11</i>	<i>14</i>
 Special Offsite Programs			
Anchorage Electronic Monitoring	0	2	2
<i>Total</i>	<i>0</i>	<i>2</i>	<i>2</i>
 Total All	 11	 106	 117



**Demographic Information for Juvenile Offenders
December 31, 2009**

Ethnicity	Female	Male	Total
Alaska Native	6	40	46
Asian/Pacific Island	0	7	7
Black	1	22	23
Caucasian	4	35	39
Hispanic	0	0	0
Unknown	0	2	2
Total	11	106	117

Age (years)	Female	Male	Total
16	0	3	3
17	0	3	3
18	5	25	30
19	6	75	81
Total	11	106	117

<i>Mean Age (years)</i>	<i>19.12</i>	<i>19.19</i>	<i>19.18</i>
<i>Median Age (years)</i>	<i>19.03</i>	<i>19.41</i>	<i>19.40</i>

Length of Time From Admission	Female	Male	Total
Under 1 month	7	32	39
1 month to 6 months	3	47	50
7 months to 12 months	1	13	14
12 months and over	0	14	14
Total	11	106	117

<i>Mean Length (months)</i>	<i>1.45</i>	<i>5.65</i>	<i>5.26</i>
<i>Median Length (months)</i>	<i>< 1</i>	<i>3.00</i>	<i>2.00</i>

**Offense Classifications of Juvenile Offenders
December 31, 2009**

Offense Level	Female	Male	Total	Pct
Felony	6	83	89	76.1%
Misdemeanor	4	22	26	22.2%
Violation	1	1	2	1.7%
Total	11	106	117	100.0%
Alcohol				
Driving While Intoxicated	0	2	2	
Minor Consuming	1	2	3	
Total	1	4	5	4.3%
Drugs				
Misconduct - Controlled Substance 3	0	2	2	
Misconduct - Controlled Substance 4	1	2	3	
Total	1	4	5	4.3%
Person				
Assault 1	0	7	7	
Assault 2	0	5	5	
Assault 3	1	2	3	
Assault 4	0	4	4	
Assault	1	1	2	
Attempted Murder 1	0	2	2	
DV Assault	0	1	1	
Manslaughter	0	3	3	
Murder 1	0	1	1	
Murder 2	1	1	2	
Robbery 1	0	9	9	
Robbery 2	0	3	3	
Total	3	39	42	35.9%
Property				
Attempted Burglary 1	0	1	1	
Burglary 1	1	1	2	
Burglary 2	1	5	6	
Conceal Merch - <\$50	1	0	1	
Criminal Mischief 3	0	1	1	
Criminal Mischief 4	0	2	2	
Criminal Trespass 1	0	1	1	
Forgery 2	0	1	1	
Scheme to Defraud	0	1	1	
Theft 2	0	7	7	
Theft 3	0	3	3	
Vehicle Tampering	0	1	1	
Vehicle Theft 1	0	3	3	
Total	3	27	30	25.6%

Public Order/Administration

Disorderly Conduct	0	1	1	
Escape 4	0	1	1	
Failure to Satisfy Judgement	0	1	1	
Failure to Appear	1	2	3	
Interference w/ Official Proceedings	0	1	1	
Promoting Contraband 1	0	1	1	
Violate Conditions of Release	1	1	2	
Violate DV Restraining Order	0	1	1	
Total	2	9	11	9.4%

Parole/Probation Violations

Parole Violation	0	0	0	
Probation Violation	1	10	11	
Total	1	10	11	9.4%

Registerable Sex Offenses

Attempted Sex Abuse Minor 2	0	1	1	
Sex Abuse Minor 1	0	2	2	
Sex Abuse Minor 2	0	5	5	
Sex Assault 1	0	2	2	
Sex Assault 2	0	2	2	
Total	0	12	12	10.3%

Weapons

Misconduct - Weapons 2	0	3	3	
Total	0	1	1	0.9%

Total All	11	106	117	100.0%
------------------	-----------	------------	------------	---------------

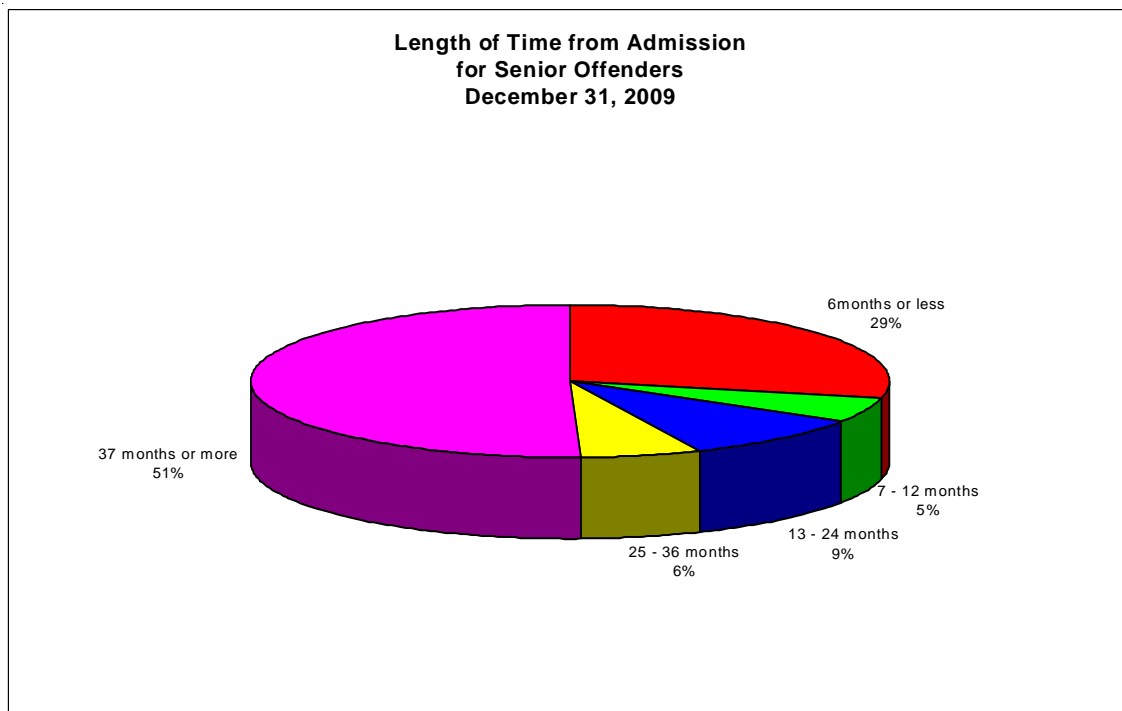
Seniors

Notes:

Includes information about all offenders in the OTIS database who are 60 years old or older, Alaska Native race category includes a small number of Native Americans not indigenous to Alaska.

**Distribution of Senior Offenders
December 31, 2009**

In-State Institutions	Female	Male	Total
Anchorage CCE	-	11	11
Anchorage CCW	-	13	13
Anvil Mountain CC	-	2	2
Fairbanks CC	-	5	5
Hiland Mountain CC	3	-	3
Ketchikan CC	-	1	1
Lemon Creek CC	-	4	4
Mat-Su PreTrial	-	1	1
Palmer Minimum CC	-	5	5
Palmer Medium CC	-	9	9
Point MacKenzie CF	-	2	2
Spring Creek CC	-	18	18
Wildwood CC	-	2	2
Wildwood PreTrial	-	1	1
Yukon-Kuskokwim CC	-	3	3
<i>Total</i>	<i>3</i>	<i>77</i>	<i>80</i>
Out-of-State Institutions			
Hudson CC - Colorado	-	59	59
Federal Bureau of Prisons	-	3	3
<i>Total</i>	<i>-</i>	<i>62</i>	<i>62</i>
CRC's			
Cordova Center	-	2	2
Glennwood Center	1	-	1
Tundra Center	-	1	1
<i>Total</i>	<i>1</i>	<i>3</i>	<i>4</i>
Special Offsite Programs			
Anchorage Electronic Monitoring	2	2	4
<i>Total</i>	<i>2</i>	<i>2</i>	<i>4</i>
Total All	6	144	150



**Demographic Information for Senior Offenders
December 31, 2009**

Ethnicity	Female	Male	Total
Asian/Pacific Island	1	1	2
Black	2	10	12
Caucasian	2	94	96
Hispanic	-	3	3
Alaska Native	1	35	36
Unknown	-	1	1
Total	6	144	150

Age Group (Years)	Female	Male	Total
60 - 64	3	75	78
65 - 69	1	49	50
70 - 74	2	11	13
75 - 79	-	7	7
80 and over	-	2	2
Total	6	144	150

<i>Mean Age</i>	<i>66.07</i>	<i>65.71</i>	<i>65.72</i>
<i>Median Age</i>	<i>64.69</i>	<i>64.61</i>	<i>64.61</i>

Length of time from admission	Female	Male	Total
6 months or less	2	41	43
7 months - 12 months	1	7	8
13 months - 24 mon	1	13	14
25 months 36 months	1	8	9
37 months or more	1	75	76
Total	6	144	150

<i>Mean Length (months)</i>	<i>35.50</i>	<i>71.71</i>	<i>70.26</i>
<i>Median Length (months)</i>	<i>14.50</i>	<i>42.00</i>	<i>39.50</i>

**Offense Classifications of Senior Offenders
December 31, 2009**

Offense Level	Female	Male	Total	Pct
Felony	6	135	141	94.0%
Misdemeanor	-	9	9	6.0%
Total	6	144	150	100.0%
Alcohol				
Driving While Intoxicated	-	1	1	
Felony DWI - 2+ Priors w/in 5 Yrs	1	8	9	
Felony Refusal of Chemical Test	-	1	1	
Total	1	10	11	7.3%
Drugs				
Attempted MICS 2	-	1	1	
Misconduct-Controlled Substance 2	-	3	3	
Misconduct-Controlled Substance 4	1	1	2	
Total	1	5	6	4.0%
Driving				
Drive w/ Lic Canc/Susp/Rev/Lim	-	1	1	
Total	-	1	1	0.7%
Person				
Assault 1	-	5	5	
Assault 2	-	3	3	
Assault 3	1	2	3	
Assault 4	-	3	3	
Attempted Murder 1	-	1	1	
Endanger Vulnerable Adult 1	-	1	1	
Kidnapping	-	4	4	
Manslaughter	-	4	4	
Murder 1	1	30	31	
Murder 2	-	8	8	
Robbery 1	-	1	1	
Total	2	62	64	42.7%

Property	Female	Male	Total	Pct
Arson 1	-	1	1	
Criminal Mischief 4	-	1	1	
Criminal Trespass	-	1	1	
Theft 2	2	2	4	
Theft 4	-	1	1	
Vehicle Theft 1	-	1	1	
Total	2	7	9	6.0%
Parole/Probation Violations				
Parole Violation	-	5	5	
Probation Violation	-	3	3	
Total	-	8	8	5.3%
Public Order/Administration				
Failure to Appear	-	1	1	
Failure to Reg as Sex Ofndr 1	-	1	1	
Federal Offense	-	2	2	
Total	-	4	4	2.7%
Registerable Sex Offenses				
Attempted Sex Abuse 1	-	2	2	
Attempted Sex Abuse Minor 2	-	1	1	
Online Enticement of a Minor	-	1	1	
Sex Abuse Minor 1	-	20	20	
Sex Abuse Minor 2	-	8	8	
Sex Assault 1	-	11	11	
Sex Assault 2	-	3	3	
Sex Assault 3	-	1	1	
Total	-	47	47	31.3%
Total All	6	144	150	100.0%

Sex Offenders

Notes:

Includes information about all offenders in the OTIS database who have listed as their most serious charge an offense that would unambiguously identify them as a registerable sex offender.

**Distribution of Sex Offenders
December 31, 2009**

In-State Institutions	Female	Male	Total
Anchorage CCE	-	26	26
Anchorage CCW	-	55	55
Anvil Mountain CC	1	9	10
Fairbanks CC	-	9	9
Hiland Mountain CC	5	-	5
Ketchikan CC	-	6	6
Lemon Creek CC	-	28	28
Mat-Su Pretrial	-	10	10
Palmer Minimum CC	-	37	37
Palmer Medium CC	-	46	46
Spring Creek CC	-	82	82
Wildwood CC	-	27	27
Wildwood Pretrial	-	4	4
Yukon-Kuskokwim CC	-	16	16
<i>Total</i>	<i>6</i>	<i>355</i>	<i>361</i>
Out-of-State Institutions			
Hudson CC - Colorado	-	239	239
<i>Total</i>	<i>-</i>	<i>239</i>	<i>239</i>
CRC's			
Glenwood Center	1	-	1
<i>Total</i>	<i>1</i>	<i>-</i>	<i>1</i>
Total All	7	594	601

**Demographic Information for Sex Offenders
December 31, 2009**

Ethnicity	Female	Male	Total
Asian/Pacific Island	-	11	11
Black	-	23	23
Caucasian	4	225	229
Hispanic	-	10	10
Alaska Native	3	316	319
Unknown	-	9	9
Total	7	594	601

Age Group (Years)	Female	Male	Total
19 and Under	-	12	12
20 - 24	-	81	81
25 - 29	1	74	75
30 - 34	1	57	58
35 - 39	2	72	74
40 - 44	1	94	95
45 - 49	1	70	71
50 - 54	-	58	58
55 - 59	1	29	30
60 - 64	-	25	25
65 and over	-	22	22
Total	7	594	601

<i>Mean Age</i>	<i>41.03</i>	<i>40.10</i>	<i>40.11</i>
<i>Median Age</i>	<i>39.46</i>	<i>40.07</i>	<i>40.07</i>

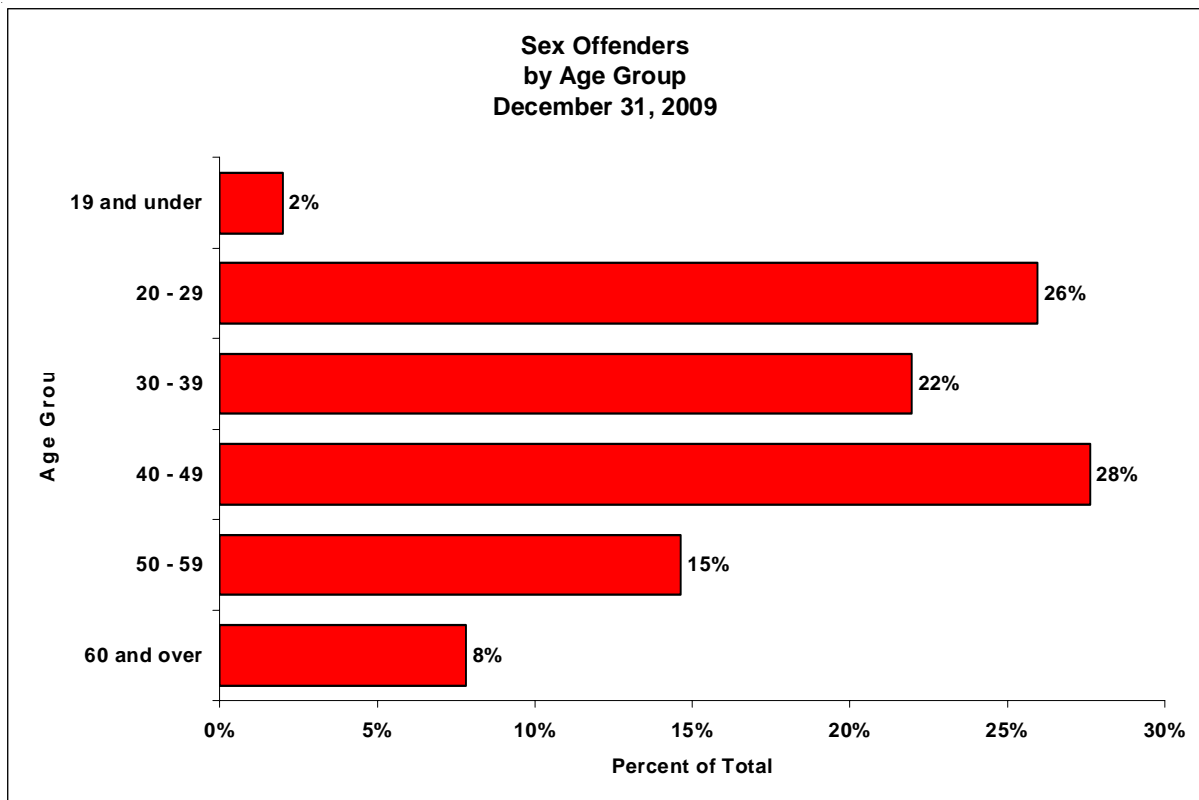
Length of time from admission

6 months or less	4	138	142
7 months - 12 months	1	75	76
13 months - 24 months	-	108	108
25 months 36 months	1	73	74
37 months or more	1	200	201
Total	7	594	601

<i>Mean Length (months)</i>	<i>23.14</i>	<i>35.76</i>	<i>35.61</i>
<i>Median Length (months)</i>	<i>6.00</i>	<i>21.00</i>	<i>21.00</i>

**Offense Classifications for Sex Offenders
December 31, 2009**

Offense Level	Female	Male	Total	Pct
Felony	6	592	598	99.5%
Misdemeanor	1	2	3	0.5%
Total	7	594	601	100.0%



Registerable Sex Offenses	Female	Male	Total
Attempted Sex Abuse 1	-	13	13
Attempted Sex Abuse Minor 2	-	15	15
Attempted Sex Assault 1	-	6	6
Attempted Sex Assault 2	-	7	7
Distribute Child Pornography	-	4	4
Incest	-	2	2
Indecent Exposure 1	-	1	1
Indecent Exposure 2	-	1	1
Online Enticement of a Minor	-	2	2
Possess Child Pornography	-	17	17
Sex Abuse Minor 1	4	143	147
Sex Abuse Minor 2	2	136	138
Sex Abuse Minor 3	-	7	7
Sex Assault 1	-	152	152
Sex Assault 2	-	68	68
Sex Assault 3	-	19	19
Solicitation Sex Abuse 2	-	1	1
Soliciting Prostitution	1	-	1
Total	7	594	601

Substance Abusers

Notes:

Includes information about all offenders in the OTIS database who have listed as their most serious charge an offense related to alcohol or drugs.

**Distribution of Substance Abuse Offenders
December 31, 2009**

In-State Institutions	Alcohol			Drugs		
	Female	Male	Total	Female	Male	Total
Anchorage CCE	-	18	18	-	25	25
Anchorage CCW	-	20	20	-	28	28
Anvil Mountain CC	-	11	11	-	2	2
Fairbanks CC	2	27	29	5	22	27
Hiland Mountain CC	38	-	38	65	-	65
Ketchikan CC	-	2	2	-	5	5
Lemon Creek CC	2	14	16	3	18	21
Mat-Su Pretrial	4	14	18	2	10	12
Palmer Minimum CC	-	22	22	-	12	12
Palmer Medium CC	-	35	35	-	30	30
Point MacKenzie CF	-	16	16	-	16	16
Spring Creek CC	-	23	23	-	36	36
Wildwood CC	-	50	50	-	24	24
Wildwood Pretrial	5	14	19	-	6	6
Yukon-Kuskokwim CC	-	5	5	-	1	1
<i>Total</i>	<i>51</i>	<i>271</i>	<i>322</i>	<i>75</i>	<i>235</i>	<i>310</i>
Out-of-State Institutions						
Hudson CC - Colorado	-	23	23	-	38	38
Federal Bureau Prisons	-	-	-	-	2	2
<i>Total</i>	<i>-</i>	<i>23</i>	<i>23</i>	<i>-</i>	<i>40</i>	<i>40</i>
CRC's						
Akeela House	-	-	-	1	-	1
Clitheroe Center	1	-	1	1	-	1
Cordova Center	2	20	22	3	7	10
Glacier Manor	2	11	13	-	5	5
Glennwood Center	-	16	16	1	14	15
Midtown Center	-	5	5	-	-	-
North Star Center	-	19	19	4	4	8
Parkview Center	-	22	22	-	6	6
Seaside Center	1	6	7	-	-	-
Tundra Center	2	7	9	-	-	-
<i>Total</i>	<i>8</i>	<i>106</i>	<i>114</i>	<i>10</i>	<i>36</i>	<i>46</i>
Special Offsite Programs						
Anchorage Electronic Monitoring	11	44	55	4	21	25
Fairbanks Electronic Monitoring	4	10	14	1	4	5
Kenai Electronic Monitoring	-	2	2	-	-	-
Ketchikan Electronic Monitoring	-	-	-	1	-	1
<i>Total</i>	<i>15</i>	<i>56</i>	<i>71</i>	<i>6</i>	<i>25</i>	<i>31</i>
Total All	74	456	530	91	336	427

**Demographic Information for Substance Abuse Offenders
December 31, 2009**

Ethnicity	Alcohol			Drugs		
	Female	Male	Total	Female	Male	Total
Asian/Pacific Island	1	13	14	2	13	15
Black	2	15	17	5	66	71
Caucasian	42	260	302	67	212	279
Hispanic	2	8	10	1	8	9
Alaska Native	27	157	184	15	36	51
Unknown	0	3	3	1	1	2
Total	74	456	530	91	336	427
Age Group (Years)						
19 and Under	1	4	5	1	4	5
20 - 24	8	34	42	16	37	53
25 - 29	15	74	89	18	86	104
30 - 34	10	64	74	14	45	59
35 - 39	14	67	81	18	35	53
40 - 44	14	72	86	9	47	56
45 - 49	5	70	75	8	41	49
50 - 54	3	42	45	5	22	27
55 - 59	3	19	22	1	14	15
60 - 64	1	7	8	-	1	1
65 and over	-	3	3	1	4	5
Total	74	456	530	91	336	427
<i>Mean Age</i>	<i>36.54</i>	<i>39.00</i>	<i>38.66</i>	<i>35.53</i>	<i>37.95</i>	<i>37.53</i>
<i>Median Age</i>	<i>36.30</i>	<i>39.20</i>	<i>38.79</i>	<i>34.96</i>	<i>37.45</i>	<i>36.73</i>
Length of time from admission						
6 months or less	49	287	336	60	175	235
7 months - 12 months	11	68	79	13	51	64
13 months - 24 months	10	66	76	10	59	69
25 months - 36 months	4	28	32	5	23	28
37 months or more	-	7	7	3	28	31
Total	74	456	530	91	336	427
<i>Mean Length (months)</i>	<i>5.99</i>	<i>7.49</i>	<i>7.28</i>	<i>7.27</i>	<i>9.60</i>	<i>9.20</i>
<i>Median Length (months)</i>	<i>2.00</i>	<i>4.00</i>	<i>3.00</i>	<i>4.00</i>	<i>5.00</i>	<i>4.00</i>

**Offense Classifications of Substance Abuse Offenders
December 31, 2009**

Offense Level	Alcohol			
	Female	Male	Total	Pct
Felony	49	338	387	73.0%
Misdemeanor	23	113	136	25.7%
Violation	2	5	7	1.3%
Total	74	456	530	100.0%

Offenses

Drinking in Public	-	1	1	
Driving While Intoxicated	23	100	123	
Drunk Person on Licenses Premises	-	3	3	
Felony DWI - 2+ Priors w/in 5 Yrs	46	313	359	
Felony Refusal of Chem Test- 2+ Priors	1	10	11	
Furnish Alcohol to Minor	-	11	11	
License or Permit Required	1	1	2	
Manufacture, Sell, Offer for Sale	-	3	3	
Minor Consuming/Possessing Alcohol	2	8	10	
Minor on Licensed Premises	-	1	1	
Prohibition of Importation after Election	1	3	4	
Refuse to Submit to Chem Test	-	2	2	
Total	74	456	530	

Offense Level	Drugs			
	Female	Male	Total	Pct
Felony	89	326	415	97.2%
Misdemeanor	2	10	12	2.8%
Total	91	336	427	100.0%

Offenses

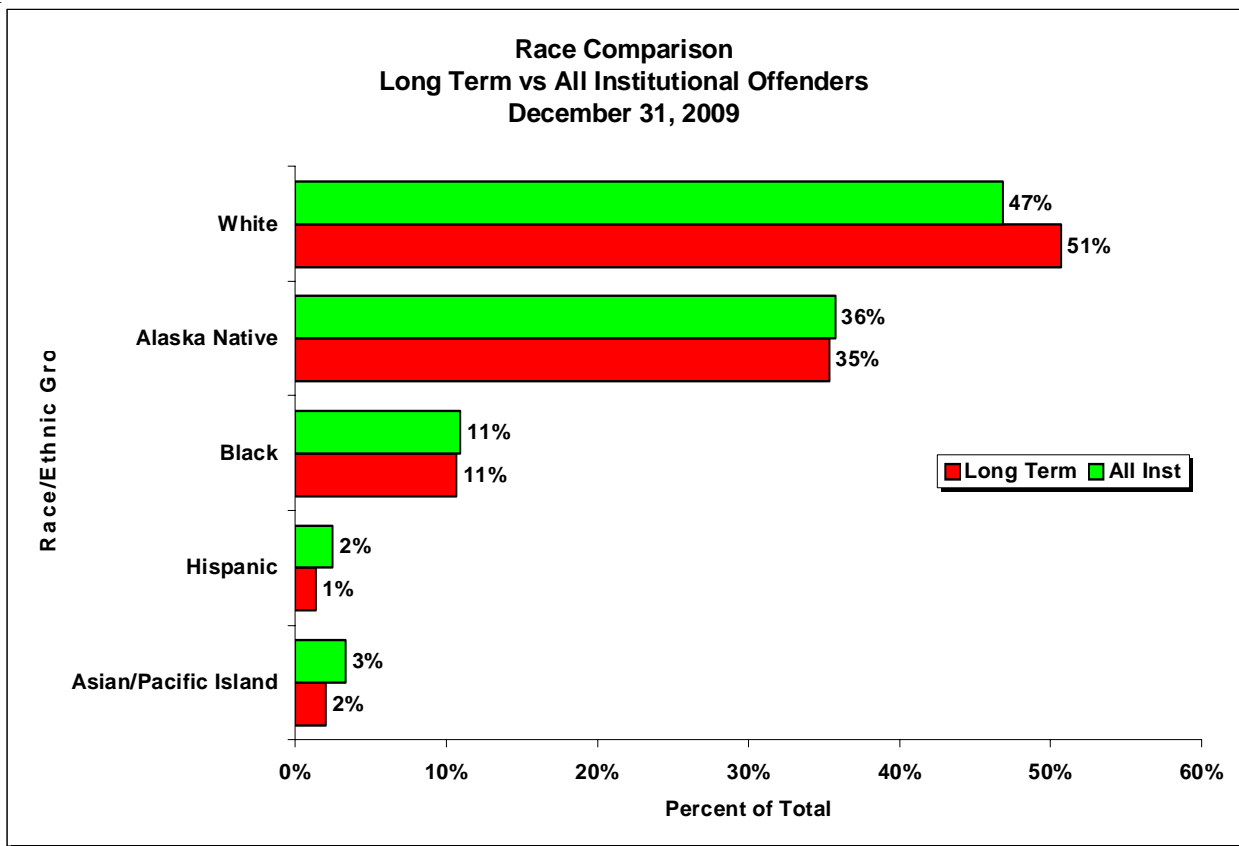
Attempted MICS 2	6	19	25	
Attempted MICS 3	-	1	1	
Attempted MICS 4	1	2	3	
Misconduct - Controlled Substance 1	3	6	9	
Misconduct -Controlled Substance 2	27	89	116	
Misconduct - Controlled Substance 3	16	84	100	
Misconduct - Controlled Substance 4	37	131	168	
Misconduct - Controlled Substance 5	1	-	3	
Misconduct - Controlled Substance 6	-	4	4	
Total	91	336	427	

Long Term Offenders

Notes:

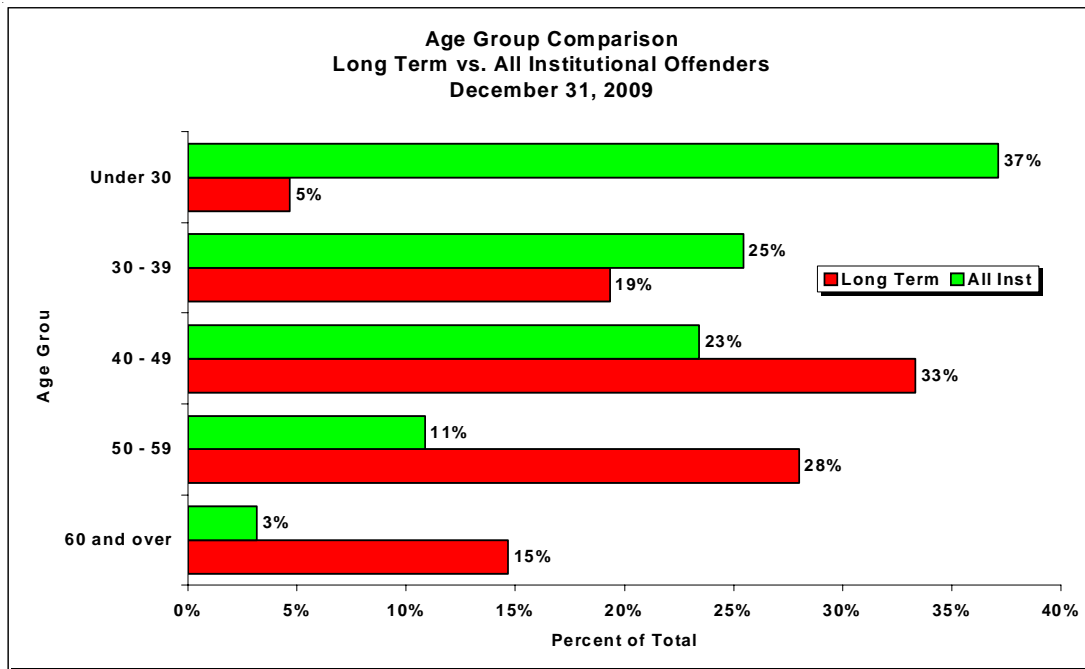
Includes information about all offenders in the OTIS database who have been in continuous DOC custody for ten (10) years or more.

Alaska Native race category includes a small number of Native Americans not indigenous to Alaska.



**Distribution of Long Term Offenders
December 31, 2009**

In-State Institutions	Female	Male	Total
Anchorage CCE	-	1	1
Anchorage CCW	-	5	5
Hiland Mountain CC	9	-	9
Lemon Creek CC	-	5	5
Palmer Minimum CC	-	4	4
Palmer Medium CC	-	3	3
Spring Creek CC	-	49	49
Wildwood CC	-	1	1
<i>Total</i>	9	68	77
Out-of-State Institutions			
Hudson CC - Colorado	-	70	70
Federal Bureau of Prisons	1	2	3
<i>Total</i>	1	72	73
Total All	10	140	150



**Demographic Information for Long Term Offenders
December 31, 2009**

	Female	Male	Total
Ethnicity			
Asian/Pacific Island	-	3	3
Black	1	15	16
Caucasian	6	70	76
Hispanic	-	2	2
Alaska Native	3	50	53
Total	10	140	150
Age Group (Years)			
19 and Under	-	-	-
20 - 24	-	-	-
25 - 29	-	7	7
30 - 34	1	13	14
35 - 39	2	13	15
40 - 44	3	17	20
45 - 49	-	30	30
50 - 54	3	25	28
55 - 59	-	14	14
60 - 64	-	13	13
65 and over	1	8	9
Total	10	140	150
<i>Mean Years</i>	<i>46.03</i>	<i>48.05</i>	<i>47.91</i>
<i>Median Years</i>	<i>44.77</i>	<i>48.25</i>	<i>48.06</i>

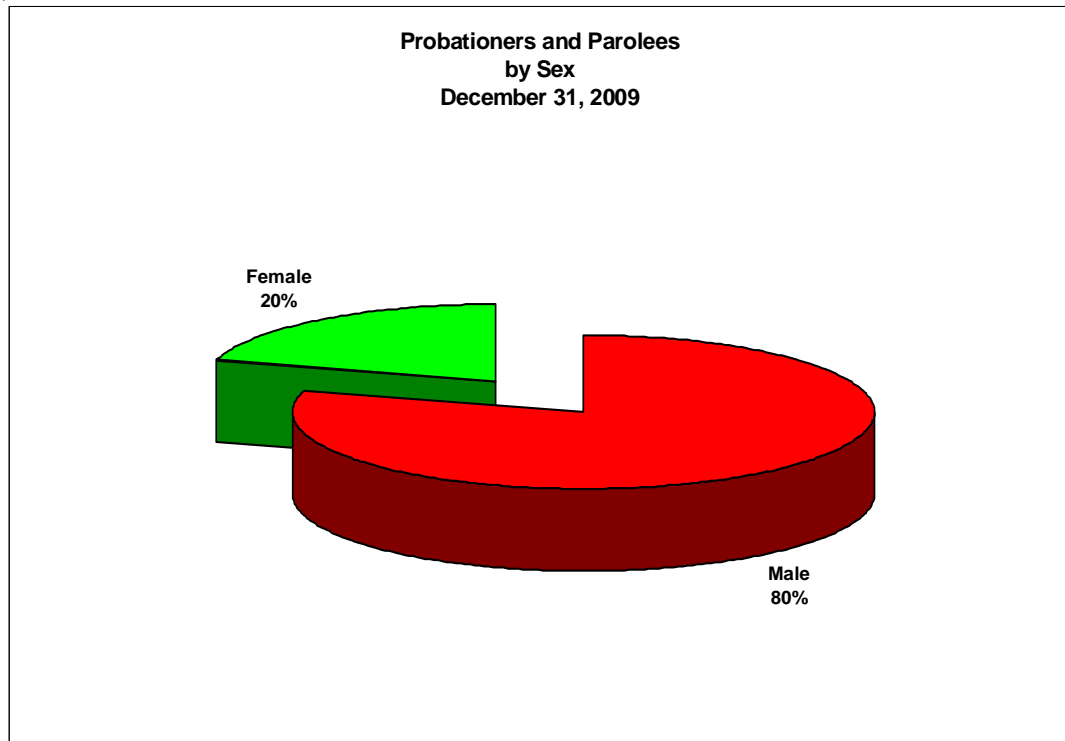
Probation and Parole

Notes:

Includes information about all probationers and parolees under the supervision of the Division of Probation and Parole who are entered into the OTIS database.

Consists of a snapshot of probationers and parolees entered into the OTIS database on or before December 31, 2009.

Alaska Native race category includes a small number of Native Americans not indigenous to Alaska.



**Supervising Authority for Probationers/Parolees
Under Supervision on December 31, 2005-2009**

Offices	Females					Males					All				
	09	08	07	06	05	09	08	07	06	05	09	08	07	06	05
Anchorage	599	557	480	473	463	2,255	2,189	2,075	1,966	1,923	2,854	2,746	2,555	2,439	2,386
Barrow	0	10	7	4	6	-	33	34	41	45	-	43	41	45	51
Bethel	22	19	15	23	27	244	213	212	232	261	266	232	227	255	288
Dillingham	18	12	8	10	5	47	82	68	71	64	65	94	76	81	69
Fairbanks	132	127	154	145	134	596	564	538	592	557	728	691	692	737	691
Juneau	50	55	47	52	55	196	203	214	235	221	246	258	261	287	276
Kenai	118	112	127	98	75	367	404	470	384	308	485	516	597	482	383
Ketchikan	35	40	32	31	24	120	106	110	118	123	155	146	142	149	147
Kodiak	13	15	15	15	20	82	85	89	86	69	95	100	104	101	89
Kotzebue	15	13	21	26	22	78	71	78	101	99	93	84	99	127	121
Nome	8	9	12	13	8	47	48	65	66	58	55	57	77	79	66
Palmer	171	173	157	132	110	581	600	564	470	408	752	773	721	602	518
Sitka	14	13	19	21	27	40	60	63	59	68	54	73	82	80	95
Total All	1,195	1,155	1,094	1,043	976	4,653	4,658	4,580	4,421	4,204	5,848	5,813	5,674	5,464	5,180

**Demographic Information for Probationers/Parolees
Under Supervision on December 31, 2005-2009**

Ethnicity	Females					Males					All				
	09	08	07	06	05	09	08	07	06	05	09	08	07	06	05
Asian/Pac I	46	44	37	35	31	204	187	185	153	142	250	231	222	188	173
Black	81	78	64	69	70	433	440	417	408	388	514	518	481	477	458
Hispanic	28	21	19	14	12	143	138	138	138	122	171	159	157	152	134
AK Native	297	282	273	273	256	1,200	1,198	1,173	1,200	1,216	1,497	1,480	1,446	1,473	1,472
White	717	698	669	623	566	2,621	2,640	2,604	2,466	2,269	3,338	3,338	3,273	3,089	2,835
Unknown	26	32	32	29	41	52	55	63	56	67	78	87	95	85	108
Total	1,195	1,155	1,094	1,043	976	4,653	4,658	4,580	4,421	4,204	5,848	5,813	5,674	5,464	5,180
Age Group															
19 & Unde	9	15	14	18	15	78	73	89	98	106	87	88	103	116	121
20-24	193	194	193	176	149	763	808	775	795	783	956	1,002	968	971	932
25-29	245	205	179	175	156	889	861	859	713	679	1,134	1,066	1,038	888	835
30-34	174	169	168	161	166	594	597	590	577	547	768	766	758	738	713
35-39	170	173	146	152	141	552	563	548	575	540	722	736	694	727	681
40-44	129	129	149	130	131	528	560	545	569	543	657	689	694	699	674
45-49	130	131	123	117	115	479	455	468	494	483	609	586	591	611	598
50-54	89	91	75	65	55	365	348	342	289	252	454	439	417	354	307
55-59	38	30	26	25	29	221	211	209	163	138	259	241	235	188	167
60-64	13	10	16	16	14	106	99	81	77	79	119	109	97	93	93
65 & over	5	8	5	8	5	78	83	74	71	54	83	91	79	79	59
Total	1,195	1,155	1,094	1,043	976	4,653	4,658	4,580	4,421	4,204	5,848	5,813	5,674	5,464	5,180
<i>Mean Age</i>	<i>35.90</i>					<i>37.02</i>					<i>36.79</i>				
<i>Median Ag</i>	<i>34.30</i>					<i>35.02</i>					<i>34.83</i>				

