

# Alaska Department of Corrections

*Division of Administrative Services*



## *2002 Offender Profile*

[www.correct.state.ak.us/corrections/admin](http://www.correct.state.ak.us/corrections/admin)

## *Mission Statement*

To Protect the Public by Incarcerating and Supervising Offenders.

To accomplish its mission the department will:

- Hold offenders accountable
- Respect the rights of victims of crime
- Provide offenders with opportunities for reform in an environment that is safe, fair, and secure
- Provide training to staff so they may serve as positive role models to offenders, while ensuring officer safety

## *Commissioner's Letter*



I am pleased to announce the publication of the *2002 Offender Profile*. This is the fourth profile made available on the Internet by the Alaska Department of Corrections.

This report summarizes information obtained from the Offender Tracking Information System (OTIS) about inmates under the jurisdiction of the State of Alaska. Most of the information presented here is obtained from a single day, year-end snapshot. Information about newly incarcerated offenders who were not yet entered into OTIS was not included in this report.

Since OTIS is a dynamic system with offender data being updated at any time from numerous locations, the information presented here may not exactly match that published elsewhere. This report is meant to give a general summary of the offender population not a precise depiction of inmates under the jurisdiction of the State of Alaska.

Marc Antrim  
Commissioner

# Table of Contents

## List of tables:

Trends	6
Total Offender Population Based on Monthly Averages	7
Total Admissions - Jan 2000 to Dec 2002	7
Institutions	9
Number of Offenders in Institutions	10
Demographic Information for Offenders in Institutions	11
Crime Classifications of Offenders in Institutions	13
Crime Classifications by Class/Sex/Ethnicity	18
Community Residential Centers (CRC's)	22
Number of Offenders in CRC's	23
Demographic Information for Offenders in CRC's	24
Crime Classifications of Offenders in CRC's	26
Focus 2002	30
Alaska Natives	31
Distribution of Alaska Natives	32
Demographic Information for Alaska Native Offenders	33
Offense Classifications of Alaska Native Offenders	34
Juveniles	38
Distribution of Juvenile Offenders	39
Demographic Information for Juvenile Offenders	40
Offense Classifications of Juvenile Offenders	41
Seniors	43
Distribution of Senior Offenders	44
Demographic Information for Senior Offenders	45
Offense Classifications of Senior Offenders	46
Sex Offenders	48
Distribution of Sex Offenders	49
Demographic Information for Sex Offenders	50
Offense Classifications of Sex Offenders	51
Substance Abusers	52
Distribution of Substance Abuse Offenders	53
Demographic Information for Substance Abuse Offenders	54
Offense Classifications of Substance Abuse Offenders	55
Probation and Parole	56
Supervising Authority for Probationers/Parolees	57
Demographic Information for Probationers/Parolees	58

**List of Charts**

Trends	
State and Offender Population Comparison .....	7
Female Admissions by Year .....	8
Male Admissions by Year .....	8
Total Admissions by Year .....	8
Institutions	
Institutional Offenders by Sex .....	10
Institutional Offenders by Ethnicity .....	11
Institutional Offenders by Age Group .....	12
Institutional Offenders by Offense Level .....	12
Institutional Offenders by Offense Class .....	17
Offense Class Comparison by Demographic Group .....	17
CRC's	
CRC Offenders by Sex .....	23
CRC Offenders by Ethnicity .....	24
CRC Offenders by Age Group .....	25
CRC Offenders by Offense Level .....	25
CRC Offenders by Offense Class .....	26
Offense Class Comparison CRC's vs Institutions .....	28
Female CRC Offenders by Offense Class .....	29
Male CRC Offenders by Offense Class .....	29
Focus 2002	
Alaska Natives	
Alaska Native Offenders by Age .....	33
Alaska Native Offenders by Offense Class .....	34
Juveniles	
Juvenile Offenders by Ethnicity .....	40
Juvenile Offenders by Offense Class .....	42
Seniors	
Senior Offenders by Ethnicity .....	45
Senior Offenders by Offense Class .....	46
Sex Offenders	
Sex Offenders by Age .....	50
Sex Offenders by Ethnicity .....	51
Substance Abusers	
Substance Abusers by Race .....	54
Probation and Parole	
Probationers & Parolees by Sex .....	57
Probationers & Parolees by Ethnicity .....	58

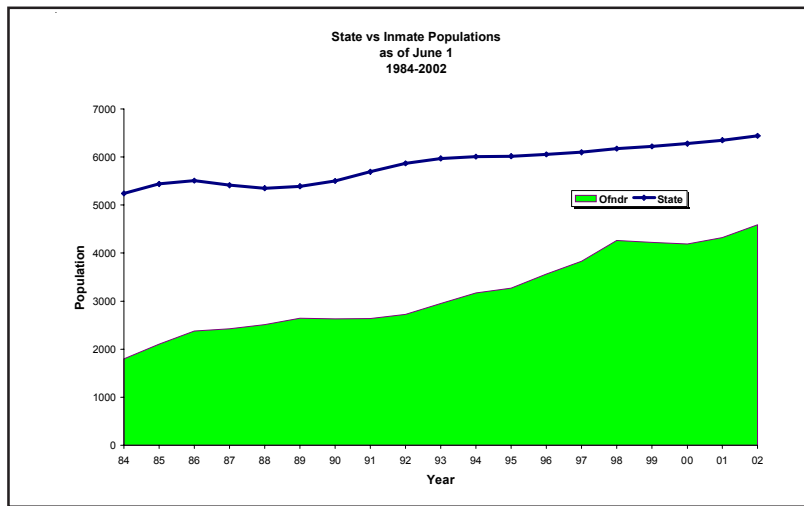
# Trends

**Notes:**

Count and admissions data include information about all offenders under the jurisdiction of the state of Alaska who are entered into the OTIS database.

Count information consists of monthly averages of daily counts; incarcerated offenders not entered into the OTIS database when a count was tallied were not included.

Admissions data includes all admits (except transfers) for all offenders.



**Total Offender Population Based on Monthly Averages - January 2000 to December 2002\***  
**Includes all Offenders in all Facilities (CCs and CRC's)**

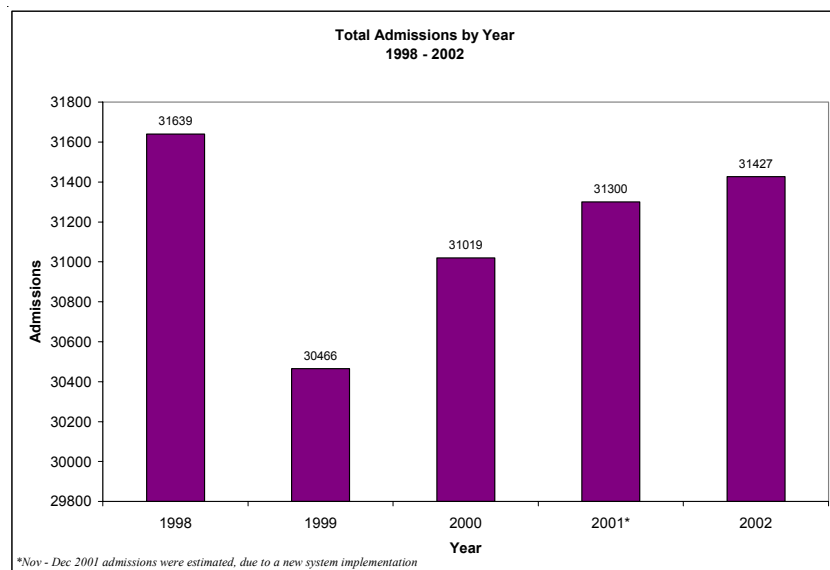
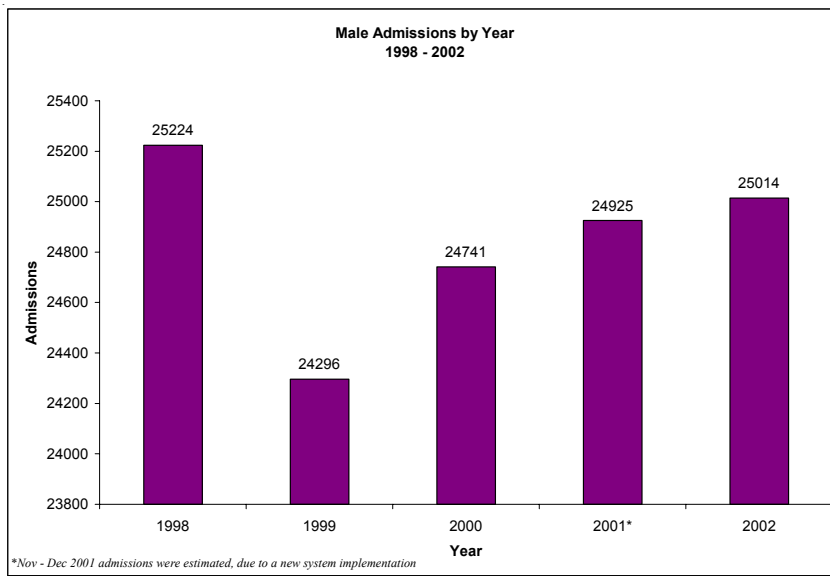
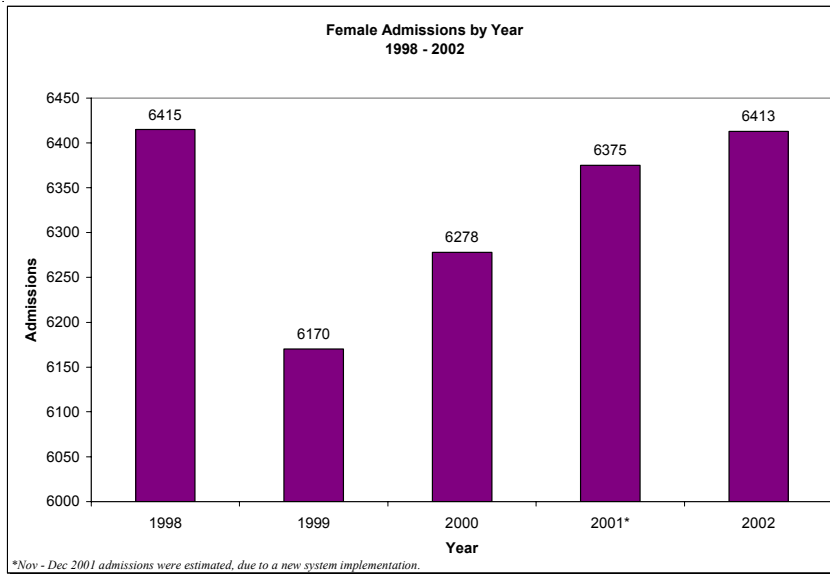
Month	2000			2001			2002		
	Female	Male	Total	Female	Male	Total	Female	Male	Total
January	337	3881	4218	330	4048	4378	N/A	N/A	4577
February	322	3955	4277	332	4015	4347	N/A	N/A	4589
March	332	4015	4348	331	4026	4357	N/A	N/A	4613
April	329	3999	4328	327	4071	4398	N/A	N/A	4653
May	317	3945	4263	330	4018	4348	N/A	N/A	4589
June	318	3868	4185	330	3989	4319	N/A	N/A	4588
July	319	3856	4175	340	4052	4392	N/A	N/A	4540
August	328	3906	4234	358	4057	4415	N/A	N/A	4541
September	349	3956	4305	356	4230	4586	N/A	N/A	4589
October	337	3999	4336	347	4245	4592	N/A	N/A	4593
November	331	4050	4382	330	4234	4564	N/A	N/A	4653
December	311	3995	4306	342	4137	4479	N/A	N/A	4666
<b>Daily Average</b>	<b>327</b>	<b>3952</b>	<b>4279</b>	<b>338</b>	<b>4094</b>	<b>4432</b>	N/A	N/A	<b>4599</b>

**Total Admissions - January 2000 to December 2002\***  
**Includes all Offenders in all Facilities (CCs and CRC's)**

Month	2000			2001**			2002		
	Female	Male	Total	Female	Male	Total	Female	Male	Total
January	491	2041	2532	558	2106	2664	583	2171	2754
February	464	1951	2415	460	1683	2143	483	1903	2386
March	49	2111	2660	497	2020	2517	501	2142	2643
April	514	2069	2583	558	1954	2512	495	2141	2636
May	485	2065	2550	560	2046	2606	538	2189	2727
June	515	1963	2478	599	2049	2648	544	2129	2673
July	567	2178	2745	638	2178	2816	559	2067	2626
August	559	2144	2703	586	2157	2743	606	2177	2783
September	568	2071	2639	607	2189	2796	512	2026	2538
October	561	2162	2723	579	2269	2848	541	2092	2633
November	481	2010	2491	N/A	N/A	N/A	529	2025	2554
December	524	1976	2500	N/A	N/A	N/A	522	1952	2474
<b>Total</b>	<b>6278</b>	<b>24741</b>	<b>31019</b>	<b>5642</b>	<b>20651</b>	<b>26293</b>	<b>6413</b>	<b>25014</b>	<b>31427</b>

\*Monthly averages by gender are unavailable for calendar year 2002

\*\*Due to new system implementation, Nov - Dec 2001 admissions are unavailable





## Institutions

<b>Institution</b>	<b>Address</b>	<b>City</b>	<b>Zip</b>	<b>Superintendent</b>	<b>Phone</b>
Anchorage Jail	1400 E. 4th Avenue	Anchorage	99501	Joseph Schmidt	269-4200
Anvil Mt. Correctional Ctr.	PO Box 730	Nome	99762	Kevin Brew	443-2241
Cook Inlet Pretrial Facility	1300 E 4th Avenue	Anchorage	99501	Joseph Schmidt	269-0900
Fairbanks Correctional Ctr.	1931 Eagan Street	Fairbanks	99701	Vacant	458-6700
Hiland Mt. Correctional Ctr.	9101 Glenn Hwy	Eagle River	99577	Dean Marshall	694-9511
Ketchikan Correctional Ctr.	1201 Schoenbar	Ketchikan	99901	Alan Bailey	225-2828
Lemon Ck. Correctional Ctr.	2000 Lemon Ck. Road	Juneau	99801	Dan Carothers	465-6200
Matsu Pretrial Facility	339 E Dogwood	Palmer	99645	Ole Larson	745-0943
Palmer Correctional Ctr.	PO Box 919	Palmer	99645	Zee Hyden	745-5054
Pt. MacKenzie Rehab Project	PO Box 873889	Wasilla	99687	Pat Beegle	376-2976
Spring Ck. Correctional Ctr.	PO Box 2109	Seward	99664	Craig Turnbull	224-8200
Wildwood Correctional Ctr.	10 Chugach Avenue	Kenai	99611	Garland Armstrong	260-7200
Wildwood Pretrial Facility	5 Chugach Avenue	Kenai	99611	Garland Armstrong	260-7265
Yukon-Kuskowim Corr. Ctr.	Pouch 400	Bethel	99559	Rose Domnick	543-5245
Central Arizona Detention Ctr.	c/o 4500 Diplomacy Dr.	Anchorage	99508	Deputy Commissioner	269-7397

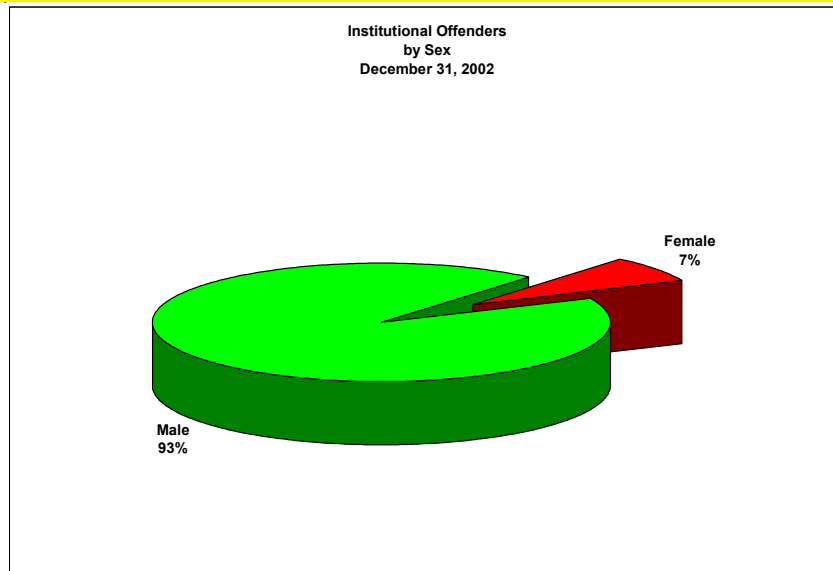
### Notes:

Includes information about all offenders incarcerated in in-state and out-of-state institutions who are entered into the OTIS database.

Consists of a snapshot of offenders incarcerated and entered into the OTIS database on or before December 31, 2002; incarcerated offenders not entered into the OTIS database were not included.

Information about offenses is the most serious charge only.

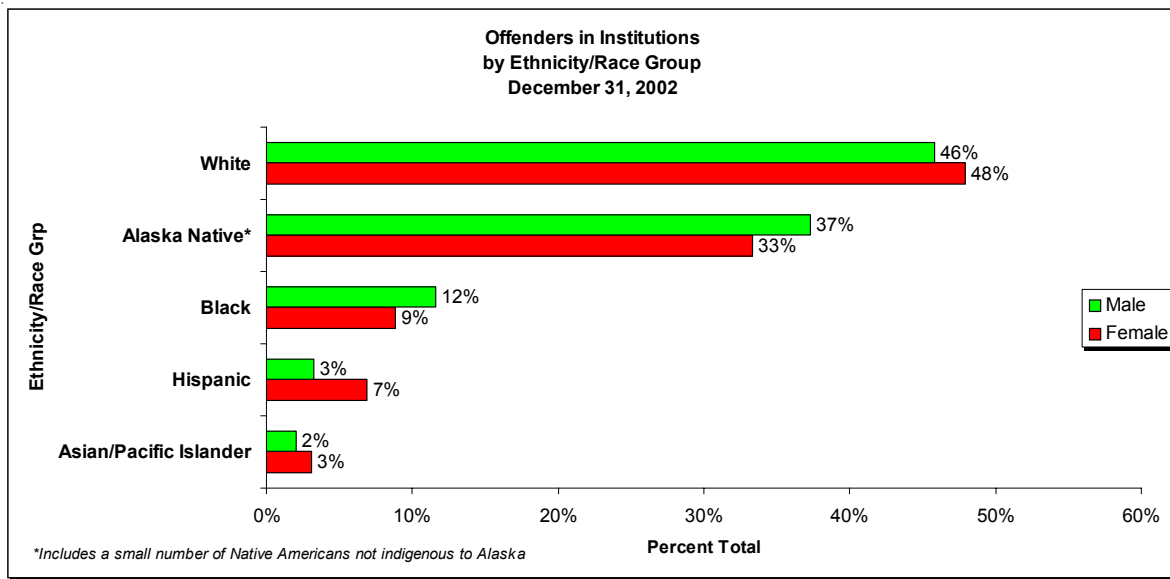
Offense classes are semi-arbitrary.



**Number of Offenders in Institutions  
December 31, 1998 - 2002**

Institutions	Females					Males					All Inmates				
	02	01	00	99	98	02	01	00	99	98	02	01	00	99	98
<b>In-State</b>															
Anchorage Jail*	17	NA	NA	NA	NA	347	NA	NA	NA	NA	364	NA	NA	NA	NA
Anvil Mt. CC	9	4	2	3	2	90	100	75	77	78	99	104	77	80	80
Cook Inlet Pretrial Fac.	0	0	0	0	0	386	409	398	384	397	386	409	398	384	397
Fairbanks CC	13	22	18	17	10	188	220	177	166	190	201	242	195	183	200
Hiland Mt. CC	196	217	183	180	177	75	77	77	78	63	271	294	260	258	240
Ketchikan CC	1	4	1	1	3	54	52	46	36	45	55	56	47	37	48
Lemon Creek CC	7	10	7	5	3	144	149	140	153	145	151	159	147	158	148
Mat-Su Pretrial Fac.	5	2	3	1	3	73	72	77	70	74	78	74	80	71	77
Palmer Medium CC	0	0	0	0	0	176	224	212	159	155	176	224	212	159	155
Palmer Minimum CC	0	0	0	0	0	204	170	174	176	176	204	170	174	176	176
Point Mackenzie	0	0	0	0	0	85	103	104	94	98	85	103	104	94	98
Sixth Avenue CC *	NA	7	10	6	4	N/A	103	91	72	97	N/A	110	101	78	101
Spring Creek CC	0	0	0	0	0	475	547	515	468	473	475	547	515	468	473
Wildwood CC	0	0	0	0	0	231	244	255	224	229	231	244	255	224	229
Wildwood Pretrial Fac.	9	9	6	11	6	87	92	105	78	94	96	101	111	89	100
Yukon-Kuskokwim CC	2	7	2	1	3	99	89	79	69	76	101	96	81	70	79
<i>Total</i>	<i>259</i>	<i>282</i>	<i>232</i>	<i>225</i>	<i>211</i>	<i>2714</i>	<i>2651</i>	<i>2525</i>	<i>2304</i>	<i>2390</i>	<i>2973</i>	<i>2933</i>	<i>2757</i>	<i>2529</i>	<i>2601</i>
<b>Out-of-State</b>															
Arizona Detention Ctr.	0	0	0	0	0	625	778	793	865	852	625	778	793	865	852
Colorado St Pris.	0	0	0	0	0	2	1	0	0	0	2	1	0	0	0
Federal Bur. of Prisons	3	3	7	7	7	22	22	24	24	22	25	25	31	31	29
Minnesota St Pris.	0	1	1	1	1	0	0	0	0	0	0	1	1	1	1
Montana St Pris.	0	0	0	0	0	0	0	1	1	1	0	0	1	1	1
New Mexico	0	0	0	0	0	0	0	0	1	0	0	0	0	1	0
North Dakota St Pris.	0	0	0	0	0	0	0	0	0	4	0	0	0	0	4
<i>Total</i>	<i>3</i>	<i>4</i>	<i>8</i>	<i>8</i>	<i>8</i>	<i>649</i>	<i>801</i>	<i>818</i>	<i>891</i>	<i>879</i>	<i>652</i>	<i>805</i>	<i>826</i>	<i>899</i>	<i>887</i>
<b>Grand Total</b>	<b>262</b>	<b>286</b>	<b>240</b>	<b>233</b>	<b>219</b>	<b>3363</b>	<b>3452</b>	<b>3343</b>	<b>3195</b>	<b>3269</b>	<b>3625</b>	<b>3738</b>	<b>3583</b>	<b>3428</b>	<b>3488</b>

10 \*Anchorage Jail opened in April 2002, Sixth Avenue Jail closed at the same time.



**Demographic Information for Offenders in Institutions  
1998-2002**

Ethnicity	Females					Males					All				
	02	01	00	99	98	02	01	00	99	98	02	01	00	99	98
Asian/Pacific Islander	8	6	6	3	3	69	78	77	62	62	77	84	83	65	65
Black	23	40	23	32	38	389	392	427	410	441	412	432	450	442	479
Hispanic	18	7	9	8	8	108	97	88	98	116	126	104	97	106	124
Alaska Native*	87	92	76	66	64	1251	1268	1236	1178	1168	1338	1360	1312	1244	1232
White	125	141	126	124	106	1535	1528	1511	1445	1482	1660	1669	1637	1569	1588
Unknown	1	0	0	0	0	11	89	4	2	0	12	89	4	2	0
<b>Total</b>	<b>262</b>	<b>286</b>	<b>240</b>	<b>233</b>	<b>219</b>	<b>3363</b>	<b>3452</b>	<b>3343</b>	<b>3195</b>	<b>3269</b>	<b>3625</b>	<b>3812</b>	<b>3583</b>	<b>3428</b>	<b>3488</b>

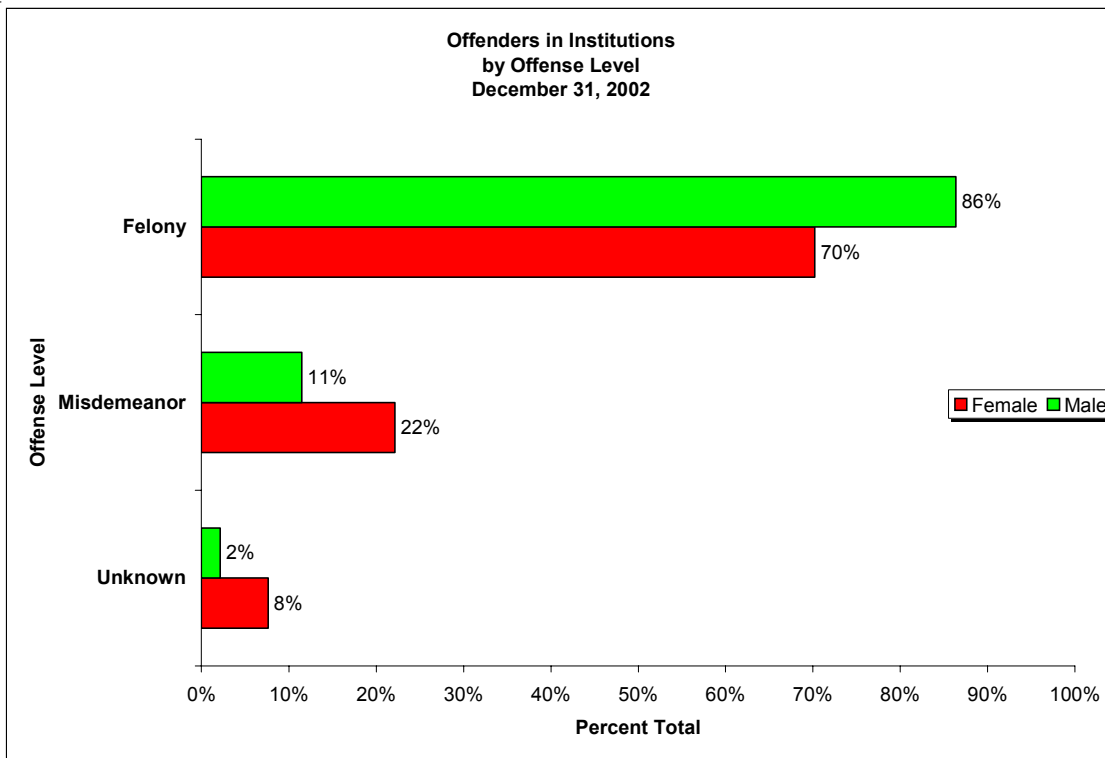
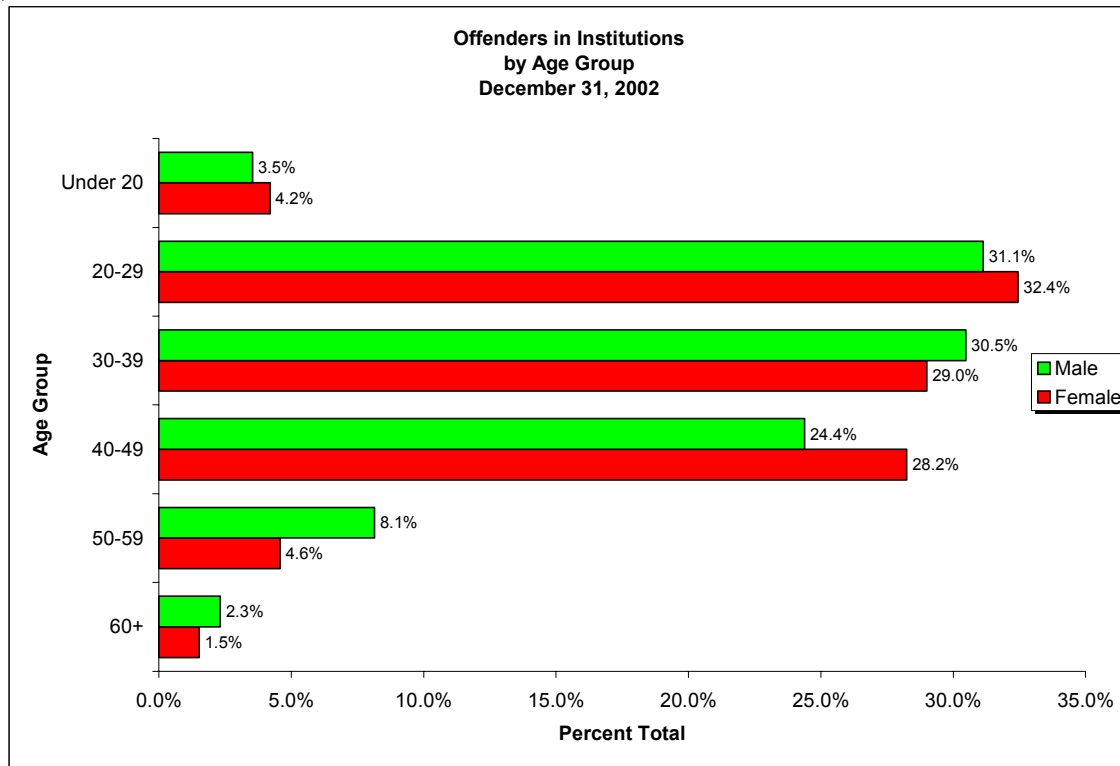
**Age Group (Years)**

19 and Under	11	11	5	3	2	119	127	76	93	102	130	138	81	96	104
20-24	45	36	35	40	36	580	577	524	447	474	625	613	559	487	510
25-29	40	43	36	29	32	467	503	502	503	503	507	546	538	532	535
30-34	34	51	37	39	41	474	505	521	537	573	508	556	558	576	614
35-39	42	65	53	49	47	551	596	579	578	593	593	661	632	627	640
40-44	53	39	38	38	31	500	498	509	439	449	553	537	547	477	480
45-49	21	18	19	16	14	320	321	313	297	286	341	339	332	313	300
50-54	9	14	10	10	8	175	173	162	149	143	184	187	172	159	151
55-59	3	5	3	5	4	99	74	82	84	77	102	79	85	89	81
60-64	4	3	4	4	3	43	46	41	34	33	47	49	45	38	36
65 and over	0	1	0	0	1	35	32	34	34	36	35	33	34	34	37
<b>Total</b>	<b>262</b>	<b>286</b>	<b>240</b>	<b>233</b>	<b>219</b>	<b>3363</b>	<b>3452</b>	<b>3343</b>	<b>3195</b>	<b>3269</b>	<b>3625</b>	<b>3812</b>	<b>3583</b>	<b>3428</b>	<b>3488</b>

**Offense Level**

Felony	184	180	171	182	165	2905	2607	2694	2648	2631	3089	2786	2865	2830	2796
Misdemeanor	58	100	67	51	54	386	737	644	544	628	444	838	711	595	682
Violation	3	6	2	0	0	9	23	4	2	6	12	29	6	2	6
Unknown	17	0	0	0	0	63	85	1	1	4	80	85	1	1	4
<b>Total</b>	<b>262</b>	<b>286</b>	<b>240</b>	<b>233</b>	<b>219</b>	<b>3363</b>	<b>3452</b>	<b>3343</b>	<b>3195</b>	<b>3269</b>	<b>3625</b>	<b>3738</b>	<b>3583</b>	<b>3428</b>	<b>3488</b>

\*includes a small number of Native Americans who are not indigenous to Alaska



**Crime Classifications of Offenders in Institutions  
December 31, 2002**

<b>Alcohol</b>	<b>Female</b>	<b>Male</b>	<b>Total</b>
Driving While Intoxicated	10	70	80
Drunk Person on Lic Premises	0	9	9
Felony DWI - 2+ Priors w/in 5 Yrs	18	126	144
Felony Refusal of Chem Test- 2+ Priors	0	5	5
Furnish Alcohol to Minor - Felony	0	2	2
Furnish Alcohol to a Minor	2	4	6
License or Permit Required	0	5	5
Manuf/Sell Alcohol w/o lic - in Dry Area	1	8	9
Minor Consuming/Possessing Alcohol	0	2	2
Refuse to Submit to Chem Test	1	2	3
Trans Alcohol by Carrier to Dry Area	1	5	6
<b>Total</b>	<b>33</b>	<b>238</b>	<b>271</b>
<b>Drugs</b>			
Attempted Drugs 2	0	2	2
Attempted Drugs 3	0	3	3
Attempted Drugs 4	0	1	1
Dangerous Drugs - Other	0	1	1
Misconduct - Controlled Substance 1	0	5	5
Misconduct -Controlled Substance 2	8	25	33
Misconduct - Controlled Substance 3	9	58	67
Misconduct - Controlled Substance 4	19	88	107
Misconduct - Controlled Substance 5	0	1	1
Misconduct - Controlled Substance 6	1	0	1
<b>Total</b>	<b>37</b>	<b>179</b>	<b>216</b>
<b>Person</b>			
Assault 1	4	78	82
Assault 2	1	78	79
Assault 3	19	239	258
Assault 4	16	125	141
Attempted Assault 1	0	1	1
Attempted Assault 2	0	1	1
Attempted Kidnapping	0	2	2
Attempted Murder 1	5	28	33
Attempted Robbery 2	0	1	1
Child Abuse	0	2	2
Custodial Interference 1	1	1	2
Coercion	0	8	8
Conspiracy Murder 1	0	1	1
Criminally Negligent Homicide	0	11	11
DV Assault	1	11	12
Endanger Vulnerable Adult 1	0	1	1
Endanger Welfare Minor 1	0	1	1
Kidnapping	1	55	56
Manslaughter	4	42	46
Murder 1	13	208	221
Murder 2	7	157	164
Reckless Endangerment	0	3	3
Robbery 1	7	137	144
Robbery 2	3	61	64

<b>Person</b> <i>(cont'd)</i>	<b>Female</b>	<b>Male</b>	<b>Total</b>
Solicitation Assault 4	0	1	1
Solicitation Murder 1	0	1	1
Solicitation Robbery 1	0	1	1
Stalking 1	0	9	9
<b>Total</b>	<b>84</b>	<b>1,262</b>	<b>1,346</b>

**Property**

Arson 1	0	6	6
Arson 2	1	8	9
Attempted Burglary 1	0	2	2
Attempted Scheme to Defraud	0	1	1
Attempted Theft 1	0	1	1
Attempted Theft 2	0	1	1
Burglary 1	4	38	42
Burglary 2	0	58	58
Conceal Merch - Value \$500+	0	1	1
Conceal Merch - Value < \$500	1	15	16
Criminal Mischief 2	2	21	23
Criminal Mischief 3	1	1	2
Criminal Trespass 1	0	5	5
Criminal Trespass 2	3	9	12
Criminally Negligent Burning	0	1	1
Forgery 1	0	1	1
Forgery 2	8	16	24
Fraud Use Credit Card - Value \$500+	0	1	1
Issuing Bad Check - Value \$500-\$24,999	0	2	2
Issuing Bad Check - Value <\$50	0	1	1
Theft 1	0	2	2
Theft 2	18	167	185
Theft 3	1	11	12
Theft 4- Value <\$50	0	1	1
Theft by Deception	0	1	1
Theft by Receiving	0	3	3
Theft of Services	0	1	1
Unauthorized Entry	0	2	2
Vehicle Tampering	0	1	1
Vehicle Theft 1	4	86	90
<b>Total</b>	<b>47</b>	<b>460</b>	<b>507</b>

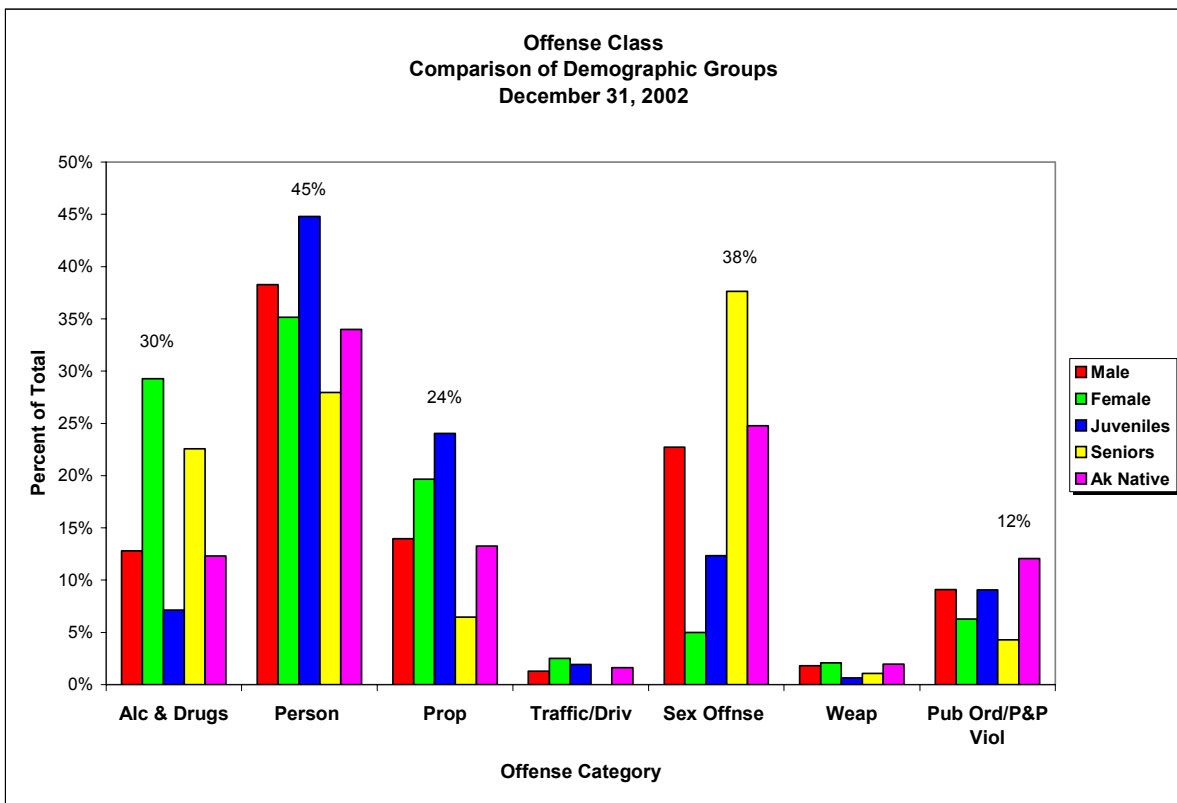
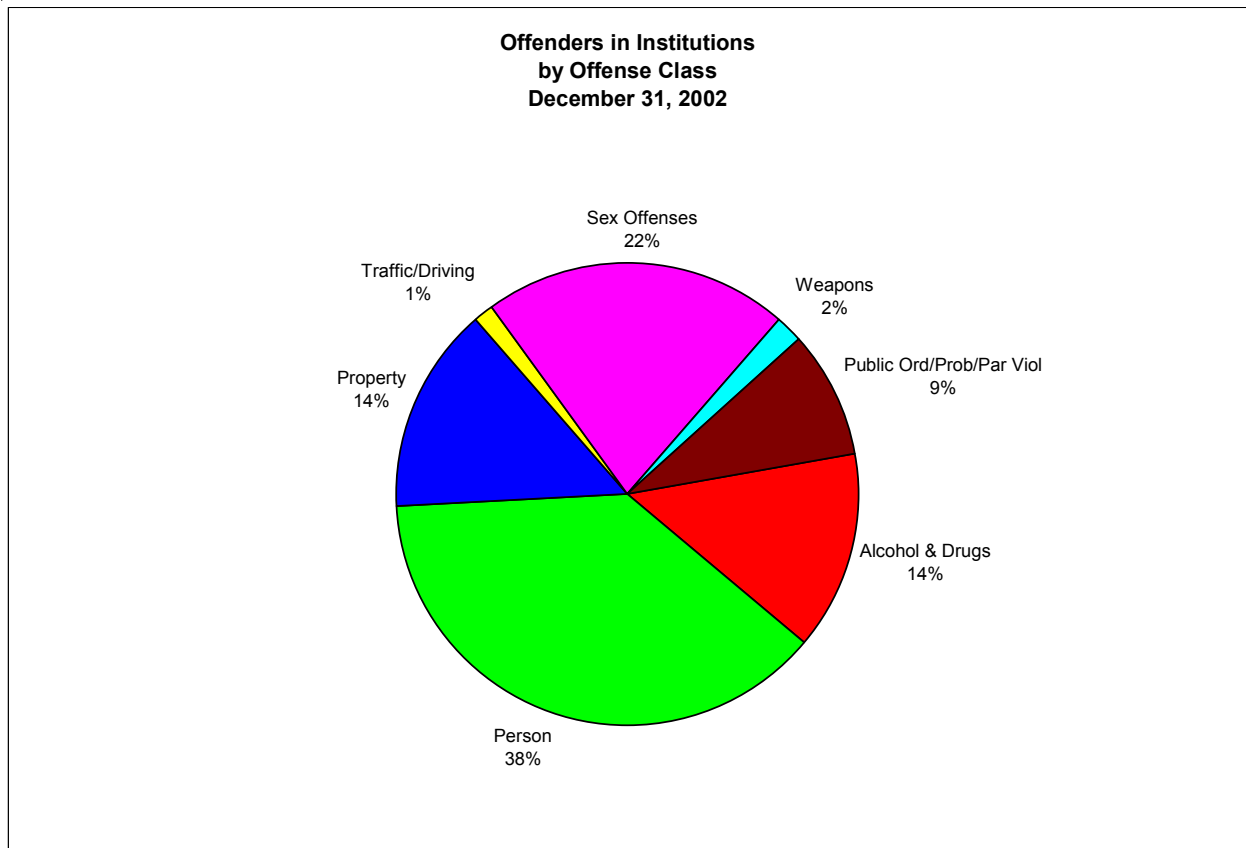
**Public Order/Administration**

Contempt of Court	1	7	8
Escape 2	0	5	5
Failure to Appear	1	8	9
Failure to Comply	1	3	4
Failure to Reg as Sex Offender 1	0	4	4
False Information	2	5	7
Fugitive from Justice	3	7	10
Interfere w/ Report of DV Crime	0	1	1
Interference w/ Official Proceedings	1	3	4
Leaving Scene of Accident	1	4	5
Perjury	0	2	2
Promote Contraband 1	0	3	3
Resist/Interfere Arrest	0	4	4
14 Tamper Phys Evid	1	8	9

<b>Public Order/Administration</b>	<b>Female</b>	<b>Male</b>	<b>Total</b>
Tamper Witness 1	0	3	3
Terroristic Threat	0	1	1
Unlawful Evasion	0	1	1
Violate Conditions of Release	0	10	10
Violate DV Restraining Order	1	8	9
<b>Total</b>	<b>12</b>	<b>87</b>	<b>99</b>
<b>Parole/Probation Violations</b>			
Parole Violation	0	77	77
Probation Violation	3	136	139
<b>Total</b>	<b>3</b>	<b>213</b>	<b>216</b>
<b>Non-Registerable Sex Offenses</b>			
Family Violence	1	6	7
Indecent Exposure 2-Victim 16+	0	2	2
Indecent Exposure 2-Victim <16	0	1	1
Practicing Prostitution	1	0	1
Promoting Prostitution	0	1	1
Sex Abuse Minor 4-Vic 13, Ofndr <16	0	2	2
<b>Total</b>	<b>3</b>	<b>11</b>	<b>14</b>
<b>Registerable Sex Offenses</b>			
Attempted Sex Abuse Minor 1	0	22	22
Attempted Sex Abuse Minor 2	0	14	14
Attempted Sex Abuse Minor 3	0	3	3
Attempted Sex Assault 1	0	16	16
Attempted Sex Assault 2	0	12	12
Attempted Sex Assault 3	0	2	2
Conspiracy Sex Abuse 1	1	0	1
Incest	0	3	3
Indecent Exposure 1	0	2	2
Indecent View/Photo w/o Consent of Minor	0	1	1
Possess Child Pornography	0	1	1
Sex Abuse Minor 1	1	150	151
Sex Abuse Minor 2	1	171	172
Sex Abuse Minor 3	1	28	29
Sex Assault 1	1	168	169
Sex Assault 2	3	104	107
Sex Assault 3	1	39	40
Solicitation Sex Abuse 1	2	2	
<b>Total</b>	<b>9</b>	<b>716</b>	<b>725</b>
<b>Traffic/Driving</b>			
Driving w/ Lic Rev/Sus	5	21	26
Eluding	0	1	1
Fail to Stop at Direction of Officer 1	1	20	21
Reckless Driving	0	1	1
<b>Total</b>	<b>6</b>	<b>43</b>	<b>49</b>

<b>Weapons</b>	<b>Female</b>	<b>Male</b>	<b>Total</b>
Disorderly Conduct	2	5	7
Harassment	0	1	1
Misconduct - Weapons 1	0	8	8
Misconduct - Weapons 2	0	13	13
Misconduct - Weapons 3	1	32	33
Misconduct - Weapons 4	2	1	3
<b>Total</b>	<b>5</b>	<b>60</b>	<b>65</b>
<b>Total All</b>	<b>239</b>	<b>3,269</b>	<b>3,508</b>
<i>Unavailable or No charges entered</i>	<i>23</i>	<i>94</i>	<i>117</i>





**Crime Classifications by Class/Sex/Ethnicity  
for Offenders in Institutions  
December 31, 2002**

<b>Class/Sex</b>	<b>Ethnicity</b>	<b>Count</b>	<b>Percent</b>
<b>Alcohol</b>			
Females	Asian	1	0.4%
	Black	2	0.7%
	White	16	5.9%
	Hispanic	1	0.4%
	Alaska Native	13	4.8%
Males	Asian	1	0.4%
	Black	8	3.0%
	White	125	46.1%
	Hispanic	3	1.1%
	Alaska Native	101	37.3%
	<b>Total</b>	<b>271</b>	<b>100.0%</b>
<b>Drugs</b>			
Females	Asian	1	0.5%
	Black	3	1.4%
	White	22	10.2%
	Hispanic	2	0.9%
	Alaska Native	9	4.2%
Males	Asian	7	3.2%
	Black	48	22.2%
	White	92	42.6%
	Hispanic	13	6.0%
	Alaska Native	19	8.8%
	<b>Total</b>	<b>216</b>	<b>100.0%</b>
<b>Person</b>			
Females	Asian	4	0.3%
	Black	11	0.8%
	White	35	2.6%
	Hispanic	3	0.2%
	Alaska Native	31	2.3%
Males	Asian	42	3.1%
	Black	171	12.7%
	White	596	44.3%
	Hispanic	35	2.6%
	Alaska Native	418	31.1%
	<b>Total</b>	<b>1346</b>	<b>100.0%</b>

<b>Class/Sex</b>	<b>Ethnicity</b>	<b>Count</b>	<b>Percent</b>
<b>Property</b>			
Females	Asian	1	0.2%
	Black	4	0.8%
	White	27	5.3%
	Hispanic	1	0.2%
	Alaska Native	14	2.8%
Males	Asian	4	0.8%
	Black	61	12.0%
	White	226	44.6%
	Hispanic	14	2.8%
	Alaska Native	155	30.6%
	<b>Total</b>	<b>507</b>	<b>100.0%</b>

**Public Order/Administration**

Females	Asian	0	0.0%
	Black	1	1.0%
	White	8	8.1%
	Hispanic	0	0.0%
	Alaska Native	3	3.0%
Males	Asian	2	2.0%
	Black	13	13.1%
	White	42	42.4%
	Hispanic	2	2.0%
	Alaska Native	28	28.3%
	<b>Total</b>	<b>99</b>	<b>100.0%</b>

**Parole/Probation Violations**

Females	Asian	0	0.0%
	Black	0	0.0%
	White	2	0.9%
	Hispanic	0	0.0%
	Alaska Native	1	0.5%
Males	Asian	5	2.3%
	Black	24	11.1%
	White	90	41.7%
	Hispanic	2	0.9%
	Alaska Native	92	42.6%
	<b>Total</b>	<b>216</b>	<b>100.0%</b>

Class/Sex	Ethnicity	Count	Percent
<b>Non-Registerable Sex Offenses</b>			
Females	Asian	0	0.0%
	Black	0	0.0%
	White	1	7.1%
	Hispanic	0	0.0%
	Alaska Native	2	14.3%
Males	Asian	1	7.1%
	Black	1	7.1%
	White	4	28.6%
	Hispanic	1	7.1%
	Alaska Native	4	28.6%
	<b>Total</b>	<b>14</b>	<b>100.0%</b>
<b>Registerable Sex Offenses</b>			
Females	Asian	0	0.0%
	Black	1	0.1%
	White	4	0.6%
	Hispanic	0	0.0%
	Alaska Native	4	0.6%
Males	Asian	4	0.6%
	Black	38	5.2%
	White	274	37.8%
	Hispanic	14	1.9%
	Alaska Native	386	53.2%
	<b>Total</b>	<b>725</b>	<b>100.0%</b>
<b>Traffic/Driving</b>			
Females	Asian	0	0.0%
	Black	0	0.0%
	White	2	4.1%
	Hispanic	0	0.0%
	Alaska Native	4	8.2%
Males	Asian	1	2.0%
	Black	3	6.1%
	White	22	44.9%
	Hispanic	1	2.0%
	Alaska Native	16	32.7%
	<b>Total</b>	<b>49</b>	<b>100.0%</b>

<b>Class/Sex</b>	<b>Ethnicity</b>	<b>Count</b>	<b>Percent</b>
<b>Weapons</b>			
Females	Asian	0	0.0%
	Black	0	0.0%
	White	2	3.1%
	Hispanic	0	0.0%
	Alaska Native	3	4.6%
Males	Asian	1	1.5%
	Black	13	20.0%
	White	28	43.1%
	Hispanic	1	1.5%
	Alaska Native	17	26.2%
	<b>Total</b>	<b>65</b>	<b>100.0%</b>
<b>No Chgs Entered</b>			
Females	Asian	1	1.2%
	Black	1	1.2%
	White	5	6.0%
	Hispanic	11	13.3%
	Alaska Native	0	0.0%
Males	Asian	1	1.2%
	Black	9	10.8%
	White	25	30.1%
	Hispanic	22	26.5%
	Alaska Native	8	9.6%
	<b>Total</b>	<b>83</b>	<b>100.0%</b>
<i>Unknown</i>		<i>34</i>	

## Community Residential Centers (CRC's)

<b>CRC</b>	<b>Address</b>	<b>City</b>	<b>Zip</b>	<b>Phone</b>
Akeela House	2804 Bering St.	Anchorage	99503	561-5245
Alaska North Addiction Recovery Ctr	4330 South Bragaw St.	Anchorage	99508	561-5537
Aullaqisaatqigvik	PO Box 69	Barrow	99723	852-0247
Clitheroe Center	P.O. Box 190567	Anchorage	99519	561-5537
Cordova Center	130 Cordova St.	Anchorage	99501	274-1022
Glacier Manor	5597 Aisek	Juneau	99801	780-3015
Glennwood Center	835 D St.	Anchorage	99501	277-4501
Maniilaq	PO Box 256	Kotzebue	99752	442-7644
Midtown Center	2507 Eide St.	Anchorage	99503	222-6502
Northstar Center	PO Box 80670	Fairbanks	99708	474-4955
Parkview Center	831 B St.	Anchorage	99501	272-1641
Nome (Seaside) Center	PO Box 2129	Nome	99762	443-6390
Tundra Center	PO Box 485	Bethel	99559	543-3411

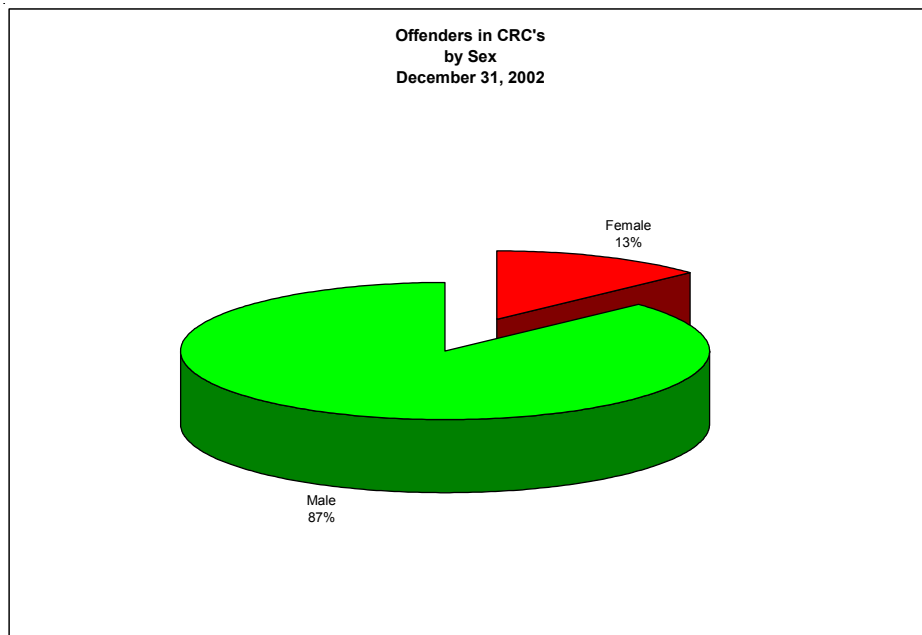
**Notes:**

Includes information about all offenders incarcerated in CRC's and treatment centers as well as those under electronic monitoring and those who are monitored by CRC's offsite who are entered into the OTIS database.

Consists of a snapshot of offenders incarcerated and entered into the OTIS database on or before December 31, 2002; incarcerated offenders who were not entered into the OTIS database were not included.

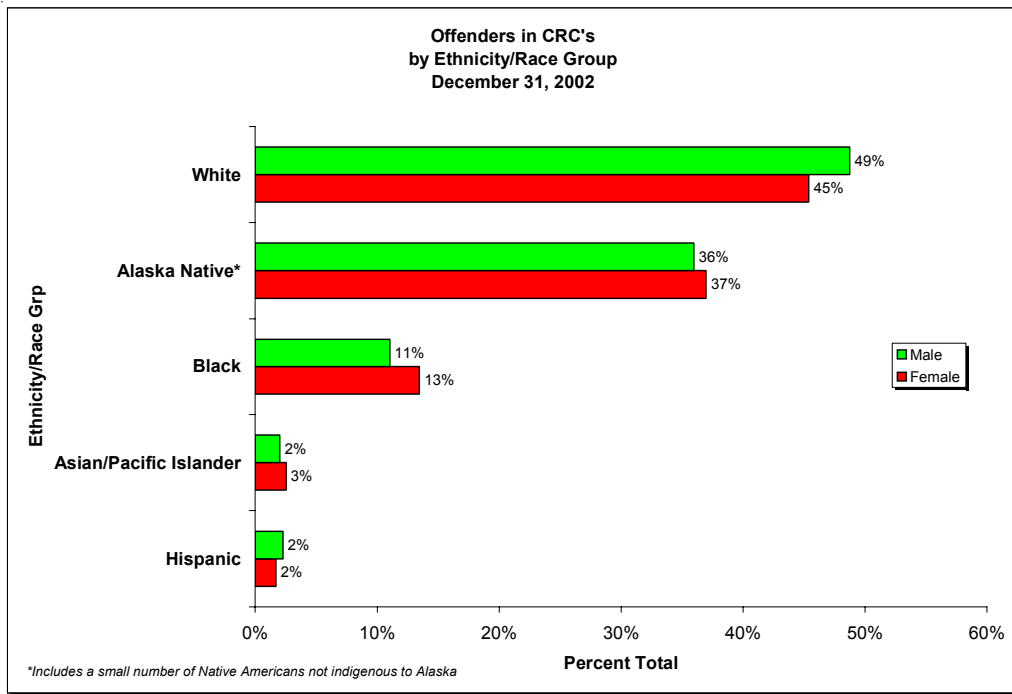
Information about offenses is the most serious charge only.

Offense classes are semi-arbitrary.



**Number of Offenders in Community Residential Centers  
December 31, 1998 - 2002**

CRC's	Females					Males					All Inmates				
	02	01	00	99	98	02	01	00	99	98	02	01	00	99	98
Akeela House	1	10	13	16	18	9	11	4	9	4	10	21	17	25	22
Alaska North Addict. Rec Ctr	0	0	0	0	0	1	0	1	1	0	1	0	1	1	0
Aullaqisaatqigvik	1	1	0	1	0	5	5	5	4	5	6	6	5	5	5
Clitheroe	2	3	0	1	3	6	9	2	2	4	8	12	2	3	7
Cordova Center	29	9	8	6	17	202	121	129	107	129	231	130	137	113	146
Cordova Center Mio Unit	0	0	0	0	0	0	0	0	1	1	0	0	0	1	1
Glacier Manor	8	8	5	7	4	53	63	53	47	54	61	71	58	54	58
Glennwood Center	12	9	8	3	7	44	65	56	55	62	56	74	64	58	69
Hope House	0	0	0	0	0	0	1	1	1	1	0	1	1	1	1
Maniilaq	0	0	1	2	1	0	1	1	2	1	0	1	2	4	2
Midtown Center	0	0	0	0	0	24	30	27	20	30	24	30	27	20	30
Northstar Center	8	8	4	12	12	84	89	69	66	79	92	89	73	78	91
Parkview Center	2	1	0	1	13	99	95	98	86	90	101	95	98	87	103
Reg. Center for Alcohol and Other...	0	0	0	0	0	0	3	0	0	1	0	0	0	0	1
Nome Center	7	6	3	4	0	41	33	35	34	0	48	39	38	38	0
Tundra Center	6	2	2	6	8	67	75	65	65	65	73	77	67	71	73
<i>Total</i>	<i>76</i>	<i>57</i>	<i>44</i>	<i>59</i>	<i>83</i>	<i>635</i>	<i>601</i>	<i>546</i>	<i>500</i>	<i>526</i>	<i>711</i>	<i>658</i>	<i>590</i>	<i>559</i>	<i>609</i>
<b>Special Offsite Programs</b>															
Anchorage Electronic Monitoring	28	4	5	7	0	111	54	39	29	0	139	58	44	36	0
Anchorage CRC Monitoring	9	8	6	6	0	17	31	14	24	0	26	39	20	30	0
Fairbanks Electronic Monitoring	4	2	0	0	0	10	8	5	0	0	14	10	5	0	0
Fairbanks CRC Monitoring	1	1	2	2	0	14	6	11	9	0	15	7	13	11	0
Juneau Electronic Monitoring	0	1	0	0	0	0	0	0	0	0	0	1	0	0	0
Juneau CRC Monitoring	0	4	1	5	0	1	4	1	8	0	1	8	2	13	0
Kodiak Electronic Monitoring	0	0	0	0	0	0	0	1	0	0	0	0	1	0	0
Kenai Electronic Monitoring	0	0	0	0	0	0	0	0	0	0	0	0	0	0	0
Ketchikan Electronic Monitoring	0	0	0	0	0	3	0	0	0	0	3	0	0	0	0
<i>Total</i>	<i>42</i>	<i>20</i>	<i>14</i>	<i>20</i>	<i>0</i>	<i>156</i>	<i>103</i>	<i>71</i>	<i>70</i>	<i>0</i>	<i>195</i>	<i>123</i>	<i>85</i>	<i>90</i>	<i>0</i>
<b>Grand Total</b>	<b>118</b>	<b>77</b>	<b>58</b>	<b>79</b>	<b>83</b>	<b>791</b>	<b>704</b>	<b>617</b>	<b>570</b>	<b>526</b>	<b>909</b>	<b>781</b>	<b>675</b>	<b>649</b>	<b>609</b>



**Demographic Information for Offenders in Community Residential Centers  
1998-2002**

Ethnicity	Females					Males					All				
	02	01	00	99	98	02	01	00	99	98	02	01	00	99	98
Asian/Pacific Islander	3	4	0	0	1	16	9	9	8	6	19	13	9	8	7
Black	16	9	13	13	9	87	68	52	57	68	103	77	65	70	77
Hispanic	2	2	2	0	1	17	10	13	7	7	19	12	15	7	8
Alaska Native*	44	27	23	29	32	285	263	242	245	195	329	290	265	274	227
White	53	35	20	37	40	386	354	301	253	250	439	389	321	290	290
<b>Total</b>	<b>118</b>	<b>77</b>	<b>58</b>	<b>79</b>	<b>83</b>	<b>791</b>	<b>704</b>	<b>617</b>	<b>570</b>	<b>526</b>	<b>909</b>	<b>781</b>	<b>675</b>	<b>649</b>	<b>609</b>

**Age Group (Years)**

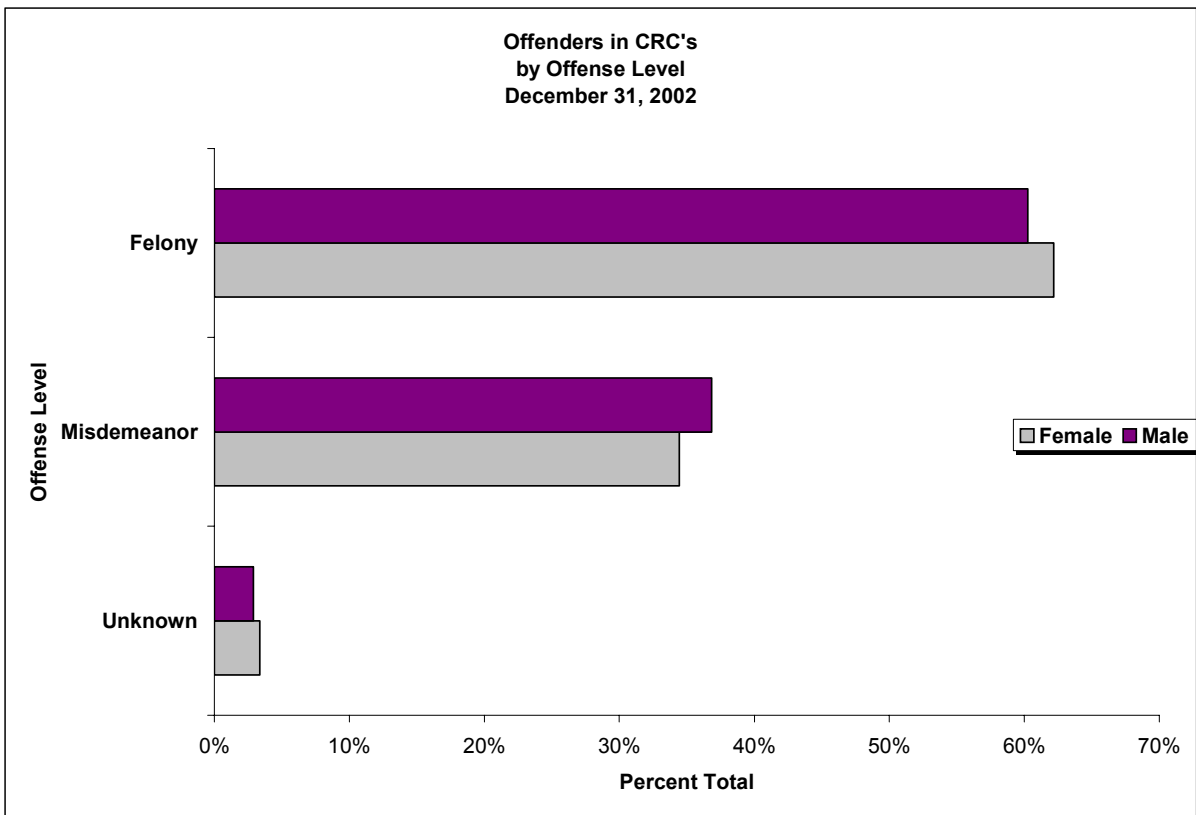
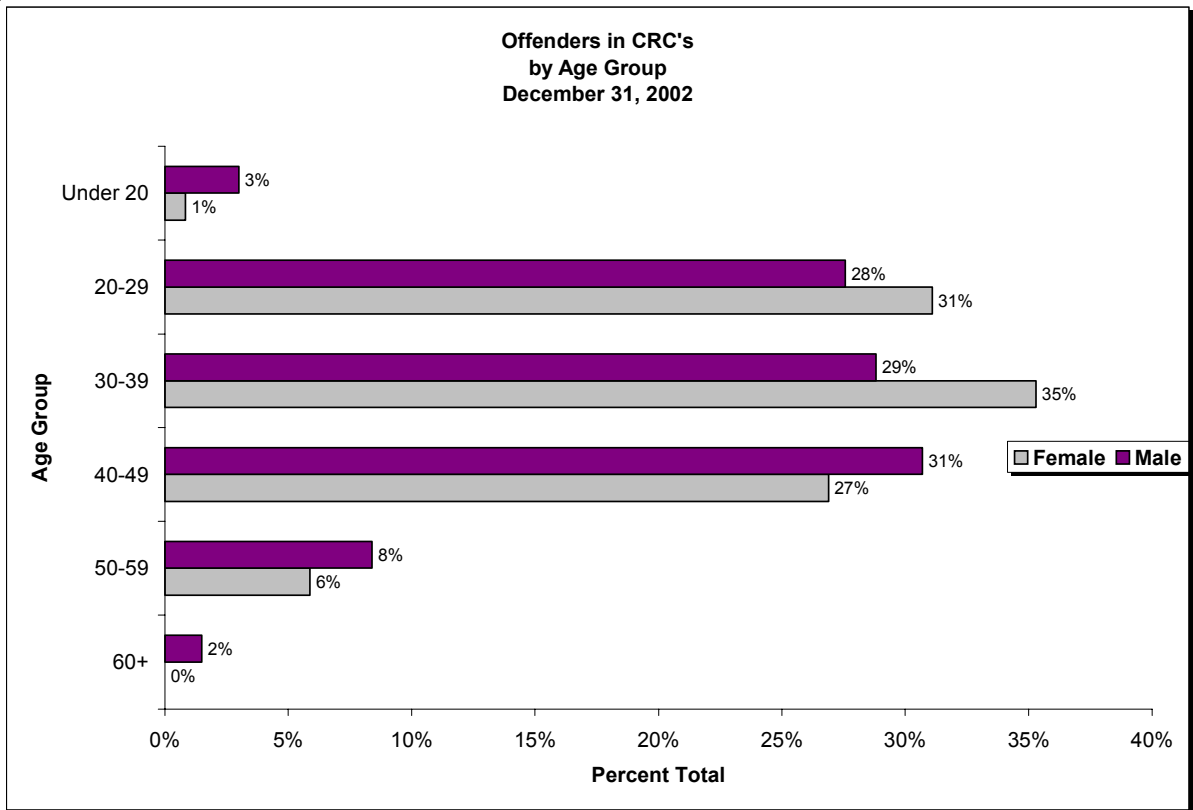
19 and Under	1	1	0	0	0	24	16	8	11	9	25	17	8	11	9
20-24	19	5	8	11	7	105	103	89	81	60	124	108	97	92	67
25-29	18	11	8	14	11	113	94	87	86	77	131	105	95	100	88
30-34	21	9	7	12	19	107	94	100	79	87	128	103	107	91	106
35-39	21	21	11	22	23	121	140	126	134	119	142	161	137	156	142
40-44	22	15	13	6	10	156	126	98	97	88	178	141	111	103	98
45-49	9	6	7	8	6	86	77	63	53	41	95	83	70	61	47
50-54	4	6	3	3	2	44	29	32	12	22	48	35	35	15	24
55-59	3	1	0	1	3	23	14	7	10	12	26	15	7	11	15
60-64	0	1	1	2	1	7	8	6	6	5	7	9	7	8	6
65 and over	0	1	0	0	1	5	3	1	1	6	5	4	1	1	7
<b>Total</b>	<b>118</b>	<b>77</b>	<b>58</b>	<b>79</b>	<b>83</b>	<b>798</b>	<b>704</b>	<b>617</b>	<b>570</b>	<b>526</b>	<b>909</b>	<b>781</b>	<b>675</b>	<b>649</b>	<b>609</b>

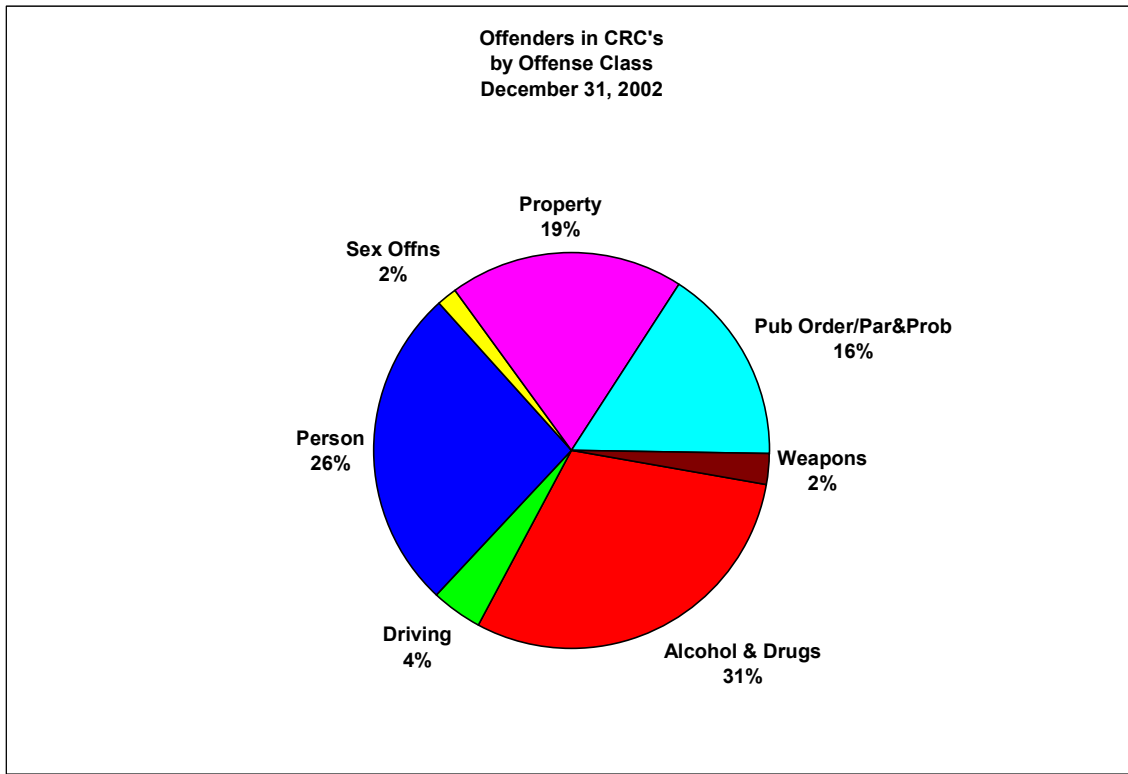
**Offense Level**

Felony	73	41	37	48	50	477	319	291	245	256	550	360	328	293	306
Misdemeanor	41	36	21	31	33	291	374	326	325	270	332	410	347	356	303
Violation	0	0	0	0	0	5	11	0	0	0	5	11	0	0	0
Unknown	4	0	0	0	0	18	0	0	0	0	22	0	0	0	0
<b>Total</b>	<b>118</b>	<b>77</b>	<b>58</b>	<b>79</b>	<b>83</b>	<b>798</b>	<b>704</b>	<b>617</b>	<b>570</b>	<b>526</b>	<b>909</b>	<b>781</b>	<b>675</b>	<b>649</b>	<b>609</b>

\* includes a small number of Native Americans who are not indigenous to Alaska







**Crime Classifications of Offenders in CRC's  
December 31, 2002**

	Female	Male	Total
<b>Alcohol</b>			
Driving While Intoxicated	14	88	102
Drunk Person on Lic Premises	0	1	1
Felony DWI - 2+ Priors w/in 5 Yrs	10	50	60
Felony Refusal of Chem Test- 2+ Priors	0	3	3
Furnish Alcohol to a Minor	1	3	4
License or Permit Required	0	1	1
Manuf/Sell Alcohol w/o lic - in Dry Area	1	3	4
Minor Consuming/Possessing Alcohol	0	1	1
Refuse to Submit to Chem Test	0	3	3
Trans Alcohol by Carrier to Dry Area	0	2	2
<b>Total</b>	<b>26</b>	<b>155</b>	<b>181</b>
<b>Drugs</b>			
Attempted Drugs 2	1	1	2
Conspiracy Drugs 3	0	1	1
Misconduct -Controlled Substance 2	1	5	6
Misconduct - Controlled Substance 3	9	29	38
Misconduct - Controlled Substance 4	13	28	41
Misconduct - Controlled Substance 5	0	1	1
Misconduct - Controlled Substance 6	0	1	1
<b>Total</b>	<b>24</b>	<b>66</b>	<b>90</b>

**Person**

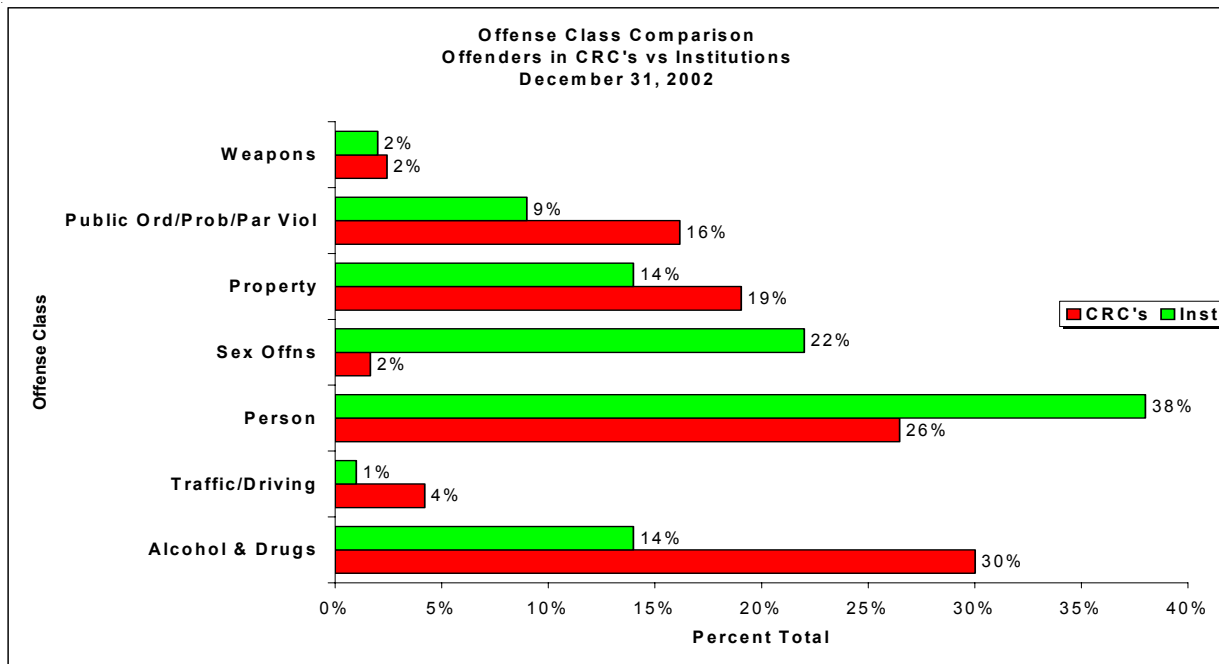
Assault 1	1	9	10
Assault 2	0	15	15
Assault 3	1	45	46
Assault 4	8	82	90
Attempted Assault 2	0	1	1
Attempted Murder 1	0	3	3
Criminally Negligent Homicide	0	1	1
DV Assault	1	20	21
Kidnapping	0	1	1
Manslaughter	2	6	8
Murder 1	0	4	4
Murder 2	0	3	3
Reckless Endangerment	0	2	2
Robbery 1	2	27	29
Robbery 2	0	5	5
<b>Total</b>	<b>15</b>	<b>224</b>	<b>239</b>

**Property**

Arson 1	0	1	1
Attempted Auto Theft 1	0	1	1
Attempted Theft 1	0	1	1
Burglary 1	0	8	8
Burglary 2	0	16	16
Conceal Merch - Value < \$500	1	11	12
Criminal Mischief 2	1	7	8
Criminal Mischief 3	0	3	3
Criminal Trespass 1	0	2	2
Criminal Trespass 2	0	3	3
Forgery 2	5	2	7
Forgery 3	1	0	1
Issuing Bad Check - Value \$500-\$24,999	0	2	2
Theft 1	1	4	5
Theft 2	11	64	75
Theft 3	5	5	10
Theft by Deception	0	1	1
Theft of Lost Property	0	1	1
Vehicle Tampering	0	1	1
Vehicle Theft 1	1	13	14
<b>Total</b>	<b>26</b>	<b>146</b>	<b>172</b>

**Public Order/Administration**

Contempt of Court	0	6	6
Escape 1	0	1	1
Eluding a Police Officer	1	0	1
Failure to Appear	0	5	5
Failure to Comply	0	2	2
Interfere w/ Report of DV Crime	0	1	1
Leaving Scene of Accident	0	3	3
Promote Contraband 1	0	1	1
Resist/Interfere Arrest	0	3	3
Terroristic Threat	0	1	1
Violate Conditions of Release	1	7	8
Violate DV Restraining Order	0	1	1
<b>Total</b>	<b>2</b>	<b>31</b>	<b>33</b>



**Parole/Probation Violations**

Parole Violation	0	5	5
Probation Violation	15	92	108
<b>Total</b>	<b>15</b>	<b>97</b>	<b>113</b>

**Non-Registerable Sex Offenses**

Family Violence	0	2	2
Practicing Prostitution	1	0	1
Promoting Prostitution	0	1	3
<b>Total</b>	<b>1</b>	<b>3</b>	<b>4</b>

**Registerable Sex Offenses**

Sex Abuse Minor 1	0	7	7
Sex Abuse Minor 2	0	3	3
Sex Assault 2	0	1	1
<b>Total</b>	<b>0</b>	<b>11</b>	<b>11</b>

**Traffic/Driving**

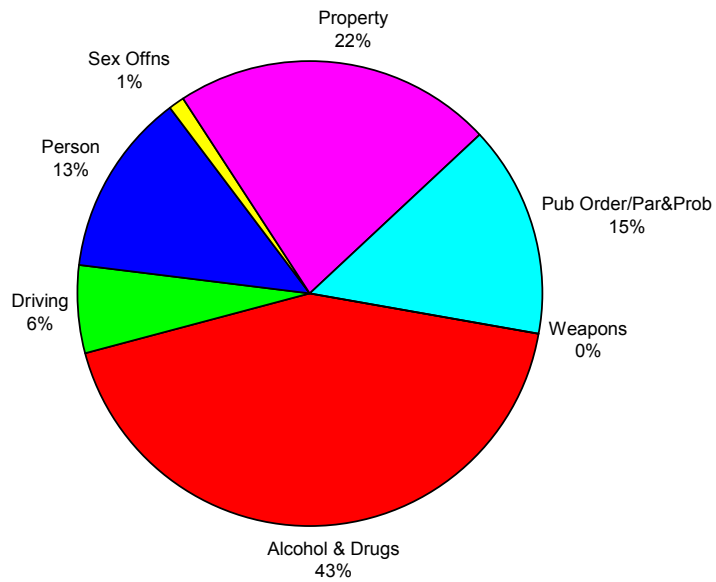
Driving w/ Lic Rev/Sus	6	23	29
Eluding	0	5	5
Fail to Stop at Direction of Officer 1	0	3	3
Reckless Driving	1	0	1
<b>Total</b>	<b>7</b>	<b>31</b>	<b>38</b>

**Weapons**

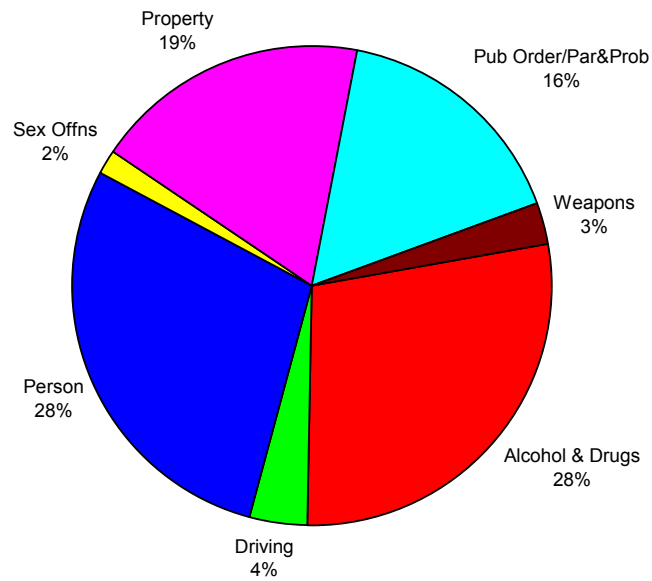
Disorderly Conduct	0	11	11
Harassment	0	1	1
Misconduct - Weapons 1	0	0	0
Misconduct - Weapons 2	0	2	2
Misconduct - Weapons 3	0	7	7
Possess Explosives	0	1	1
<b>Total</b>	<b>0</b>	<b>22</b>	<b>22</b>

<b>Total All</b>	<b>116</b>	<b>787</b>	<b>902</b>
<i>Unavailable or No Charges Entered</i>	<i>3</i>	<i>4</i>	<i>7</i>

**Female Offenders in CRC's  
by Offense Class  
December 31, 2002**



**Male Offenders in CRC's  
by Offense Class  
December 31, 2002**



# Focus 2002

## Information About Groups of Particular Interest

**Notes:**

Includes information about all offenders incarcerated in Alaskan and out-of-state institutions, CRC's, treatment centers, and those under electronic monitoring and offsite supervision who are entered into the OTIS database.

Consists of a snapshots of offenders incarcerated and entered into the OTIS database on December 31, 2002; incarcerated offenders who were not entered into the OTIS database were not included.

Information about offenses is the most serious charge only.

Offense classes are semi-arbitrary.

# Alaska Natives

**Notes:**

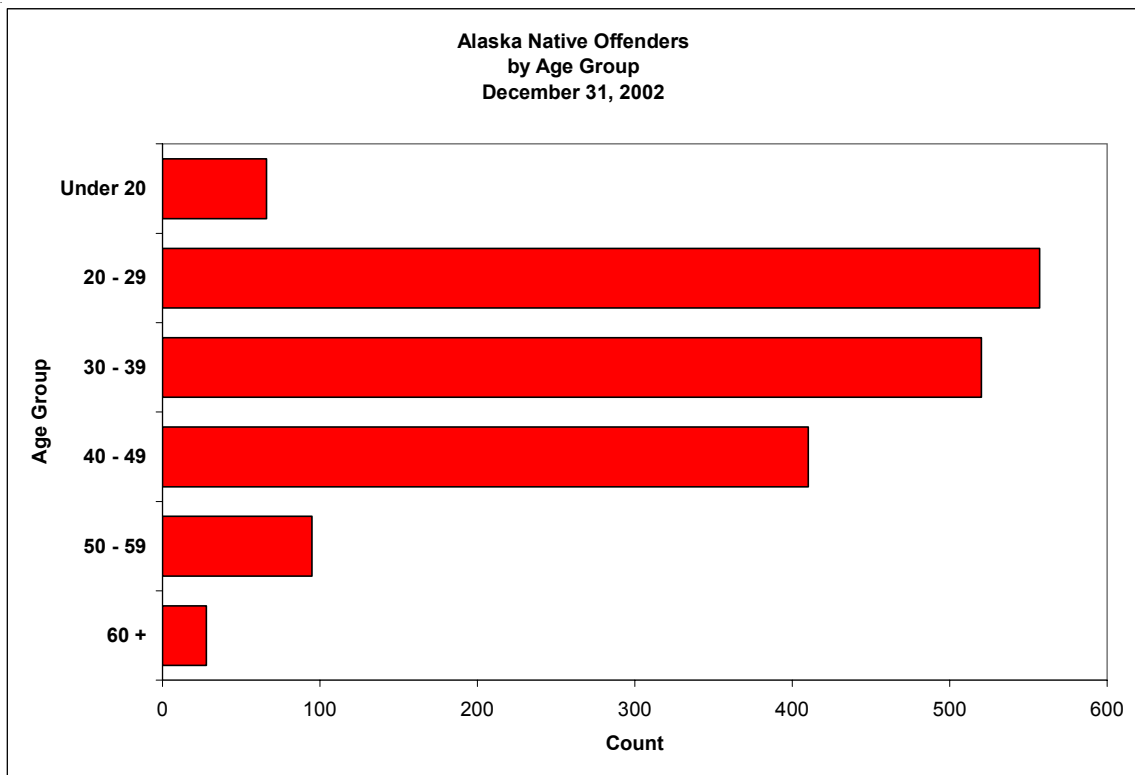
Includes information about all offenders listed within the OTIS database as Indian or Alaska Native.

Includes information about a small number of Native Americans who are not indigenous to Alaska.

**Distribution of Alaska Natives  
December 31, 2002**

<b>In-State Institutions</b>	<b>Count</b>	<b>Percent</b>
Anchorage Jail	115	6.9%
Anvil Mt Correctional Center	98	5.8%
Cook Inlet Pretrial Facility	103	6.1%
Fairbanks Correctional Center	68	4.1%
Hiland Mt. Correctional Center	94	5.6%
Ketchikan Correctional Center	19	1.1%
Lemon Creek Correctional Center	59	3.5%
Mat-Su Pretrial Facility	8	0.5%
Palmer Minimum Correctional Center	85	5.1%
Palmer Medium Correctional Center	75	4.5%
Point Mackenzie Rehab Project	23	1.4%
Spring Creek Correctional Center	166	9.9%
Wildwood Correctional Center	107	6.4%
Wildwood Pretrial Facility	14	0.8%
Yukon-Kuskokwim Correctional Center	97	5.8%
<i>Total</i>	<i>1131</i>	<i>67.5%</i>
<b>Out-of-State Institutions</b>		
Central Arizona Detention Center	214	12.8%
Federal Bureau of Prisons	5	0.3%
<i>Total</i>	<i>219</i>	<i>13.1%</i>
<b>CRC's</b>		
Akeela House	3	0.2%
Aullaqisaatqigvik	6	0.4%
Cordova Center	63	3.8%
Glacier Manor	16	1.0%
Glennwood Center	23	1.4%
Midtown Center	8	0.5%
North Star Center	40	2.4%
Parkview Center	26	1.6%
Nome (Seaside) Center	45	2.7%
Tundra Center	70	4.2%
<i>Total</i>	<i>300</i>	<i>17.9%</i>
<b>Special Offsite Programs</b>		
Anchorage Electronic Monitoring	20	1.2%
Anchorage CRC Monitoring	3	0.2%
Fairbanks CRC Monitoring	3	0.2%
<i>Total</i>	<i>26</i>	<i>1.6%</i>
<b>Grand Total</b>	<b>1676</b>	<b>100.0%</b>





**Demographic Information for Alaska Native Offenders  
December 31, 2002**

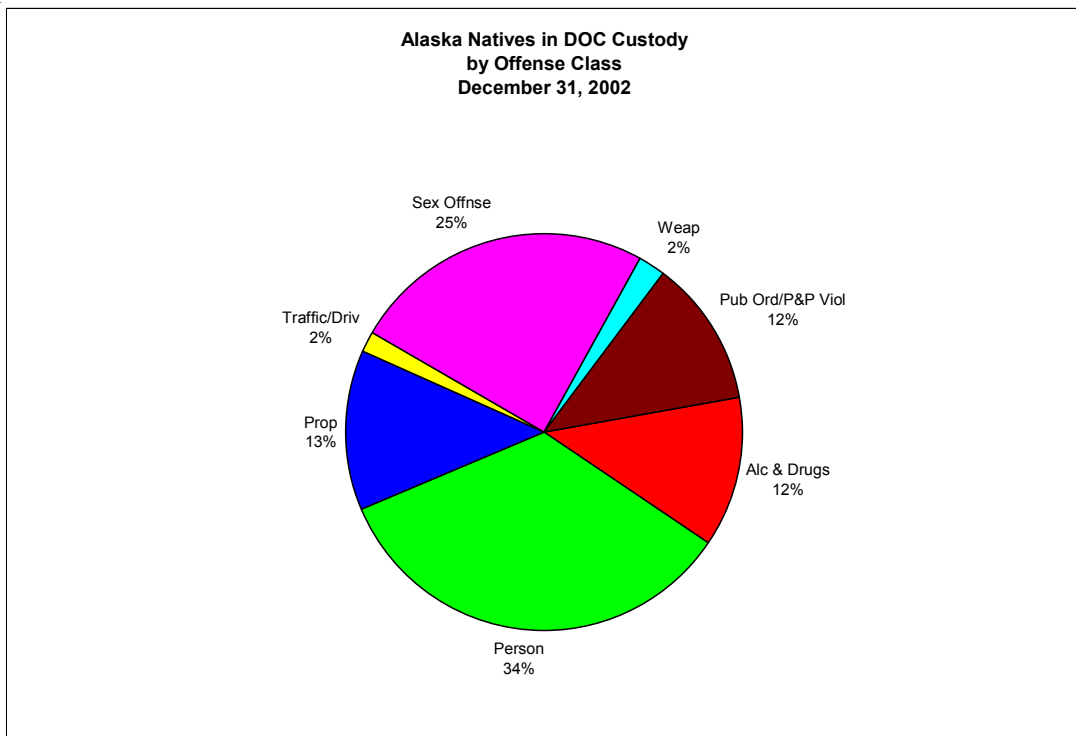
<b>Sex</b>	<b>Count</b>	<b>Percent</b>
Females	132	7.9%
Males	1544	92.1%
<b>Total</b>	<b>1676</b>	<b>100.0%</b>

**Age Group (Years)**

19 and Under	66	3.9%
20 - 24	308	18.4%
25 - 29	249	14.9%
30 - 34	250	14.9%
35 - 39	270	16.1%
40 - 44	260	15.5%
45 - 49	150	8.9%
50 - 54	55	3.3%
55 - 59	40	2.4%
60 - 64	10	0.6%
65 and over	18	1.1%
<b>Total</b>	<b>1676</b>	<b>100.0%</b>

*Mean Age* **34.88**

*Median Age* **34.34**



**Offense Classifications of Alaska Native Offenders  
December 30, 2002**

Offense Level	Count	Percent
Felony	1316	78.5%
Misdemeanor	360	21.5%
<b>Total</b>	<b>1676</b>	<b>100.0%</b>

Alcohol	Count	Percent
Driving While Intoxicated	40	2.4%
Drunk Person on Lic Premises	5	0.3%
Felony DWI - 2+ Priors w/in 5 Yrs	74	4.4%
Felony Refusal of Chem Test- 2+ Priors	4	0.2%
Furnish Alcohol to a Minor - Felony	2	0.1%
Furnish Alcohol to a Minor	7	0.4%
License or Permit Required	5	0.3%
Manuf/Sell Alcohol w/o lic - in Dry Area	16	1.0%
Minor Consuming/Possessing Alcohol	3	0.2%
Refuse to Submit to Chem Test	1	0.1%
Trans Alcohol by Carrier to Dry Area	2	0.1%
<b>Total</b>	<b>159</b>	<b>9.6%</b>

<b>Drugs</b>	<b>Count</b>	<b>Percent</b>
Attempted Drugs 2	1	0.1%
Attempted Drugs 3	1	0.1%
Misconduct -Controlled Substance 1	1	0.1%
Misconduct -Controlled Substance 2	2	0.1%
Misconduct -Controlled Substance 3	10	0.6%
Misconduct -Controlled Substance 4	29	1.7%
Misconduct -Controlled Substance 5	2	0.1%
Misconduct -Controlled Substance 6	1	0.1%
<b>Total</b>	<b>47</b>	<b>2.8%</b>

<b>Person</b>		
Assault 1	27	1.6%
Assault 2	38	2.3%
Assault 3	126	7.6%
Assault 4	142	8.5%
Attempted Assault 2	1	0.1%
Attempted Kidnapping	1	0.1%
Attempted Murder 1	12	0.7%
Attempted Robbery 2	1	0.1%
Child Abuse	2	0.1%
Coercion	5	0.3%
Criminally Negligent Homicide	6	0.4%
DV Assault	16	1.0%
Kidnapping	13	0.8%
Manslaughter	17	1.0%
Murder 1	48	2.9%
Murder 2	68	4.1%
Reckless Endangerment	1	0.1%
Robbery 1	25	1.5%
Robbery 2	17	1.0%
Solicitation Assault 4	1	0.1%
Stalking 1	1	0.1%
<b>Total</b>	<b>568</b>	<b>34.2%</b>

<b>Property</b>		
Arson 1	4	0.2%
Arson 2	4	0.2%
Attempted Burglary 1	1	0.1%
Attempted Theft 1	1	0.1%
Burglary 1	23	1.4%
Burglary 2	36	2.2%
Conceal Merch - Value < \$500	11	0.7%
Criminal Mischief 2	10	0.6%
Criminal Mischief 3	6	0.4%
Criminal Trespass 1	5	0.3%
Criminal Trespass 2	9	0.5%
Forgery 2	3	0.2%
Fraud Use Credit Card - Value \$500+	1	0.1%

	<b>Count</b>	<b>Percent</b>
Issuing Bad Check - Value \$500-\$24,999	1	0.1%
Theft 2	46	2.8%
Theft 3	6	0.4%
Theft by Receiving	2	0.1%
Unauthorized Entry	2	0.1%
Vehicle Tampering	1	0.1%
Vehicle Theft 1	50	3.0%
<b>Total</b>	<b>222</b>	<b>13.3%</b>
<b>Public Order/Administration</b>		
Contempt of Court	5	0.3%
Failure to Appear	2	0.1%
Failure to Comply	2	0.1%
Failure to Reg as Sex Offender 1	4	0.2%
False Information	2	0.1%
Fugitive from Justice	2	0.1%
Interfere w/ Report of DV Crime	2	0.1%
Interference w/ Official Proceedings	1	0.1%
Leaving Scene of Accident	3	0.2%
Promote Contraband 1	1	0.1%
Resist/Interfere Arrest	3	0.2%
Tamper Witness 1	1	0.1%
Terroristic Threat	1	0.1%
Unlawful Evasion	1	0.1%
Violate Conditions of Release	12	0.7%
Violate DV Restraining Order	3	0.2%
<b>Total</b>	<b>45</b>	<b>2.7%</b>
<b>Parole/Probation Violations</b>		
Parole Violation	36	2.2%
Probation Violation	121	7.3%
<b>Total</b>	<b>157</b>	<b>9.4%</b>
<b>Non-Registerable Sex Offenses</b>		
Family Violence	5	0.3%
Promoting Prostitution	1	0.1%
Sex Abuse Minor 4- Vic13, Ofndr <16	2	0.1%
<b>Total</b>	<b>8</b>	<b>0.5%</b>
<b>Registerable Sex Offense</b>		
Attempted Sex Abuse Minor 1	9	0.5%
Attempted Sex Abuse Minor 2	8	0.5%
Attempted Sex Abuse Minor 3	2	0.1%
Attempted Sex Assault 1	10	0.6%
Attempted Sex Assault 2	7	0.4%
Attempted Sex Assault 3	1	0.1%
Incest	2	0.1%

	<b>Count</b>	<b>Percent</b>
Indecent Exposure 1	2	0.1%
Indecent Exposure 2 - Victim16+	2	0.1%
Sex Abuse Minor 1	56	3.4%
Sex Abuse Minor 2	83	5.0%
Sex Abuse Minor 3	19	1.1%
Sex Assault 1	95	5.7%
Sex Assault 2	77	4.6%
Sex Assault 3	33	2.0%
<b>Total</b>	<b>397</b>	<b>23.9%</b>
<b>Traffic/Driving</b>		
Driving w/ Lic Rev/Sus	16	1.0%
Fail to Stop at Direction of Officer 1	9	0.5%
Reckless Driving	2	0.1%
<b>Total</b>	<b>27</b>	<b>1.6%</b>
<b>Weapons</b>		
Disorderly Conduct	13	0.8%
Harassment	2	0.1%
Misconduct - Weapons 1	1	0.1%
Misconduct - Weapons 2	5	0.3%
Misconduct - Weapons 3	10	0.6%
Misconduct - Weapons 4	2	0.1%
<b>Total</b>	<b>33</b>	<b>2.0%</b>
<b>Total All</b>	<b>1663</b>	<b>100.0%</b>
<i>No Charges entered</i>	<i>13</i>	

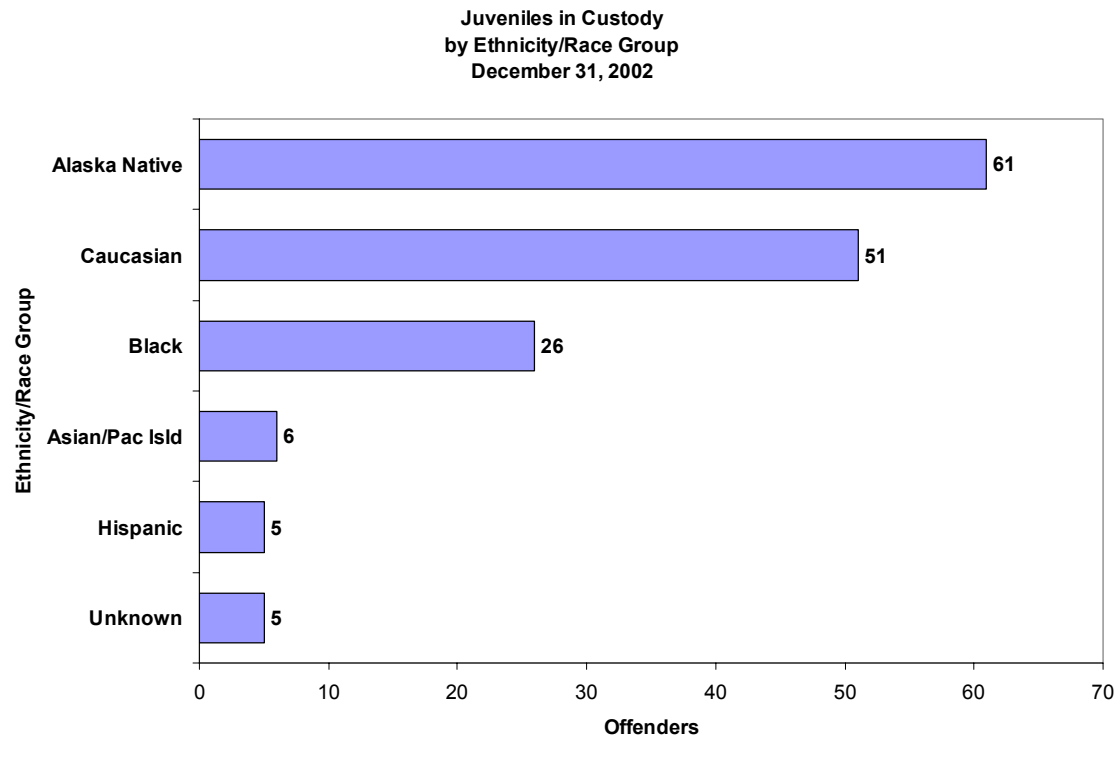
# Juveniles

**Notes:**

Includes information about all offenders who are less than 20 years old.  
Age has been rounded to the nearest year.

**Distribution of Juvenile Offenders  
December 31, 2002**

<b>In-State Institutions</b>	<b>Count</b>	<b>Percent</b>
Anchorage Jail	18	11.7%
Anvil Mt. Correctional Center	12	7.8%
Cook Inlet Pretrial Facility	11	7.1%
Fairbanks Correctional Center	15	9.7%
Hiland Mt. Correctional Center	9	5.8%
Ketchikan Correctional Center	4	2.6%
Lemon Creek Correctional Center	5	3.2%
Mat-Su Pretrial Facility	4	2.6%
Palmer Minimum CC	1	0.6%
Palmer Medium CC	10	6.5%
Point Mackenzie Rehab Project	1	0.6%
Spring Creek CC	19	12.3%
Wildwood Pretrial Facility	4	2.6%
Yukon-Kuskokwim CC	15	9.7%
<i>Total</i>	<i>128</i>	<i>83.1%</i>
 <b>Out-of-State Institutions</b>		
Central Arizona Detention Center	1	0.6%
<i>Total</i>	<i>1</i>	<i>0.6%</i>
 <b>CRC's</b>		
Cordova Center	7	4.5%
Glennwood Center	1	0.6%
North Star Center	2	1.3%
Parkview Center	1	0.6%
Nome (Seaside) Center	2	1.3%
Tundra Center	9	5.8%
<i>Total</i>	<i>22</i>	<i>14.3%</i>
 <b>Special Offsite Programs</b>		
Anchorage Electronic Monitoring	3	1.9%
<i>Total</i>	<i>3</i>	<i>1.9%</i>
 <b>Grand Total</b>	 <b>154</b>	 <b>100.0%</b>



**Demographic Information for Juvenile Offenders  
December 31, 2002**

<b>Sex</b>	<b>Count</b>	<b>Percent</b>
Females	12	7.8%
Males	142	92.2%
<b>Total</b>	<b>154</b>	<b>100.0%</b>

<b>Ethnicity</b>		
Asian/Pacific Island	6	3.9%
Black	26	16.9%
Caucasian	51	33.1%
Hispanic	5	3.2%
Alaska Native	61	39.6%
Unknown	5	3.2%
<b>Total</b>	<b>154</b>	<b>100.0%</b>

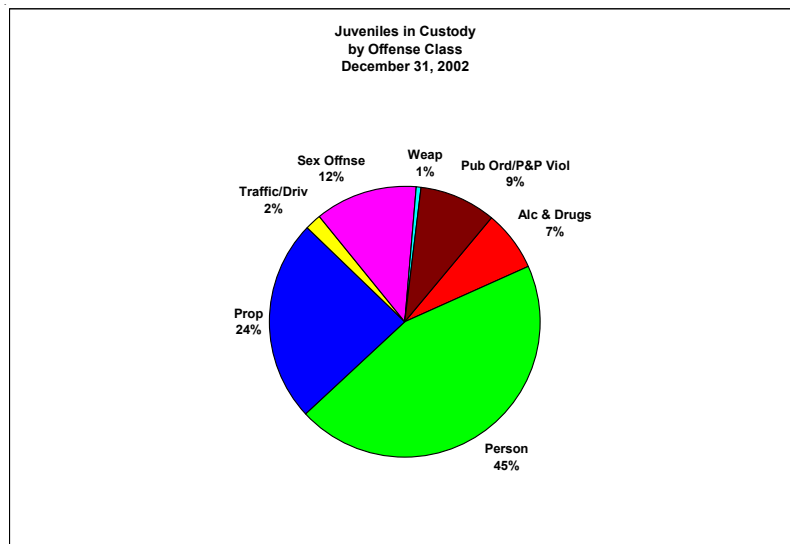
<b>Age</b>		
16	5	3.2%
17	6	3.9%
18	48	31.2%
19	95	61.7%
<b>Total</b>	<b>154</b>	<b>100.0%</b>

<i>Mean Age</i>	<i>19.11</i>
<i>Median Age</i>	<i>19.29</i>



**Offense Classifications of Juvenile Offenders  
December 31, 2002**

<b>Offense Level</b>	<b>Count</b>	<b>Percent</b>
Felony	124	80.5%
Misdemeanor	30	19.5%
<b>Total</b>	<b>154</b>	<b>100.0%</b>
<b>Alcohol</b>		
Driving While Intoxicated	5	3.2%
Felony DWI - 2+ Priors w/in 5 Yrs	1	0.6%
Refuse to Submit to Chem Test	1	0.6%
Trans Alcohol by Carrier to Dry Area	1	0.6%
<b>Total</b>	<b>8</b>	<b>5.2%</b>
<b>Drugs</b>		
Misconduct - Controlled Substance 3	1	0.6%
Misconduct - Controlled Substance 4	2	1.3%
<b>Total</b>	<b>3</b>	<b>1.9%</b>
<b>Person</b>		
Assault 1	7	4.5%
Assault 2	3	1.9%
Assault 3	14	9.1%
Assault 4	11	7.1%
Attempted Kidnapping	1	0.6%
Attempted Murder 1	1	0.6%
Conspiracy Murder 1	1	0.6%
Kidnapping	5	3.2%
Murder 1	5	3.2%
Murder 2	2	1.3%
Robbery 1	12	7.8%
Robbery 2	6	3.9%
Stalking 1	1	0.6%
<b>Total</b>	<b>69</b>	<b>44.8%</b>
<b>Property</b>		
Attempted Theft 1	1	0.6%
Burglary 2	4	2.6%
Criminal Mischief 2	1	0.6%
Criminal Mischief 3	1	0.6%
Forgery 2	1	0.6%
Theft 2	13	8.4%
Theft 3	2	1.3%
Vehicle Tampering	1	0.6%
Vehicle Theft 1	13	8.4%
<b>Total</b>	<b>37</b>	<b>24.0%</b>



Public Order/Administration	Count	Percent
Contempt of Court		
Escape 2	1	0.6%
Failure to Appear	1	0.6%
False Information	2	1.3%
Promote Contraband 1	1	0.6%
Tamper Phys Evid	1	0.6%
Violate DV Restraining Order	2	1.3%
<b>Total</b>	<b>8</b>	<b>5.2%</b>
<b>Parole/Probation Violations</b>		
Parole Violation	0	0.0%
Probation Violation	6	3.9%
<b>Total</b>	<b>6</b>	<b>3.9%</b>
<b>Registerable Sex Offenses</b>		
Attempted Sex Abuse Minor 3	1	0.6%
Sex Abuse Minor 1	1	0.6%
Sex Abuse Minor 2	3	1.9%
Sex Abuse Minor 3	3	1.9%
Sex Assault 1	5	3.2%
Sex Assault 2	5	3.2%
Sex Assault 3	1	0.6%
<b>Total</b>	<b>19</b>	<b>12.3%</b>
<b>Traffic/Driving</b>		
Driving w/ Lic Rev/Sus	1	0.6%
Fail to Stop at Direction of Officer 1	2	1.3%
<b>Total</b>	<b>3</b>	<b>1.9%</b>
<b>Weapons</b>		
Disorderly Conduct	1	0.6%
<b>Total</b>	<b>1</b>	<b>0.6%</b>
<b>Grand Total</b>	<b>154</b>	<b>100.0%</b>

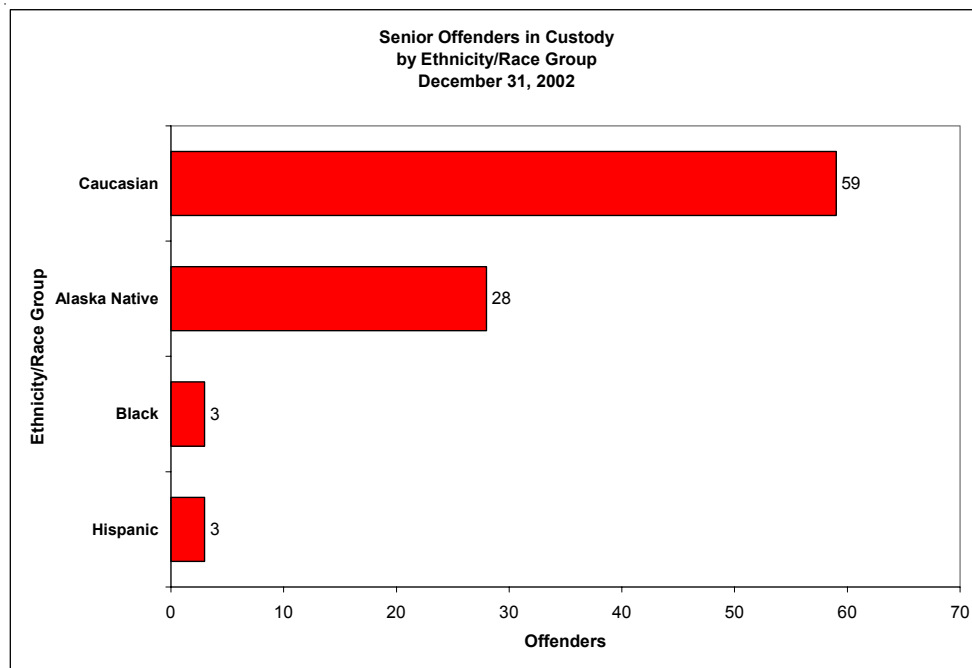
# Seniors

**Notes:**

Includes information about all offenders in the OTIS database who are 60 years old or older, Age has been rounded to the nearest year.

**Distribution of Senior Offenders  
December 31, 2002**

<b>In-State Institutions</b>	<b>Count</b>	<b>Percent</b>
Anchorage Jail	15	16.1%
Cook Inlet Pretrial Facility	12	12.9%
Fairbanks Correctional Center	2	2.2%
Hiland Mt. Correctional Center	8	8.6%
Ketchikan Correctional Center	2	2.2%
Lemon Creek Correctional Center	1	1.1%
Mat-Su Pretrial Facility	1	1.1%
Palmer Minimum CC	7	7.5%
Palmer Medium CC	2	2.2%
Point Mackenzie Rehab Project	1	1.1%
Spring Creek CC	16	17.2%
Wildwood CC	1	1.1%
<i>Total</i>	<i>68</i>	<i>73.1%</i>
<b>Out-of-State Institutions</b>		
Central Arizona Detention Center	13	14.0%
<i>Total</i>	<i>13</i>	<i>14.0%</i>
<b>CRC's</b>		
Cordova Center	4	4.3%
Glacier Manor	1	1.1%
North Star Center	1	1.1%
Parkview Center	2	2.2%
Nome (Seaside) Center	1	1.1%
Tundra Center	1	1.1%
<i>Total</i>	<i>10</i>	<i>10.8%</i>
<b>Special Offsite Programs</b>		
Anchorage Electronic Monitoring	1	1.1%
Anchorage CRC Monitoring	1	1.1%
<i>Total</i>	<i>2</i>	<i>2.2%</i>
<b>Grand Total</b>	<b>93</b>	<b>100.0%</b>



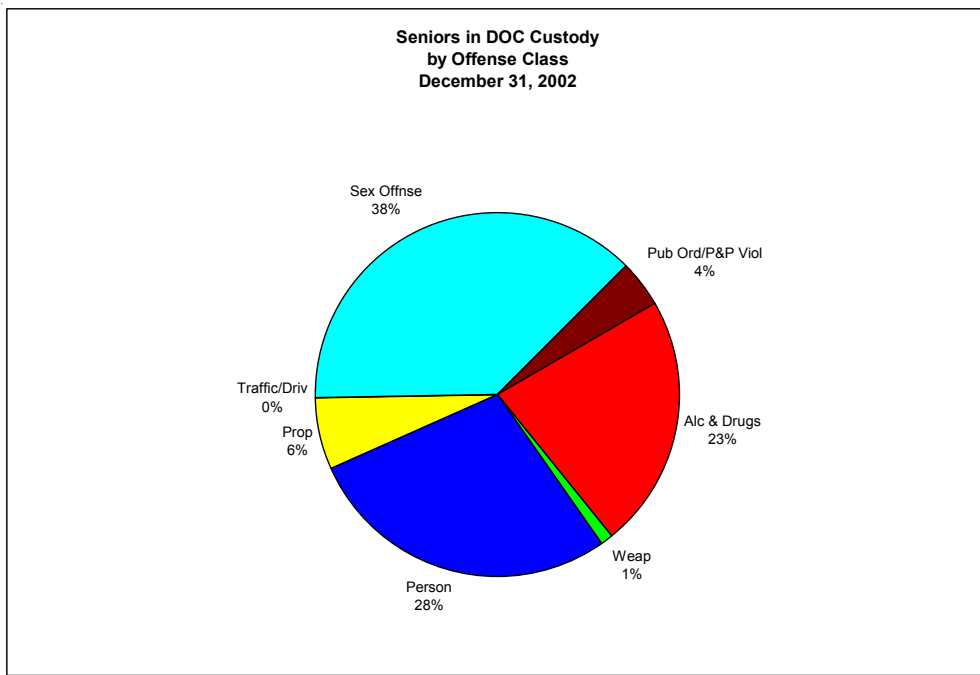
**Demographic Information for Senior Offenders  
December 31, 2002**

<b>Sex</b>	<b>Count</b>	<b>Percent</b>
Females	4	4.3%
Males	89	95.7%
<b>Total</b>	<b>93</b>	<b>100.0%</b>

<b>Ethnicity</b>	<b>Count</b>	<b>Percent</b>
Asian/Pacific Island	0	0.0%
Black	3	3.2%
Caucasian	59	63.4%
Hispanic	3	3.2%
Alaska Native	28	30.1%
Unknown	0	0.0%
<b>Total</b>	<b>93</b>	<b>100.0%</b>

<b>Age Group (Years)</b>	<b>Count</b>	<b>Percent</b>
60 - 64	53	57.0%
65 - 69	25	26.9%
70 - 74	12	12.9%
75 - 79	2	2.2%
80 and over	1	1.1%
<b>Total</b>	<b>93</b>	<b>100.0%</b>

<b>Mean Age</b>	<b>65.26</b>
<b>Median Age</b>	<b>63.93</b>



**Offense Classifications of Senior Offenders  
December 31, 2002**

Offense Level	Count	Percent
Felony	81	87.1%
Misdemeanor	12	12.9%
<b>Total</b>	<b>93</b>	<b>100.0%</b>

**Alcohol**

Driving While Intoxicated	5	5.4%
Felony DWI - 2+ Priors w/in 5 Yrs	5	5.4%
Manuf/Sell Alcohol w/o lic - in Dry Area	1	1.1%
<b>Total</b>	<b>11</b>	<b>11.8%</b>

**Drugs**

Dangerous Drugs - Other	1	1.1%
Misconduct-Controlled Substance 2	2	2.2%
Misconduct-Controlled Substance 3	2	2.2%
Misconduct-Controlled Substance 4	5	5.4%
<b>Total</b>	<b>10</b>	<b>10.8%</b>

**Person**

Assault 1	2	2.2%
Assault 2	1	1.1%
Assault 4	3	3.2%
Manslaughter	1	1.1%
Murder 1	12	12.9%
Murder 2	7	7.5%
<b>Total</b>	<b>26</b>	<b>28.0%</b>

**Property**

Arson 1	1	1.1%
Arson 2	2	2.2%
Criminal Mischief 3	1	1.1%
Criminal Trespass 2	1	1.1%
Theft 2	1	1.1%
<b>Total</b>	<b>6</b>	<b>6.5%</b>

**Parole/Probation Violations**

Parole Violation	3	3.2%
Probation Violation	1	1.1%
<b>Total</b>	<b>4</b>	<b>4.3%</b>

**Registerable Sex Offenses**

Attempted Sex Abuse Minor 1	2	2.2%
Attempted Sex Abuse Minor 2	1	1.1%
Attempted Sex Assault 3	1	1.1%
Conspiracy Sex Abuse 1	1	1.1%
Sex Abuse Minor 1	13	14.0%
Sex Abuse Minor 2	6	6.5%
Sex Assault 1	7	7.5%
Sex Assault 2	2	2.2%
Sex Assault 3	1	1.1%
Solicitation Sex Abuse1	1	1.1%
<b>Total</b>	<b>35</b>	<b>37.6%</b>

**Weapons**

Misconduct - Weapons 3	1	1.1%
<b>Total</b>	<b>1</b>	<b>1.1%</b>

<b>Total All</b>	<b>93</b>	<b>100.0%</b>
------------------	-----------	---------------

# Sex Offenders

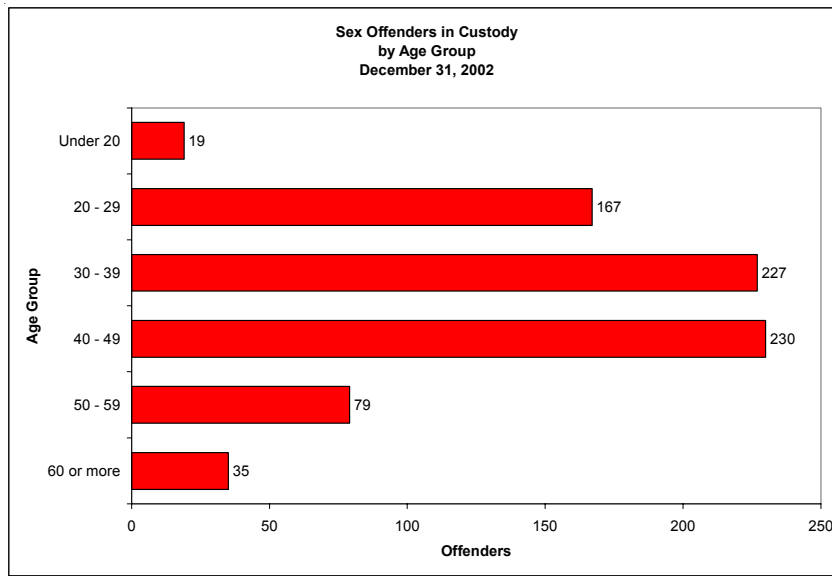
**Notes:**

Includes information about all offenders in the OTIS database who have listed as their most serious charge an offense that would unambiguously identify them as a sex offender.



**Distribution of Sex Offenders  
December 31, 2002**

<b>In-State Institutions</b>	<b>Count</b>	<b>Percent</b>
Anchorage Jail	43	5.7%
Anvil Mt Correctional Center	15	2.0%
Cook Inlet Pretrial Facility	63	8.3%
Fairbanks Correctional Center	16	2.1%
Hiland Mt. Correctional Center	76	10.0%
Ketchikan Correctional Center	6	0.8%
Lemon Creek Correctional Center	46	6.1%
Mat-Su Pretrial Facility	7	0.9%
Palmer Minimum Correctional Center	59	7.8%
Palmer Medium Correctional Center	35	4.6%
Spring Creek Correctional Center	99	13.1%
Wildwood Correctional Center	57	7.5%
Wildwood Pretrial Facility	6	0.8%
Yukon-Kuskokwim Correctional Center	22	2.9%
<i>Total</i>	<i>550</i>	<i>72.7%</i>
<b>Out-of-State Institutions</b>		
Central Arizona Detention Center	196	25.9%
<i>Total</i>	<i>196</i>	<i>25.9%</i>
<b>CRC's</b>		
Cordova Center	7	0.9%
Glacier Manor	1	0.1%
Glennwood Center	2	0.3%
North Star Center	1	0.1%
<i>Total</i>	<i>11</i>	<i>1.5%</i>
<b>Special Offsite Programs</b>		
<i>Total</i>	<i>0</i>	<i>0.0%</i>
<b>Grand Total</b>	<b>757</b>	<b>100.0%</b>



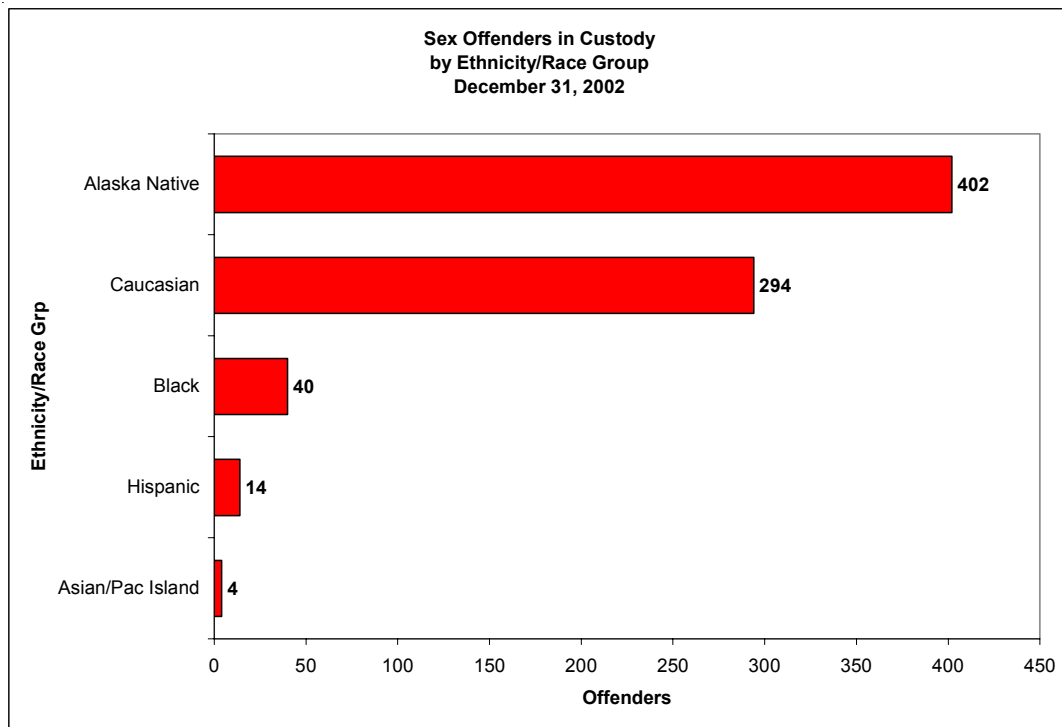
**Demographic Information for Sex Offenders  
December 31, 2002**

Sex	Count	Percent
Females	9	1.2%
Males	748	98.8%
<b>Total</b>	<b>757</b>	<b>100.0%</b>

Ethnicity	Count	Percent
Asian/Pacific Island	4	0.5%
Black	40	5.3%
Caucasian	294	38.8%
Hispanic	14	1.8%
Alaska Native	402	53.1%
Unknown	3	0.4%
<b>Total</b>	<b>757</b>	<b>100.0%</b>

Age Group (Years)	Count	Percent
19 and Under	19	2.5%
20 - 24	89	11.8%
25 - 29	78	10.3%
30 - 34	100	13.2%
35 - 39	127	16.8%
40 - 44	130	17.2%
45 - 49	100	13.2%
50 - 54	48	6.3%
55 - 59	31	4.1%
60 - 64	17	2.2%
65 and over	18	2.4%
<b>Total</b>	<b>757</b>	<b>100.0%</b>

<i>Mean Age</i>	<b>38.79</b>
<i>Median Age</i>	<b>38.76</b>



**Offense Classifications of Sex Offenders  
December 31, 2002**

**Offense Level**

Felony	752	99.3%
Misdemeanor	5	0.7%
<b>Total</b>	<b>757</b>	<b>100.0%</b>

**Registerable Sex Offenses**

Attempted Sex Abuse Minor 1	22	2.9%
Attempted Sex Abuse Minor 2	14	1.8%
Attempted Sex Abuse Minor 3	3	0.4%
Attempted Sex Assault 1	16	2.1%
Attempted Sex Assault 2	12	1.6%
Attempted Sex Assault 3	2	0.3%
Conspiracy Sex Abuse 1	1	0.1%
Incest	3	0.4%
Indecent Exposure 1	2	0.3%
Possess Child Pornography	1	0.1%
Sex Abuse Minor 1	158	20.9%
Sex Abuse Minor 2	175	23.1%
Sex Abuse Minor 3	29	3.8%
Sex Assault 1	169	22.3%
Sex Assault 2	108	14.3%
Sex Assault 3	40	5.3%
Solicitation Sex Abuse 1	2	0.3%
<b>Total</b>	<b>757</b>	<b>100.0%</b>

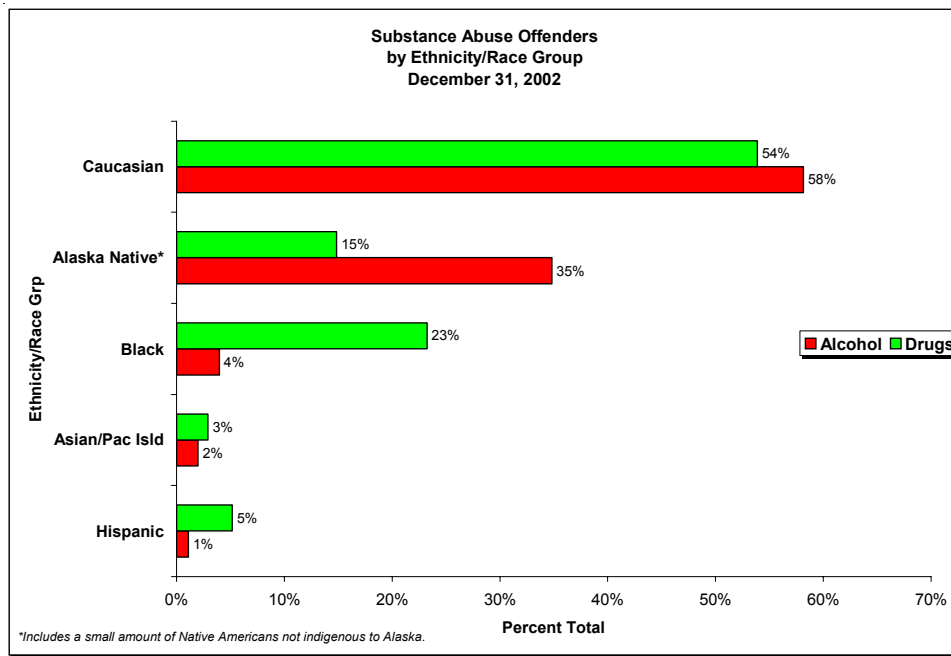
# Substance Abusers

**Notes:**

Includes information about all offenders in the OTIS database who have listed as their most serious charge an offense related to alcohol or drugs.

**Distribution of Substance Abuse Offenders  
December 31, 2002**

<b>In-State Institutions</b>	<b>Alcohol</b>		<b>Drugs</b>	
	<b>Count</b>	<b>Percent</b>	<b>Count</b>	<b>Percent</b>
Anchorage Jail	34	7.5%	17	5.5%
Anvil Mt CC	14	3.1%	3	1.0%
Cook Inlet Pretrial Facility	19	4.2%	25	7.7%
Fairbanks CC	30	6.6%	16	5.2%
Hiland Mt. CC	23	5.1%	28	8.7%
Ketchikan CC	9	2.0%	8	2.6%
Lemon Creek CC	5	1.1%	14	4.5%
Mat-Su Pretrial Facility	15	3.3%	3	1.0%
Palmer Minimum CC	12	2.6%	10	3.2%
Palmer Medium CC	13	2.9%	9	2.9%
Point MacKenzie Rehab Proj	15	3.3%	13	4.2%
Spring Creek CC	4	0.9%	21	6.8%
Wildwood CC	28	6.2%	20	6.5%
Wildwood Pretrial Facility	26	5.7%	8	2.6%
Yukon-Kuskokwim CC	13	2.9%	1	0.3%
<i>Total</i>	<i>260</i>	<i>57.3%</i>	<i>196</i>	<i>63.2%</i>
<b>Out-of-State Institutions</b>				
Central Arizona Detention Ctr	11	2.4%	26	8.4%
<i>Total</i>	<i>11</i>	<i>2.4%</i>	<i>26</i>	<i>8.4%</i>
<b>CRC's</b>				
Akeela House	1	0.2%	2	0.6%
Aullaqisaatqigvik	1	0.2%	1	0.3%
Cordova Center	39	8.6%	23	7.4%
Glacier Manor	14	3.1%	9	2.9%
Glennwood	11	2.4%	6	1.9%
Midtown Center	7	1.5%	0	0.0%
North Star Center	22	4.8%	8	2.6%
Parkview Center	15	3.3%	11	3.5%
Ralph Perdue Center	2	0.4%	0	0.0%
Nome (Seaside) Center	8	1.8%	3	1.0%
Tundra Center	6	1.3%	0	0.0%
Y-K Health Center	1	0.2%	0	0.0%
<i>Total</i>	<i>127</i>	<i>28.0%</i>	<i>63</i>	<i>20.3%</i>
<b>Special Offsite Programs</b>				
Anchorage Electronic Monitoring	40	8.8%	22	7.1%
Anchorage CRC Monitoring	4	0.9%	2	0.6%
Fairbanks Electronic Monitoring	6	1.3%	1	0.3%
Fairbanks CRC Monitoring	4	0.9%	0	0.0%
Ketchikan Electronic Monitoring	2	0.4%	0	0.0%
<i>Total</i>	<i>56</i>	<i>12.3%</i>	<i>25</i>	<i>8.1%</i>
<b>Grand Total</b>	<b>454</b>	<b>100.0%</b>	<b>310</b>	<b>100.0</b>



**Demographic Information for Substance Abuse Offenders  
December 31, 2002**

Sex	Count	Percent	Count	Percent
Females	59	13.0%	61	19.7%
Males	395	87.0%	249	80.3%
<b>Total</b>	<b>454</b>	<b>100.0%</b>	<b>310</b>	<b>100.0%</b>

Ethnicity	Count	Percent	Count	Percent
Asian/Pacific Island	9	2.0%	9	2.9%
Black	18	4.0%	72	23.2%
Caucasian	263	57.9%	166	53.5%
Hispanic	5	1.1%	16	5.2%
Alaska Native	158	34.8%	46	14.8%
Unknown	1	0.2%	1	0.3%
<b>Total</b>	<b>454</b>	<b>100.0%</b>	<b>310</b>	<b>100.0%</b>

Age Group (Years)	Count	Percent	Count	Percent
19 and Under	8	1.8%	2	0.6%
20 - 24	50	11.0%	34	11.0%
25 - 29	58	12.8%	39	12.6%
30 - 34	58	12.8%	45	14.5%
35 - 39	82	18.1%	60	19.4%
40 - 44	97	21.4%	54	17.4%
45 - 49	48	10.6%	33	10.6%
50 - 54	31	6.8%	23	7.4%
55 - 59	11	2.4%	10	3.2%
60 - 64	8	1.8%	7	2.3%
65 and over	3	0.7%	3	1.0%
<b>Total</b>	<b>454</b>	<b>100.0%</b>	<b>310</b>	<b>100.0%</b>

<i>Mean Age</i>	<b>37.89</b>	<b>37.34</b>
54 <i>Median Age</i>	<b>38.17</b>	<b>37.63</b>

**Offense Classifications of Substance Abuse Offenders  
December 31, 2002**

**Alcohol**

<b>Offense Level</b>	<b>Count</b>	<b>Percent</b>
Felony	224	49.3%
Misdemeanor	230	50.7%
<b>Total</b>	<b>454</b>	<b>100.0%</b>

Driving While Intoxicated	182	40.1%
Drunk Person on Lic Premises	10	2.2%
Felony DWI - 2+ Priors w/in 5 Yrs	204	44.9%
Felony Refusal of Chem Test- 2+ Priors	10	2.2%
Furnish Alcohol to Minor	12	2.6%
Manuf/Sell Alcohol w/o lic - in Dry Area	21	4.6%
License or Permit Required	6	1.3%
Minor Consuming/Possessing Alcohol	3	0.7%
Refuse to Submit to Chem Test	6	1.3%
<b>Total</b>	<b>454</b>	<b>100.0%</b>

**Drugs**

<b>Offense Level</b>	<b>Count</b>	<b>Percent</b>
Felony	305	98.4%
Misdemeanor	5	1.6%
<b>Total</b>	<b>310</b>	<b>100.0%</b>

Attempted Drugs 2	4	1.3%
Attempted Drugs 3	4	1.3%
Attempted Drugs 4	1	0.3%
Conspiracy Drugs 3	1	0.3%
Misconduct - Controlled Substance 1	4	1.3%
Misconduct -Controlled Substance 2	39	12.6%
Misconduct - Controlled Substance 3	105	33.9%
Misconduct - Controlled Substance 4	148	47.7%
Misconduct - Controlled Substance 5	2	0.6%
Misconduct - Controlled Substance 6	2	0.6%
<b>Total</b>	<b>310</b>	<b>100.0%</b>

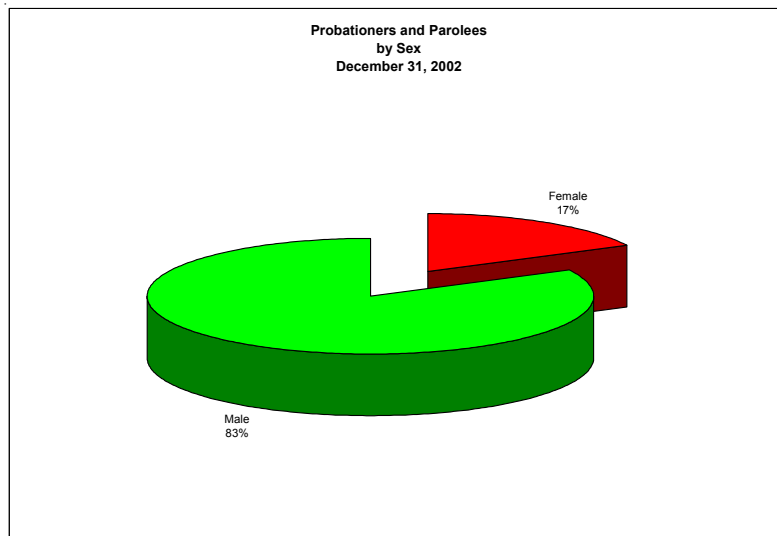
## Probation and Parole

**Notes:**

Includes information about all probationers and parolees under the supervision of the Division of Probation and Parole who are entered into the OTIS database.

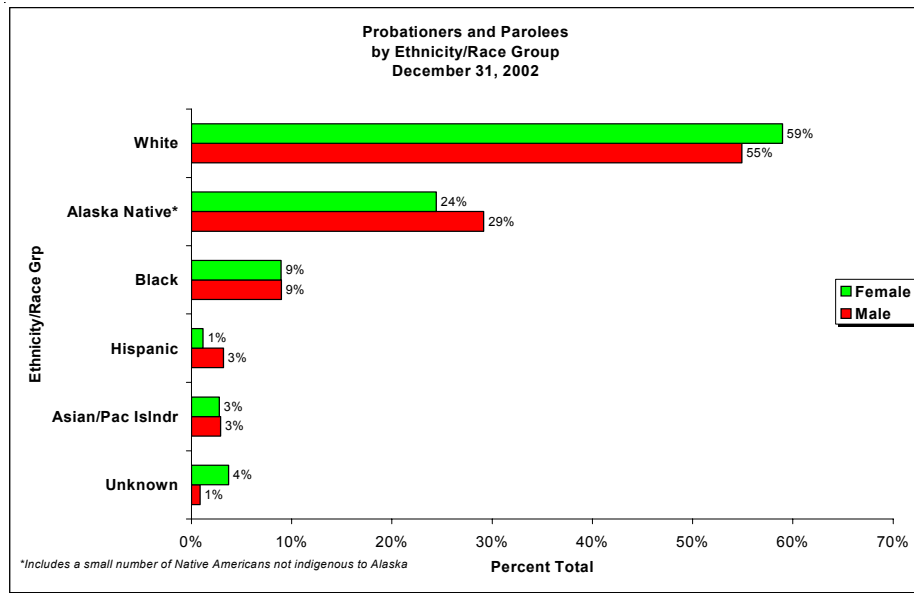
Consists of a snapshot of probationers and parolees entered into the OTIS database on or before December 31, 2002; those who were not entered into the OTIS database were not included.





**Supervising Authority for Probationers/Parolees  
Under Supervision on December 31, 1998-2002**

Offices	Females					Males					All				
	02	01	00	99	98	02	01	00	99	98	02	01	00	99	98
Anchorage	451	NA	429	404	378	1918	NA	1766	1676	1501	2369	NA	2195	2080	1879
Barrow	13	NA	13	11	8	43	NA	77	75	72	56	NA	90	86	80
Bethel	22	NA	15	25	28	266	NA	199	251	299	288	NA	214	276	327
Dillingham	10	NA	10	8	12	66	NA	64	50	54	76	NA	74	58	66
Fairbanks	97	NA	98	109	116	532	NA	534	529	513	629	NA	632	638	629
Juneau	36	NA	36	43	45	179	NA	172	196	209	215	NA	208	239	254
Kenai	43	NA	38	37	39	221	NA	150	165	172	264	NA	188	202	211
Ketchikan	22	NA	22	30	29	136	NA	134	138	146	158	NA	156	168	175
Kodiak	21	NA	19	16	20	75	NA	71	73	72	96	NA	90	89	92
Kotzebue	14	NA	10	7	6	65	NA	55	51	58	79	NA	65	58	64
Nome	14	NA	9	11	9	89	NA	76	79	79	103	NA	85	90	88
Palmer	107	NA	96	93	103	439	NA	372	350	384	546	NA	468	443	487
Petersburg	1	NA	0	0	0	8	NA	0	0	0	9	NA	0	0	0
Sitka	4	NA	9	6	9	18	NA	38	34	40	22	NA	47	40	49
Wrangell	5	NA	0	0	0	12	NA	0	0	0	17	NA	0	0	0
<b>Grand Total</b>	<b>860</b>	<b>NA</b>	<b>804</b>	<b>800</b>	<b>802</b>	<b>4067</b>	<b>NA</b>	<b>3708</b>	<b>3667</b>	<b>3599</b>	<b>4927</b>	<b>NA</b>	<b>4512</b>	<b>4467</b>	<b>4401</b>



**Demographic Information for Probationers/Parolees Under Supervision on December 31, 1998 - 2002**

Ethnicity	Females					Males					All				
	02	01	00	99	98	02	01	00	99	98	02	01	00	99	98
Asian/Pac. Islander	24	NA	22	26	28	118	NA	96	99	81	142	NA	118	125	109
Black	77	NA	84	83	77	365	NA	379	347	331	442	NA	463	430	408
Hispanic	10	NA	11	19	21	130	NA	137	116	97	140	NA	148	135	118
Alaska Native*	210	NA	189	191	189	1186	NA	1021	1042	1065	1396	NA	1210	1233	1254
White	507	NA	489	472	479	2233	NA	2063	2055	2021	2740	NA	2552	2527	2500
Unknown	32	NA	9	9	8	35	NA	12	8	4	67	NA	21	17	12
<b>Total</b>	<b>860</b>	<b>NA</b>	<b>804</b>	<b>800</b>	<b>802</b>	<b>4067</b>	<b>NA</b>	<b>3708</b>	<b>3667</b>	<b>3599</b>	<b>4927</b>	<b>NA</b>	<b>4512</b>	<b>4467</b>	<b>4401</b>

**Age Group (Years)**

19 and Under	8	NA	7	6	9	65	NA	54	34	44	73	NA	61	40	53
20-24	105	NA	112	101	111	735	NA	642	625	639	840	NA	754	726	750
25-29	125	NA	103	120	128	631	NA	616	638	635	756	NA	719	758	763
30-34	147	NA	154	144	142	602	NA	533	567	572	749	NA	687	711	714
35-39	143	NA	157	163	154	583	NA	598	581	592	726	NA	755	744	746
40-44	152	NA	133	127	127	570	NA	509	512	472	722	NA	642	639	599
45-49	88	NA	74	73	64	402	NA	349	299	270	490	NA	423	372	334
50-54	52	NA	30	39	41	237	NA	187	185	179	289	NA	217	224	220
55-59	25	NA	20	15	14	120	NA	94	110	101	145	NA	114	125	115
60-64	11	NA	8	8	8	67	NA	66	57	44	78	NA	74	65	52
65 and over	4	NA	6	4	4	55	NA	60	59	51	59	NA	66	63	55
<b>Total</b>	<b>860</b>	<b>NA</b>	<b>804</b>	<b>800</b>	<b>802</b>	<b>4067</b>	<b>NA</b>	<b>3708</b>	<b>3667</b>	<b>3599</b>	<b>4927</b>	<b>NA</b>	<b>4512</b>	<b>4467</b>	<b>4401</b>

\* includes a small number of Native Americans who are not indigenous to Alaska