

State of Alaska
Department of Corrections

2025

Offender Profile

Trends, Counts, and Percentages

32 Population Data Sets From 2025

Vigilance - Pride - Dedication

Prepared By: DOC Research

Information about all offenders under the jurisdiction of the State of Alaska Department of Corrections

Online Offender Profile

Starting with this release of the Alaska DOC Offender Profile, we will be publishing a browser based rendering of the document that has some new features. We will continue to provide a PDF version for those that need to print and have a physical copy of the information.

For navigating the online version you can use the direction keys or scroll wheel. You can find a complete list of the navigational keys by pressing the **M** key and navigating to **Tools -> Keyboard Help**.

Additionally this screen may be reached using the menu icon in the **lower left corner**. This menu is also where you can find the integrated table of contents to jump between slides.

Lastly, some slides may have this icon in the **upper right corner** (📄), this icon indicates that the raw data from the slide may be downloaded to a csv or zip file.

Updates

The Alaska DOC Research team has made a dedicated effort to release the profile earlier than in previous years. We often rely on external partners for things like census data that are not available as early as our DOC data. As the data is released we will update this profile, and note the changes below. Thank you.

- **Current Date:** Initial Release

Our Mission and Gratitude

The Alaska Department of Corrections provides secure confinement, reformatory programs, and a process of supervised community reintegration to enhance the safety of our communities.

We are trained professionals committed to a safe, open, and respectful organization.

We are dedicated to public safety and will always respect the rights and dignity of victims of crime. Offenders in our charge will be treated in a safe and humane manner and will be expected to enhance their ability to reform every day.

We express our profound gratitude to the professionals whose exemplary work strengthens the Department of Corrections and advances our mission.

To our correctional officers, probation and parole officers, pretrial officers, administrative staff, social workers, and leadership, your steadfast commitment to public safety, rehabilitation, and reentry is commendable.

We also recognize the vital contributions of our maintenance personnel, counselors, educators, healthcare providers, and support teams. Your collective expertise and diligence uphold the integrity of our operations.

Thank you for your outstanding service.



Table of Contents

Foreword	pg. 4
Population Snapshot	pg. 6
Institutions	pg. 9
Community Residential Centers and Electronic Monitoring	pg. 21
Pretrial, Probation & Parole	pg. 24
Recidivism	pg. 27
DNA Collection	pg. 30
Appendix	pg. 34

Foreword

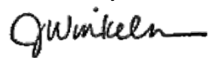
The 2025 Offender Profile provides an annual snapshot of Alaska's correctional system, shaped by our staff, the individuals in our care, and the communities we serve. While this report presents data and trends, it also reflects the steady, everyday work that keeps our facilities and offices operating through changing expectations and challenging conditions. My hope is that these pages offer a clear picture of where we are today.

This past year, as I visited facilities and field offices across the state, I was reminded of the resilience and professionalism that define Alaska's corrections workforce. Demands on our system continue to grow, yet our employees consistently find ways to uphold safety, provide essential services, and strengthen operations. Their dedication to the work, carried out quietly and without fanfare, remains the backbone of our mission.

The data in this report highlights the complex population we serve and the ongoing efforts to prepare individuals for a successful return to their communities. Opportunities such as education, vocational training, and behavioral health programs contribute to safer facilities and more stable outcomes after release. These efforts require thoughtful use of limited resources, but they remain an important part of our responsibility to the people of Alaska.

I am proud of the work our department has done. I encourage you to look beyond the charts and numbers and see the broader story: Alaskans steadily working to meet obligations to Alaskans with care, efficiency, and integrity. In these numbers are countless individuals who, with support and accountability, have the potential to change their path. Thank you for your partnership and interest in this work as we continue striving toward a safer, stronger Alaska.

Sincerely,



Commissioner, Alaska Department of Corrections



Strengthening Insight Through Better Tools and Better Data

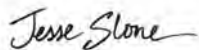
Meaningful progress in a complex system happens through steady, disciplined improvement. This year's Offender Profile reflects that approach. Whether you are reading the PDF report or exploring the new interactive version online, our aim is the same: to provide clear, reliable insight into the trends shaping Alaska's correctional system.

Under Commissioner Winkelman's priorities, the research and records component has prioritized using technology to improve transparency, efficiency, and decision-making. Our team has focused on delivering products that support that priority—both for the public and the legislature, and for the operational teams working every day to keep facilities running safely and effectively.

The launch of the new Offender Population Dashboard marks a significant step forward. It gives readers the ability to see some of the data behind this report in greater depth and offers a more timely view of the system as a whole. At the same time, we have continued building the internal data structures needed to strengthen quality assurance and streamline operations.

The 2025 Offender Profile is both a snapshot of where we are today and a foundation for the work ahead. Our commitment is simple: clearer data, stronger tools, and disciplined analysis to support the people and mission of the Alaska Department of Corrections.

Sincerely,



Lead Research Analyst, Alaska Department of Corrections



Population Snapshot

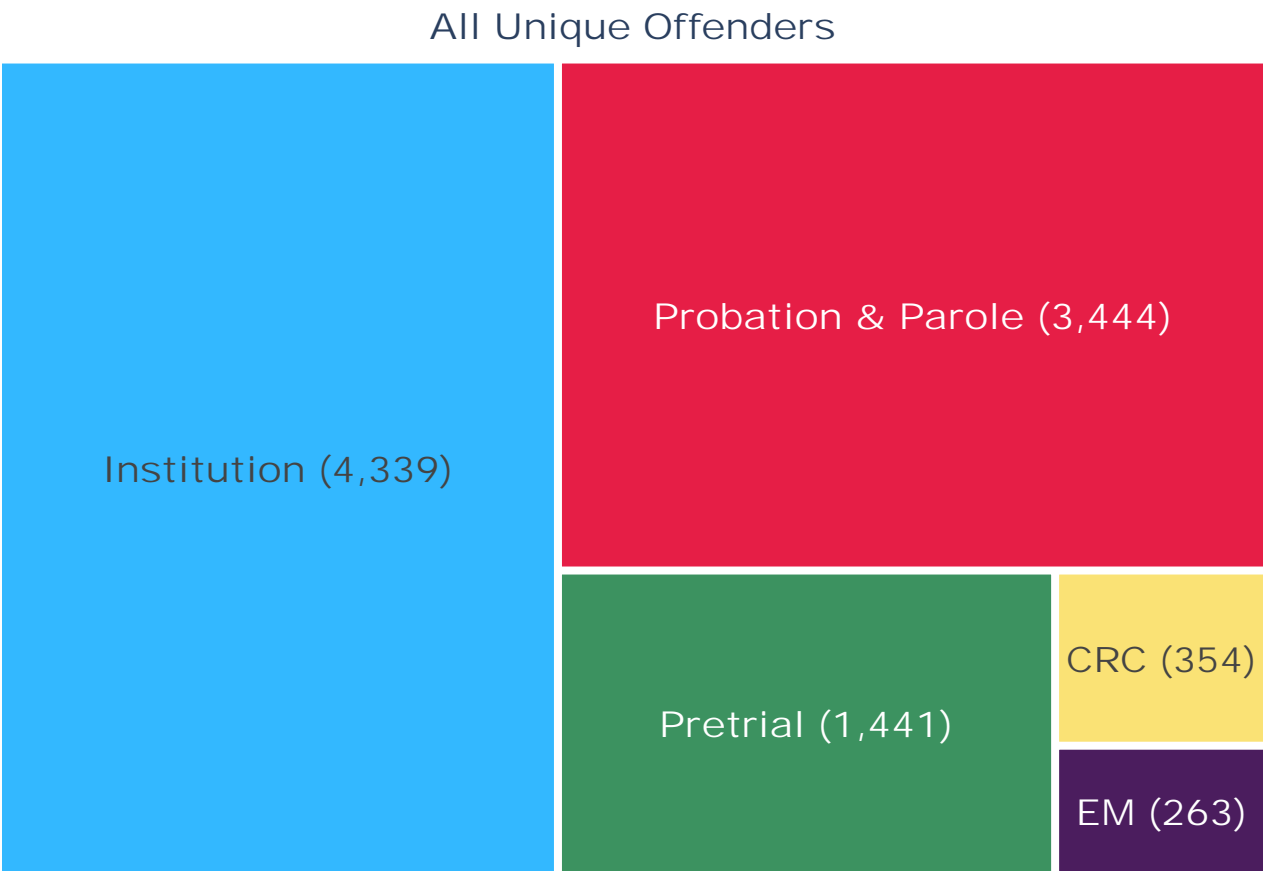
Alaska DOC Counts on July 1, 2025

The **Alaska Department of Corrections** is a **unified prison system**. This means the jail system (short-term holding, often pre-trial) is integrated into the prison system (long-term confinement, typically post-conviction). The Alaska Department of Corrections is responsible for **5 primary population groups** within the state: (1) Institutions, (2) probation & parole, (3) pretrial, (4) community residential centers (CRCs) and (5) electronic monitoring (EM) are all managed by DOC.

Offenders in **institutions** combined with those under **probation & parole** make up **79% of those in our care and custody**. With over

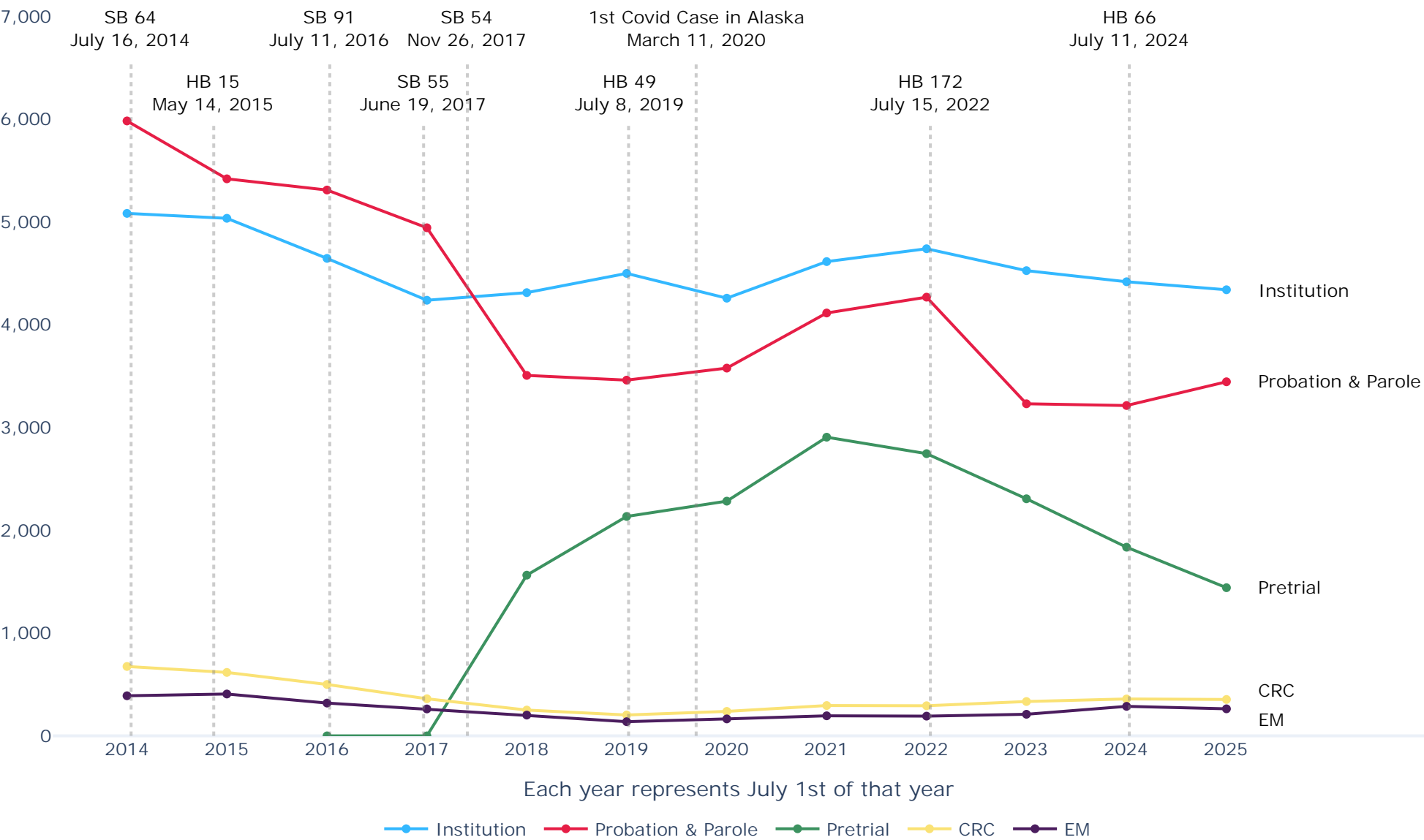
9,841

people in DOC custody, the combined DOC population is larger than the population of Sitka.



Offenders may be assigned to multiple categories (e.g. probation and EM), so for clarity, the graphic above only shows an offender in one category.

DOC Annual Custody Count and Alaska Legislation



Alaska Legislation

Bill & Year	Title / Focus	Primary Intent & Key Provisions
SB 64 (2014)	Omnibus Crime & Recidivism Reform	Established the Alaska Criminal Justice Commission; introduced evidence-based practices like “swift and certain” sanctions and reentry initiatives.
HB 15 (2015)	Vehicle Theft Sentencing	Set a 120-day minimum for first-time felony vehicle theft to deter repeat auto theft.
SB 91 (2016)	Justice Reinvestment Act	Comprehensive reform to reduce incarceration for low-level crimes; expanded pretrial supervision, treatment, and reentry programs.
SB 55 (2017)	Technical Amendments to SB 91	Clarified and corrected SB 91 provisions (victim notice, alcohol programs, procedural fixes).
SB 54 (2017)	Crime Bill Revision	Increased penalties for certain offenses; reinstated jail for repeat theft and release-condition violations.
HB 49 (2019)	Repeal of SB 91 / “Tough on Crime” Act	Reversed most SB 91 reforms; reinstated higher sentences and traditional bail and probation systems.
HB 172 (2022)	Mental Health Crisis Stabilization Act	Created crisis stabilization and residential centers to divert individuals in behavioral crisis from jail.
HB 66 (2024)	Omnibus Crime & Public Safety Bill	Strengthened penalties (fentanyl-related deaths, human trafficking, domestic violence (DV) crimes); expanded victim protections and sex-offender registration.

Institutions

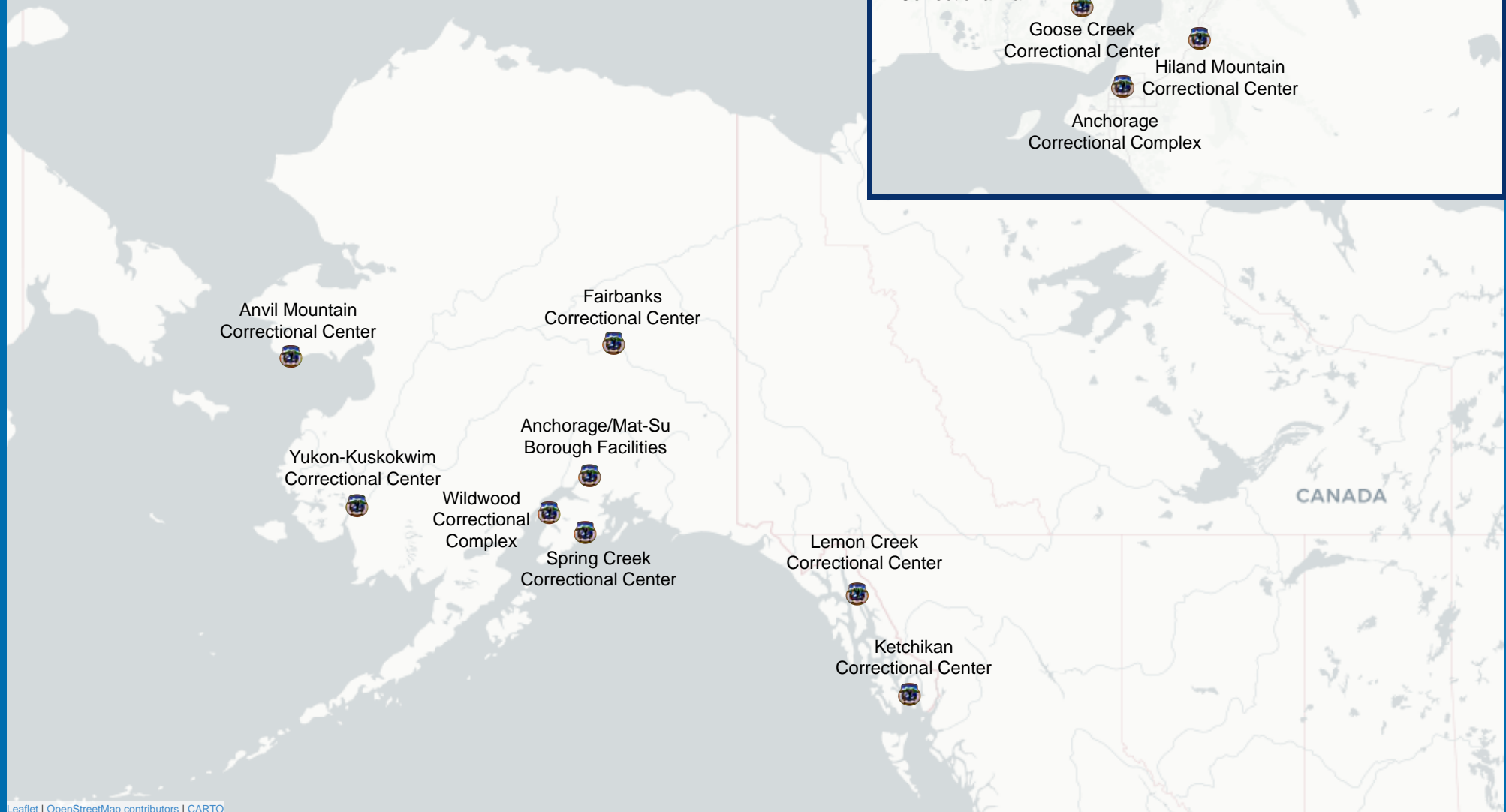
Count and admissions data in this section includes information about all offenders under the jurisdiction of the State of Alaska who are entered into the Alaska Corrections Offender Management System (ACOMS). Count information consists of monthly averages and daily counts. Admissions data includes all criminal admits, non-criminal admits and federal holds for all offenders.

State of Alaska Constitution

Article 1, §12

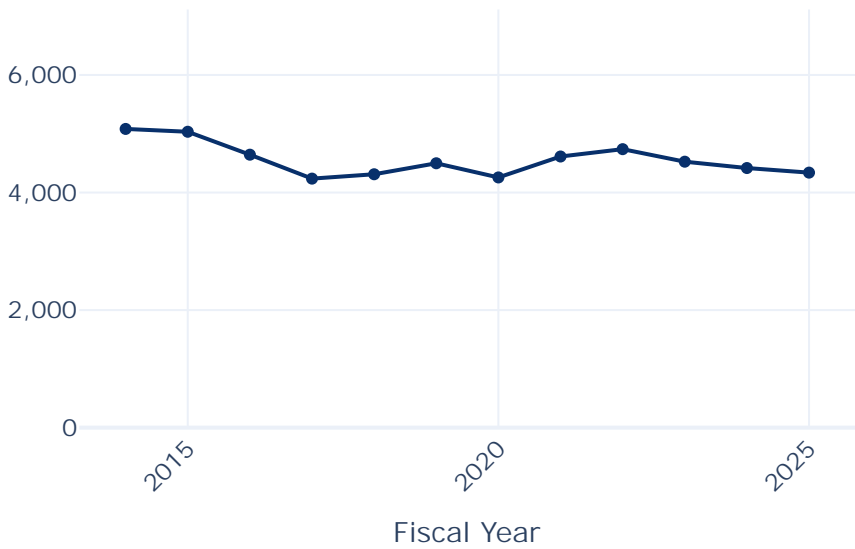
Excessive bail shall not be required, nor excessive fines imposed, nor cruel and unusual punishments inflicted. Criminal administration shall be based upon the following: the need for protecting the public, community condemnation of the offender, the rights of victims of crimes, restitution from the offender, and the principle of reformation.

Where Are Alaska Prisons Located?

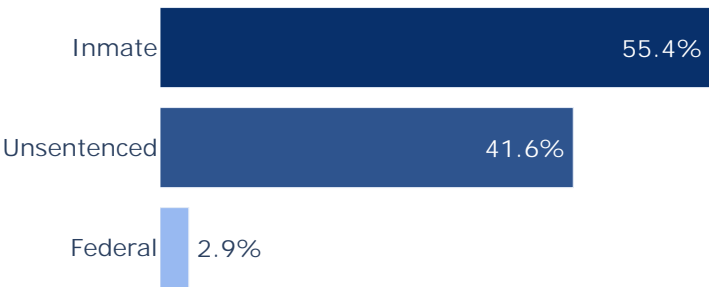


Prisons at a Glance

Institution Population Over Fiscal Years



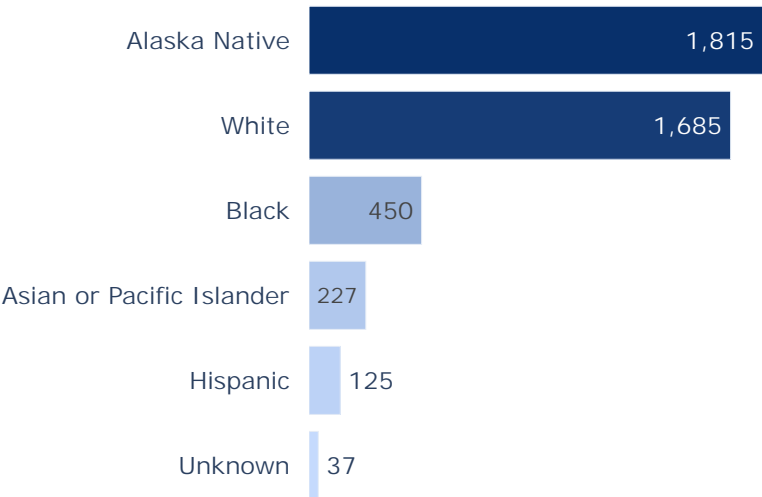
Due to Alaska’s unified system, institutions houses both sentenced and unsentenced offenders, as well as federal offenders and a small number of **Title 47 holds** (Non-Criminal holds for individuals going through a mental health or substance abuse related crisis). There were **2** individuals under a Title 47 hold at the time of this count.



Most institutions house male and female offenders. On July 1, 2025, **9%** of offenders in institutions were female.



9 offenders in institutions identified as Transgender or Non-binary at the time of this count, not pictured above

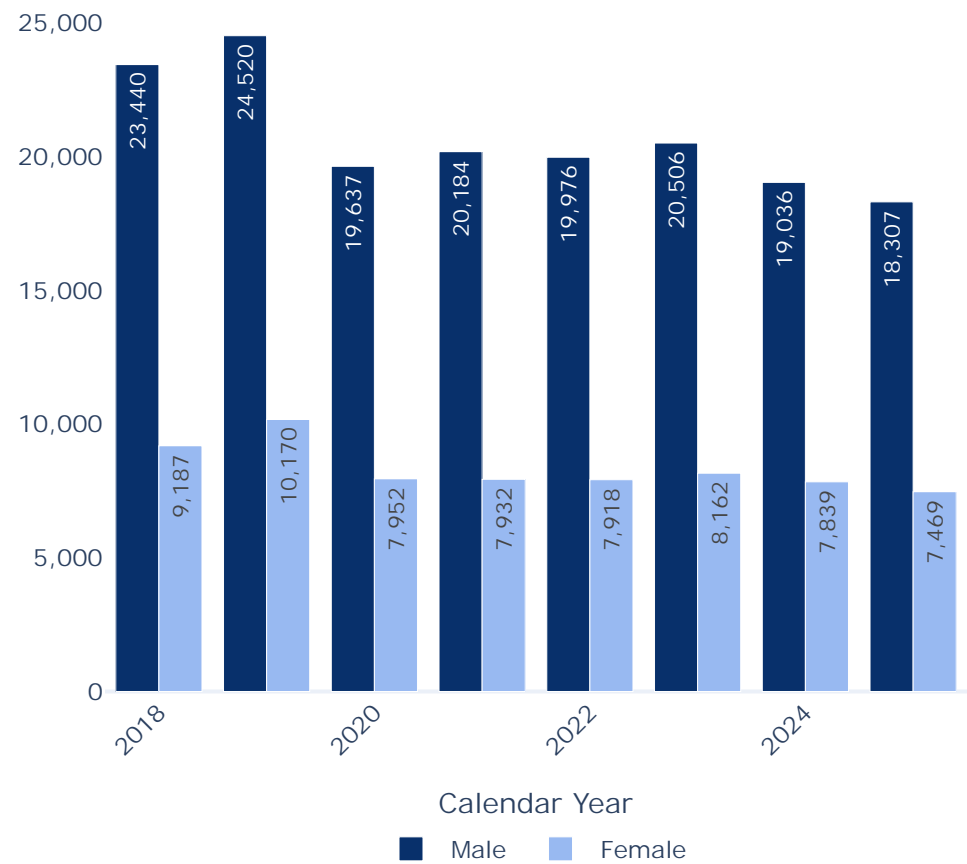


Admission Trends

Admissions are measured by the amount of unique bookings tracked by DOC each year.

Between 2019 and 2020, admissions dropped sharply, attributed largely to the COVID-19 pandemic; however, post-pandemic admissions have been relatively steady year over year. 2025 had the lowest admission count in the last 7 years.

Admissions Over Time



*There were 33 intersex and transexual admissions in the year 2025.

State Incarceration Rate

Number of incarcerations per 100,000 residents

1,000

—●— Alaska Incarceration Rate (per 100,000 residents)
— National Rate (per 100,000 residents)

The incarceration rate shows those in a jail or prison per 100,000 residents. Our state incarceration rate generally trends with the national incarceration rate, while frequently being lower. The state rate is more irregular than the national rate because the smaller population of Alaska makes it more susceptible to small changes than the national figure.

800

600

400

200

0

1985

1990

1995

2000

2005

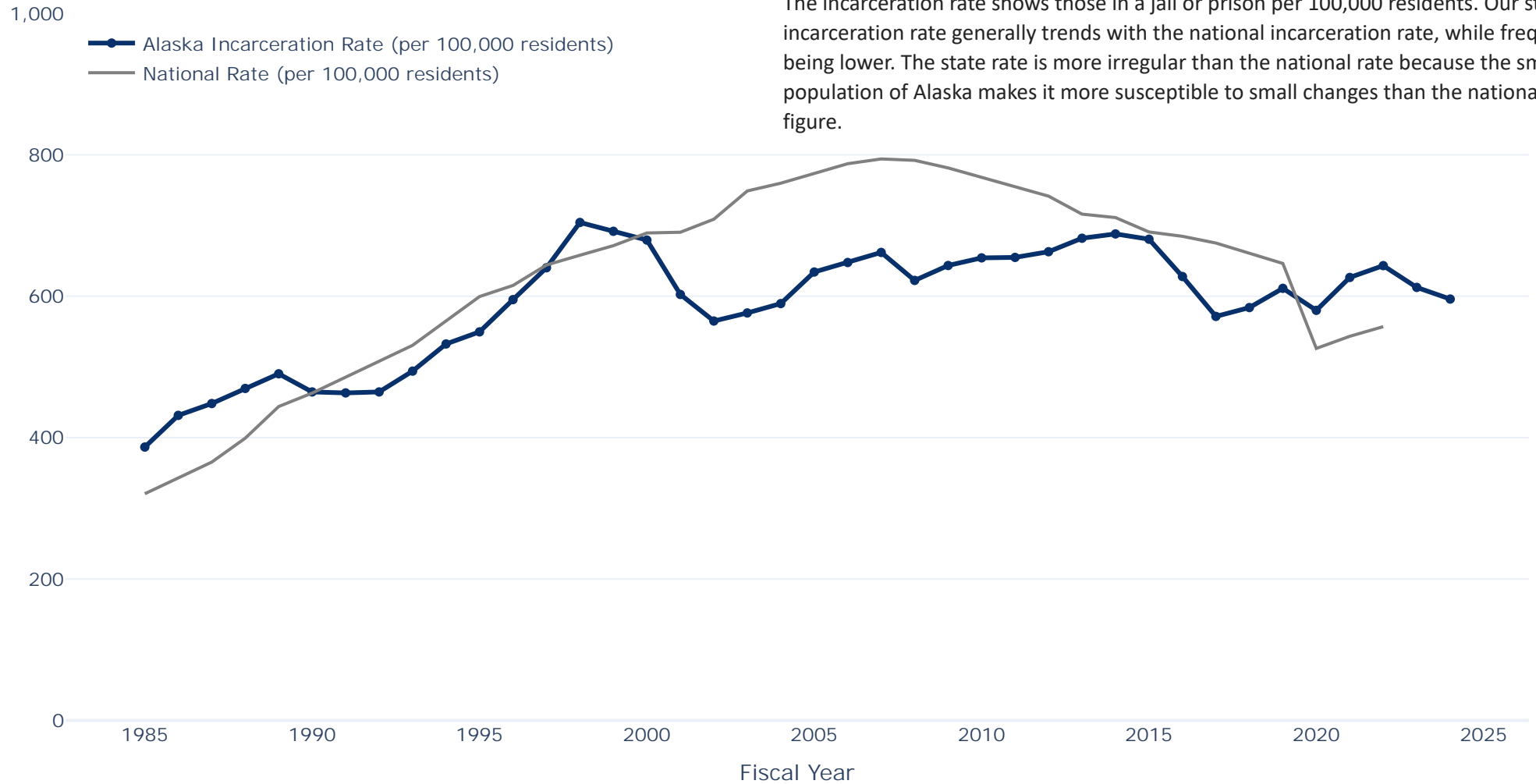
2010

2015

2020

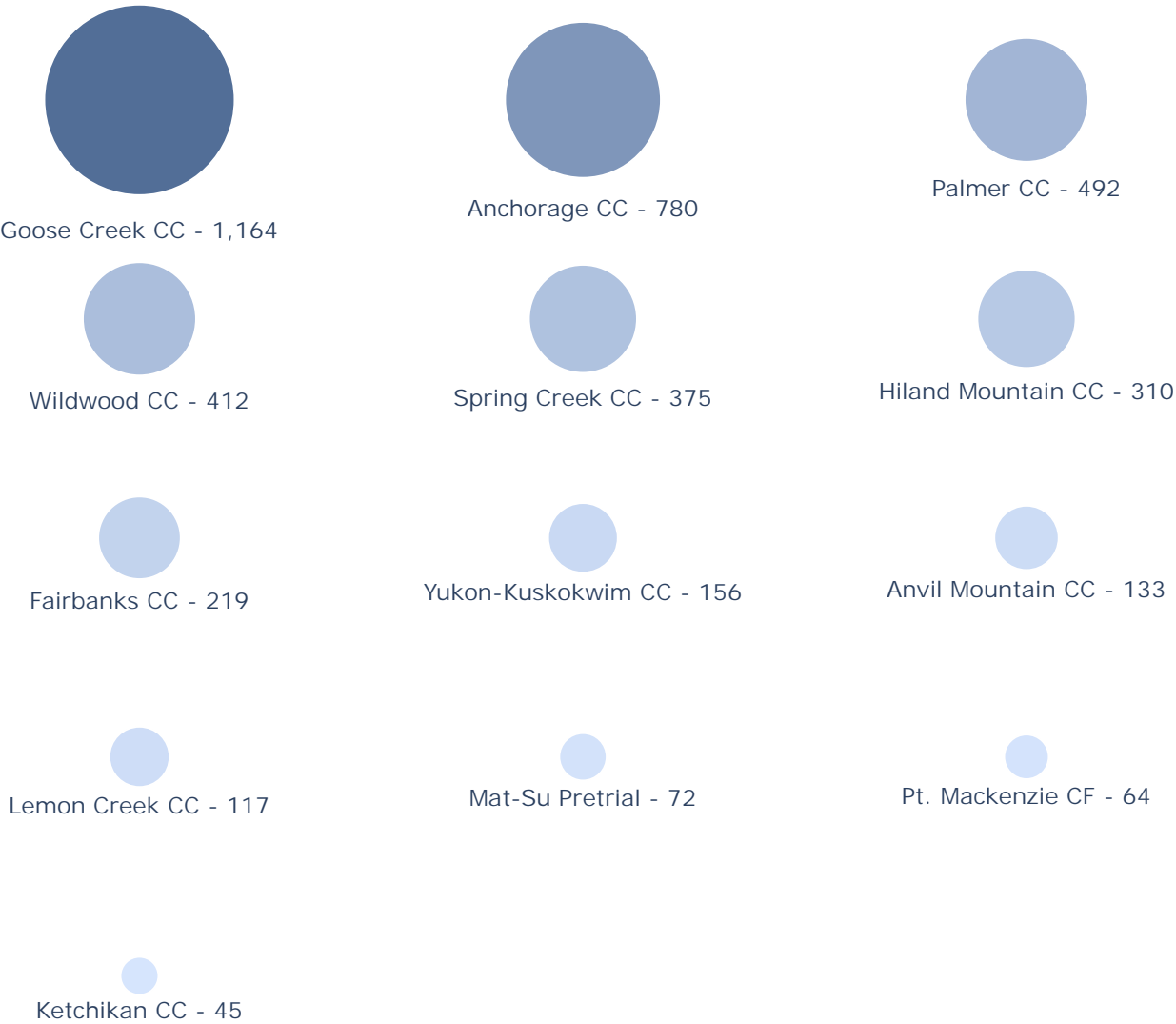
2025

Fiscal Year



Facility Populations

Goose Creek Correctional Center, located in Point Mackenzie, is Alaska’s largest facility, housing over **25 times** more offenders than Alaska’s smallest facility, Ketchikan Correctional Center; and more than **Alaska’s 3rd and 4th largest facilities combined**.



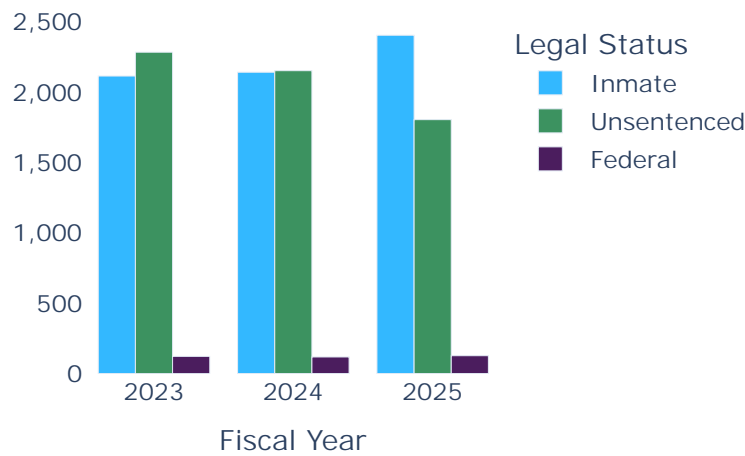
Legal Status and Length of Stay

Those under supervision are represented by a specific legal status. **Inmate** is for those who are currently serving for convicted offense(s). **Unsentenced** are those awaiting sentencing for a charge; they may already be convicted of another charge. **Federal** are inmates who are exclusively serving charges from the Federal Government.

In addition, DOC also provides **Non-Criminal Title 47 holds** to those going through a mental health or substance abuse related crisis, there were **2** of these individuals under supervision on **July 1, 2025**.

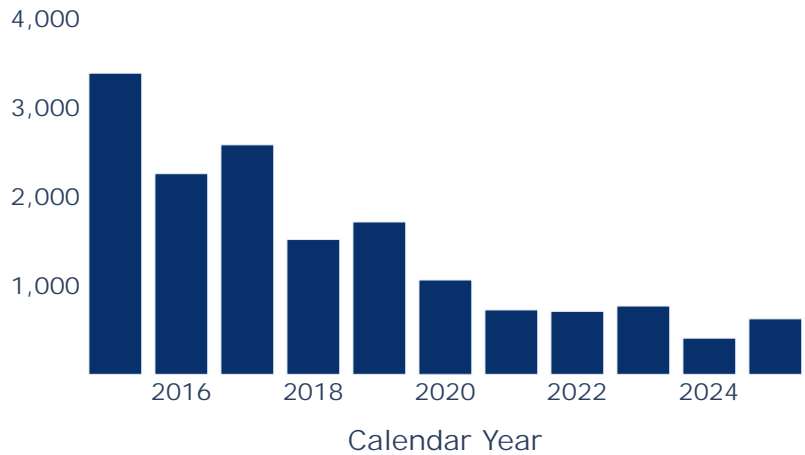
Unsentenced status has fallen at a steady rate over the past three years as the COVID-19 court backlog is reduced.

Legal Status Over Time



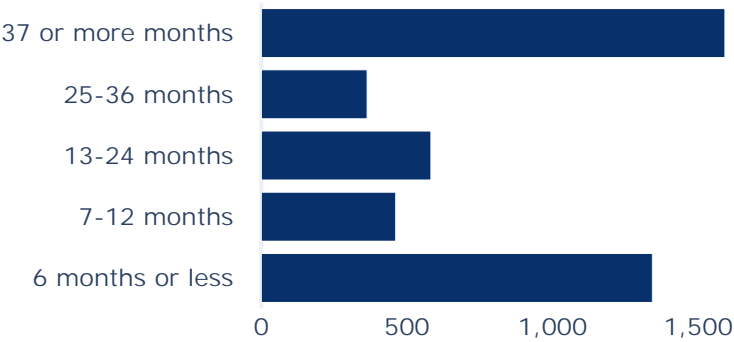
Non-Criminal admissions have steeply declined over the past decade. Under **Title 47**, **substance-related holds** are capped at **48 hours** unless voluntarily extended, and **mental-health holds** are capped at **72 hours** unless extended by court order.

Non-Criminal Admissions

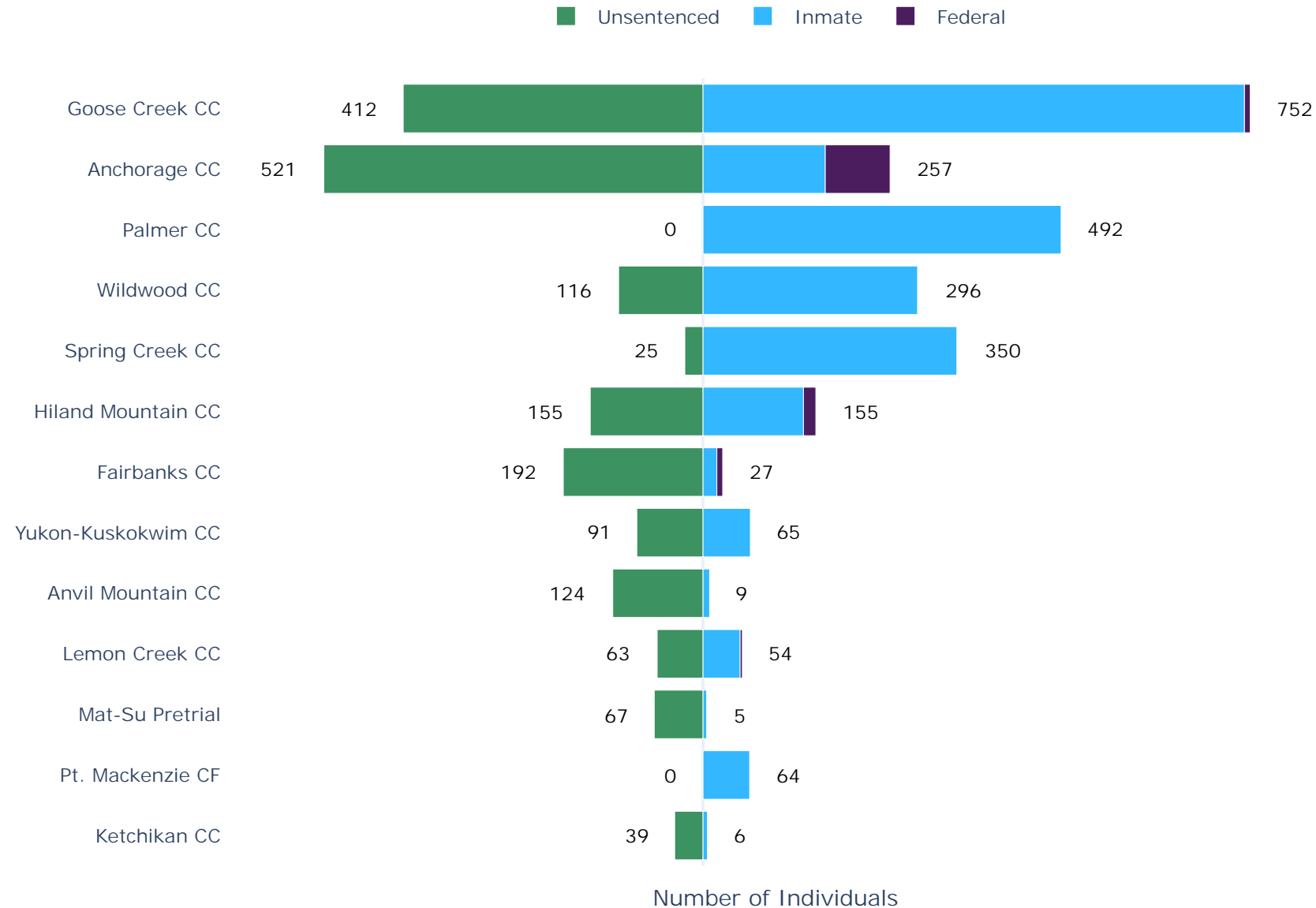


Short term and long term stays make up the vast majority of incarcerations. This is consistent with previous year demographics.

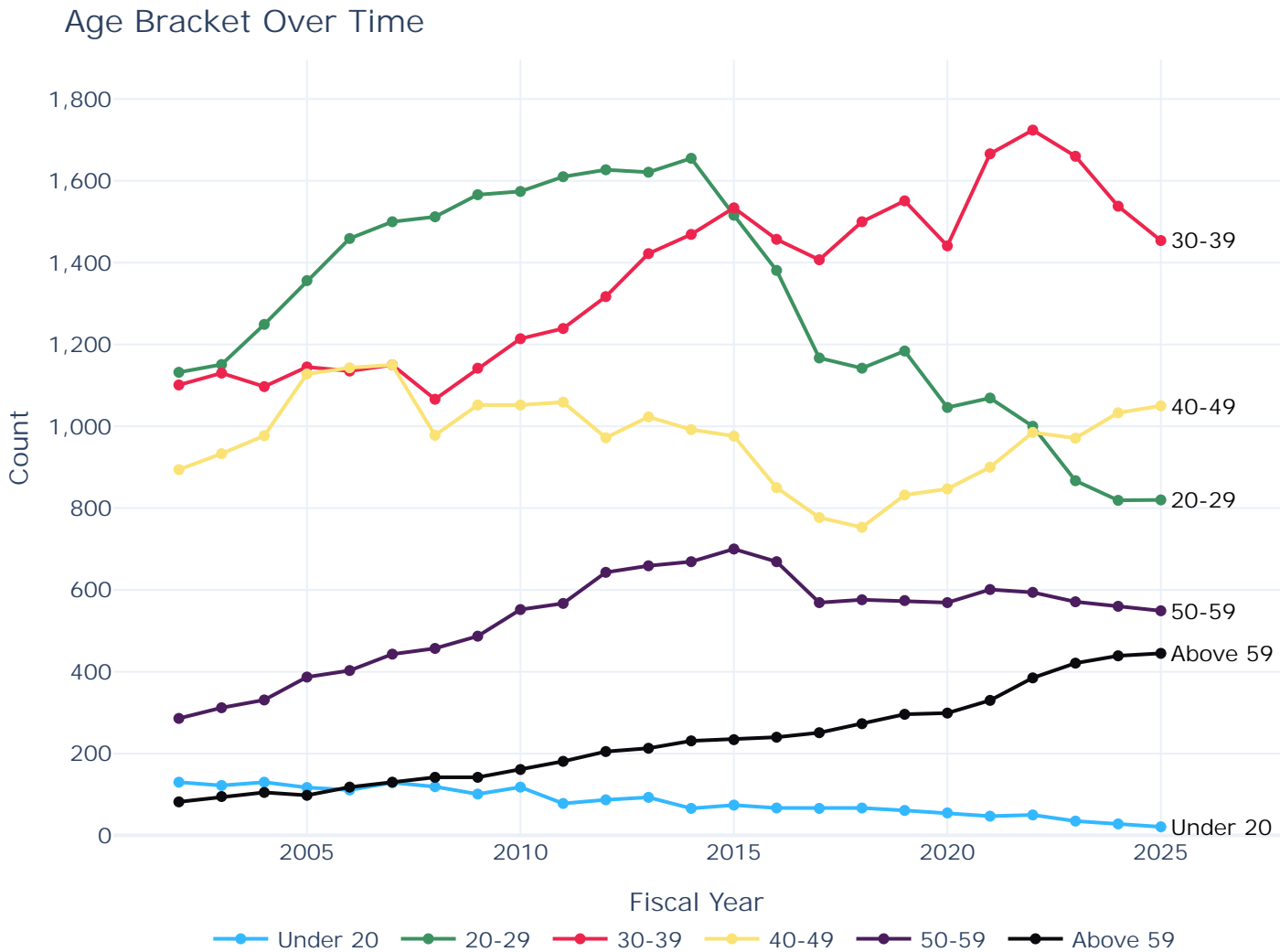
Length of Stay Distribution



Prison Population By Legal Status



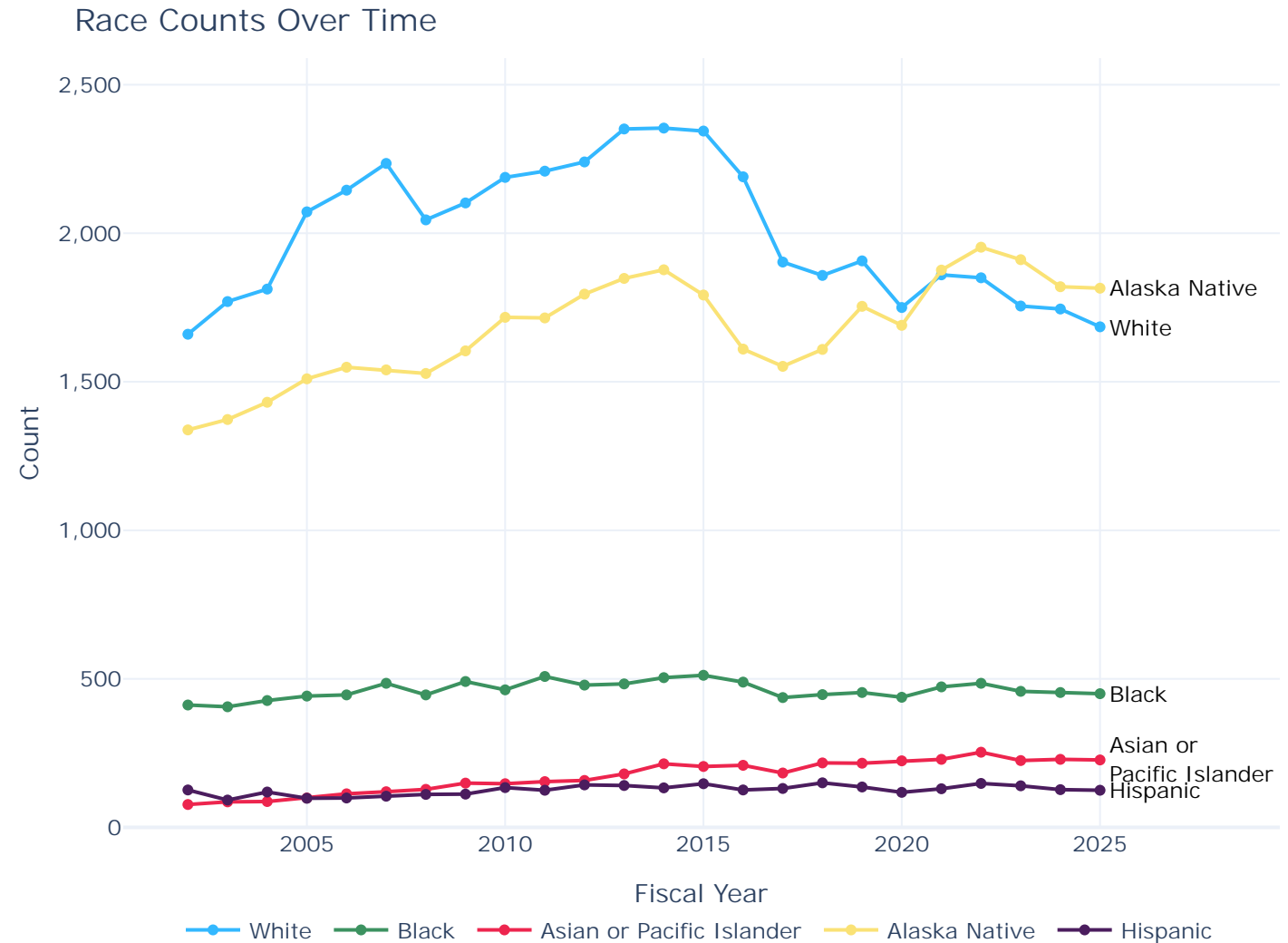
Prison Population By Age



The Average Age of Alaska’s Inmate Population Is Increasing. Over the past five years, the number of inmates **aged 29** and under has steadily declined. In contrast, the **40–49** and **59+** age groups have experienced consistent growth during the same period. A notable exception to this trend is the **30–39** age group, which nearly doubled from 2008 to 2022, but has declined over the past three years.

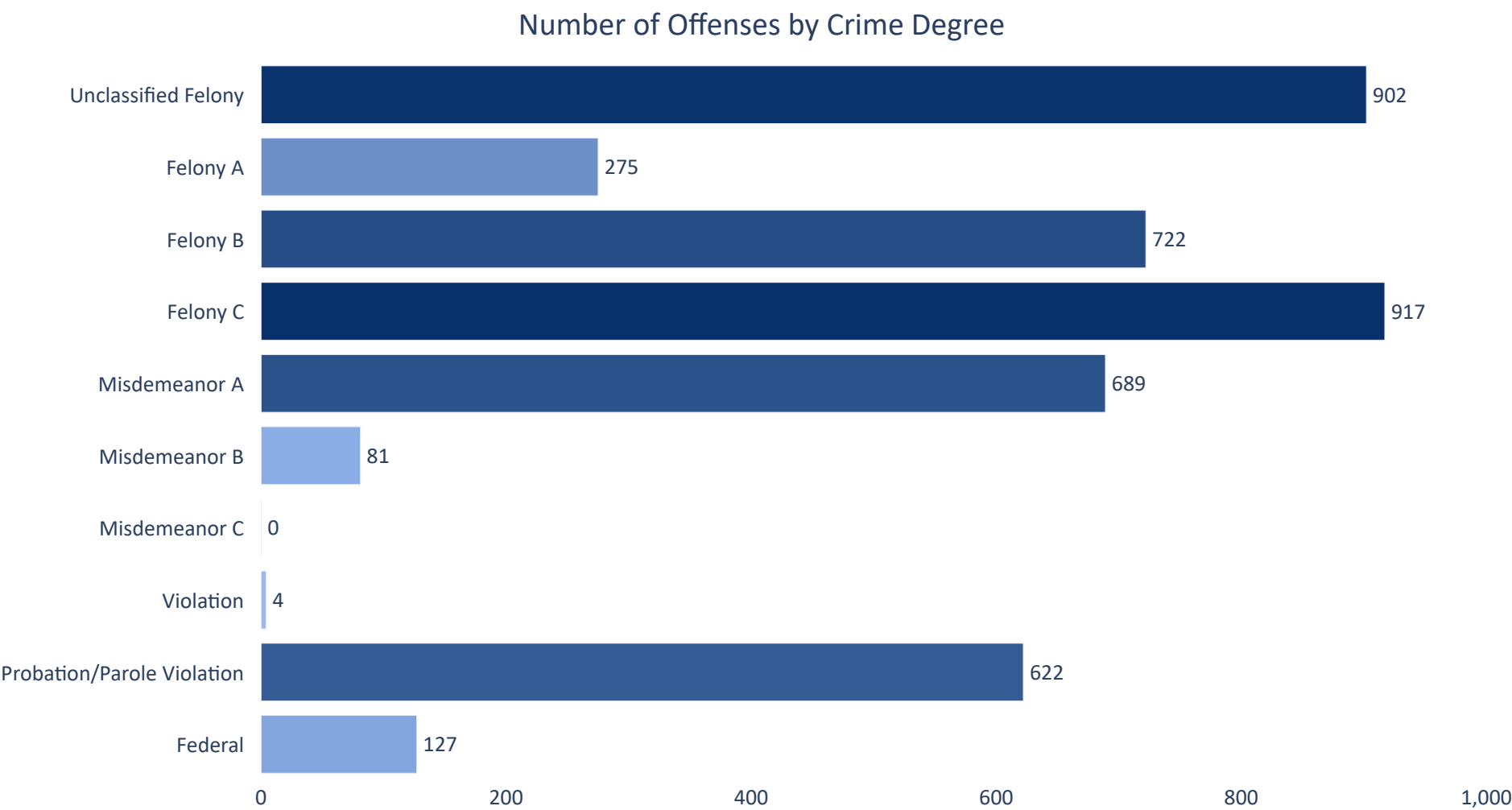
Prison Population By Race

Since 2021, **Alaska Natives** have comprised the **largest share of the state's incarcerated population**. This group began increasing in 2017 and peaked in 2022 before beginning a modest decline. The **White** inmate population—historically the largest demographic group—has shown a similar trend line to Alaska Natives, declining sharply since 2015, but in contrast, never rebounding to its previous population post decline. In the past decade, Alaska Natives made up roughly the same number of incarcerated inmates, while the number of White incarcerated inmates has dramatically decreased. The representation of other racial groups has remained relatively stable over the same period.



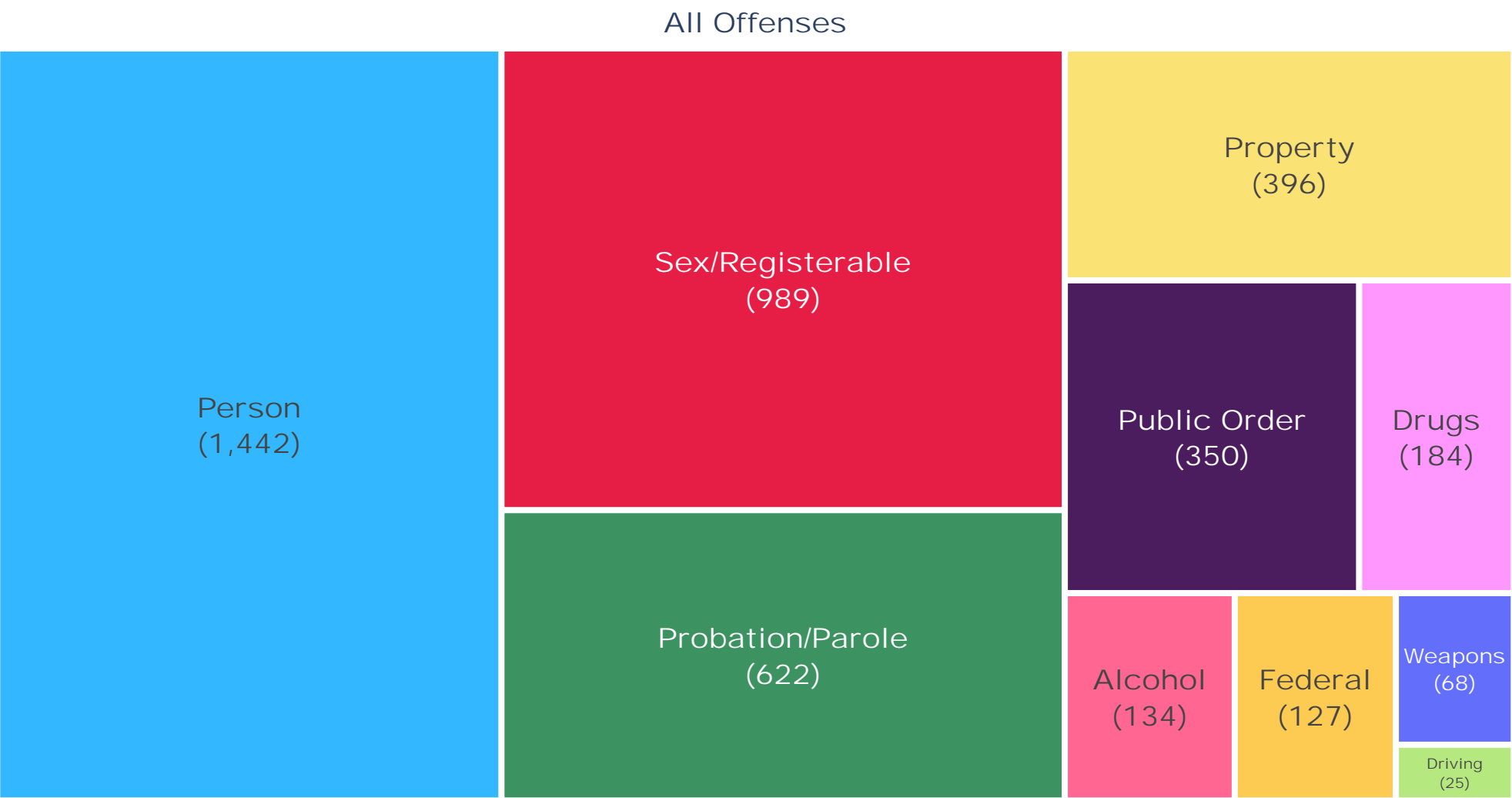
Offense Level of Prison Population

July 1, 2025



Offense Class of Prison Population

July 1, 2025



Note: There were 2 Sex/Non-Registerable offenses not pictured above.

Community Residential Centers and Electronic Monitoring

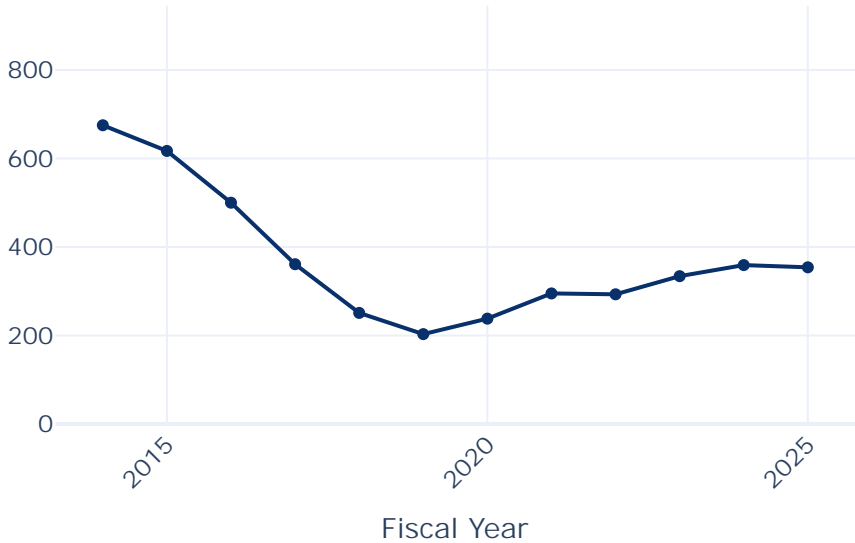
The Alaska Department of Corrections is committed to a proactive reentry process that supports individuals transitioning out of incarceration by providing them with the tools needed to be productive, healthy, and contributing members of communities across the state.

This section of the Offender Profile includes information about all offenders incarcerated in Community Residential Centers (CRCs) and four residential treatment centers, The Akeela House, Clitheroe Center, Phillips Ayagnirvik Treatment Center, and Alaska Addiction Rehabilitation Center. It also includes data on those under electronic monitoring (EM) who are entered into the ACOMS database.

CRC services in Alaska are provided through relatively open facilities located in neighborhoods and rely heavily on community resources to provide most of the services required by offenders. Community residential centers must provide offender detention and/or supervision on behalf of the DOC; flexibility in programs which are oriented to the specific needs of each individual in residence; and assistance with all aspects of community transition including employment, housing, and counseling services.

Community Residential Centers at a Glance

CRC Population Over Fiscal Years

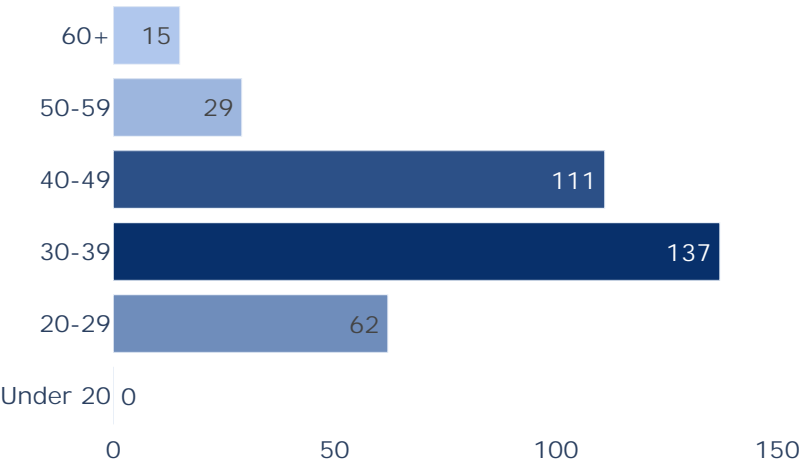


On July 1, 2025, the community residential centers had **10%** female offenders compared to **9%** in institutions.

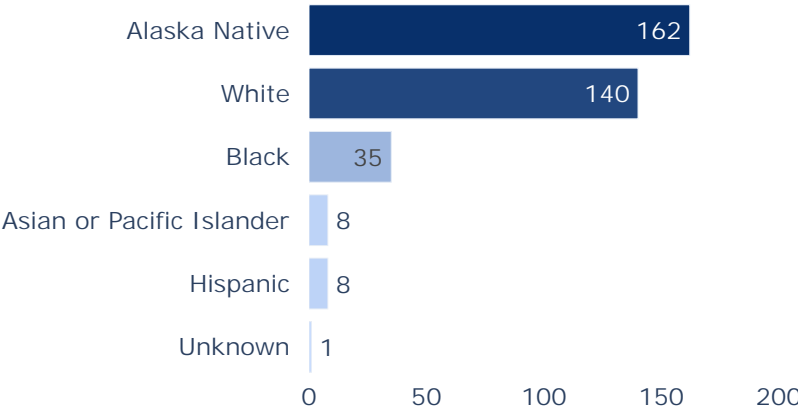


2 offenders in CRC's identified as Transgender or Non-binary at the time of this count, not pictured above

The largest age group in community residential centers was **30-39 (39.0%)**.

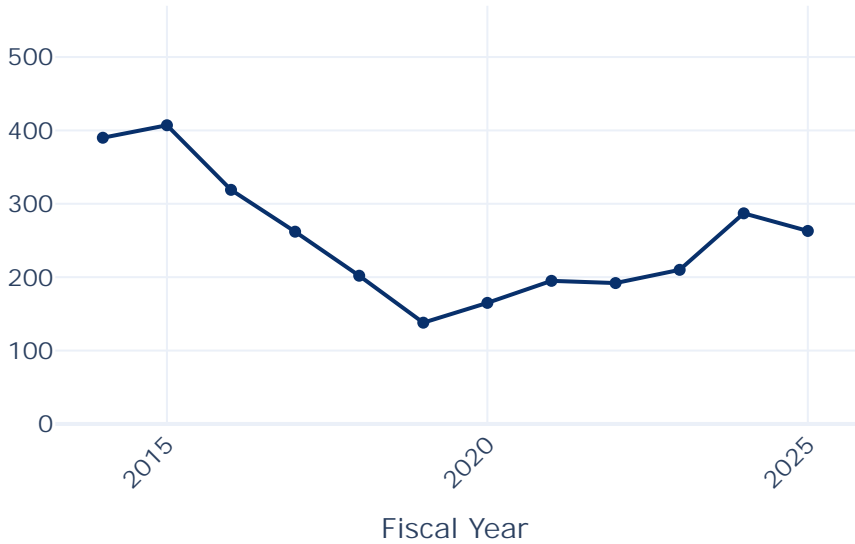


The two largest racial groups in community residential centers were **Alaska Native (45.8%)** and **White (39.5%)**, together accounting for **85.3%** of the total CRC population.

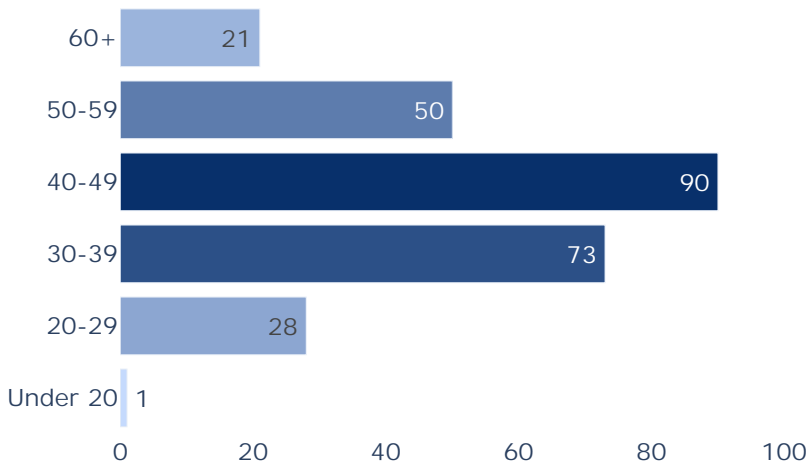


Electronic Monitoring at a Glance

EM Population Over Fiscal Years



On July 1, 2025, in the electronic monitoring program the largest age group was **40-49 (34.2%)**.

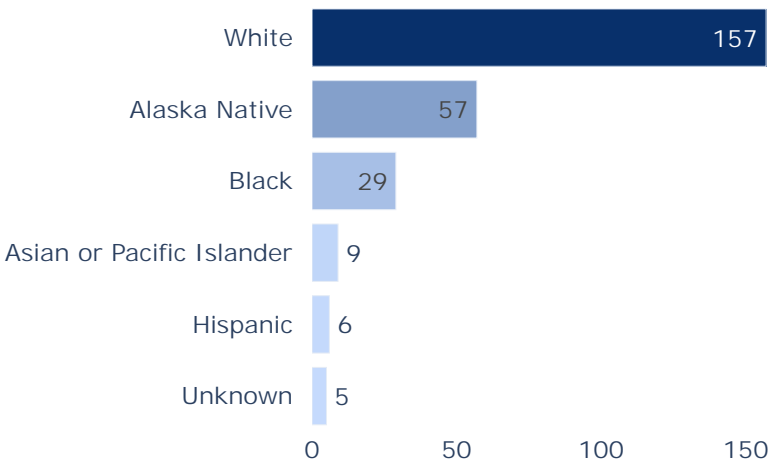


On July 1, 2025, the electronic-monitoring program had **16.0%** female offenders compared to **9%** in institutions.



0 offenders on EM identified as Transgender or Non-binary at the time of this count, not pictured above

The two largest racial groups were **White (59.7%)** and **Alaska Native (21.7%)**, together representing **81.4%** of the EM population.



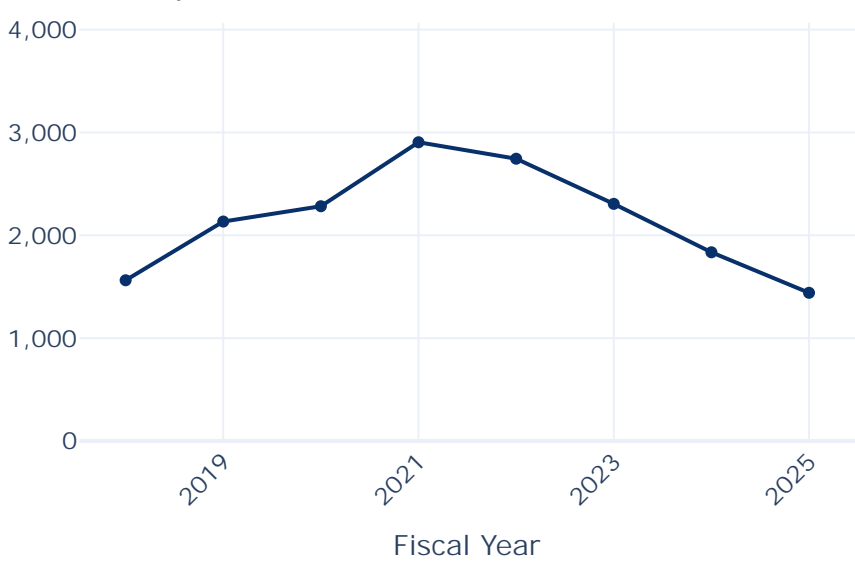
Pretrial, Probation & Parole

The Alaska Department of Corrections, Division of Pretrial, Probation & Parole, strives to help provide positive change in every town, village, and neighborhood in Alaska by enhancing public safety, assisting the court with the fair administration of justice for victims and defendants, and by providing quality supervision that holds defendants accountable, while connecting them to community partners and resources that can provide the tools for long-term change and success.

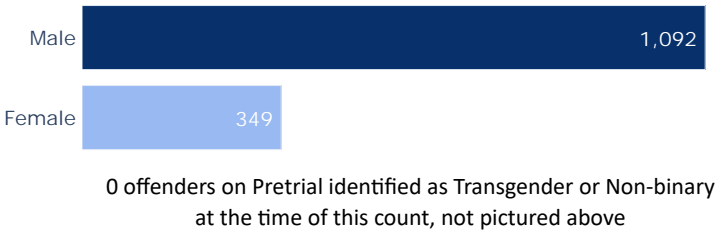
This section includes information about all pretrial defendants, probationers, and parolees under the supervision of Pretrial, Probation & Parole Services who are entered into the ACOMS database. It consists of a snapshot of pretrial defendants, probationers, and parolees entered into the ACOMS database on or before July 1, 2025. The Alaska Native race category includes a small number of Native Americans not indigenous to Alaska.

Pretrial at a Glance

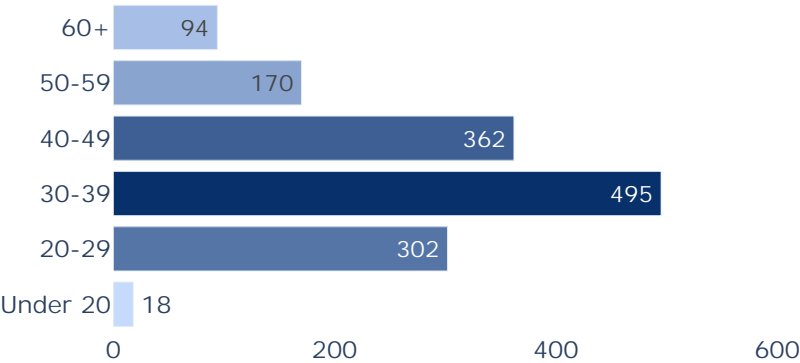
Pretrial Population Over Fiscal Years



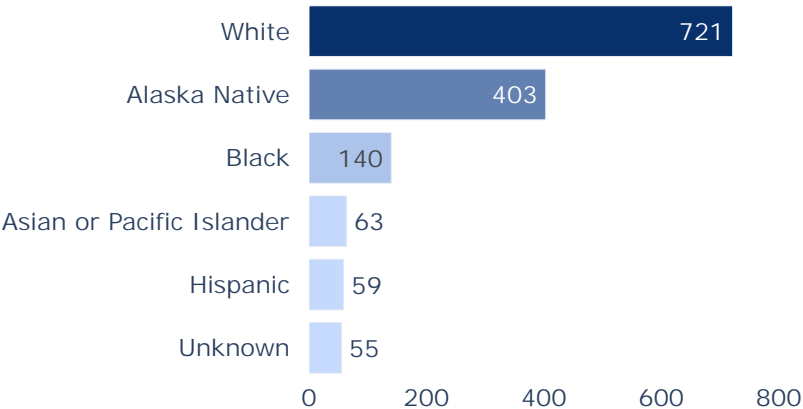
On July 1, 2025, the pretrial program had **24.2%** female offenders and **75.8%** male offenders.



On July 1, 2025, the largest pretrial age group was **30-39 (34.4%** of the total pretrial population).

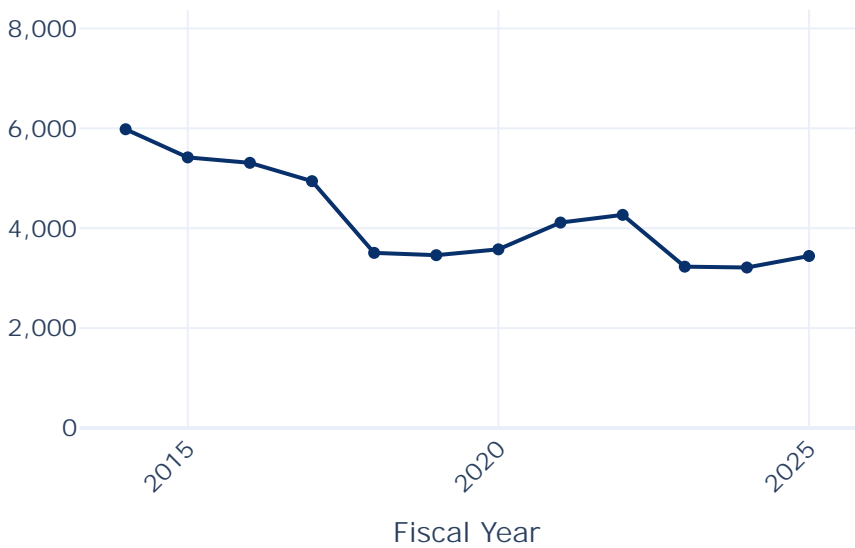


The two largest racial groups in the pretrial population were **White (50.0%)** and **Alaska Native (28.0%)**, together representing **78.0%** of the total pretrial population.



Probation & Parole at a Glance

Probation & Parole Population Over Fiscal Years

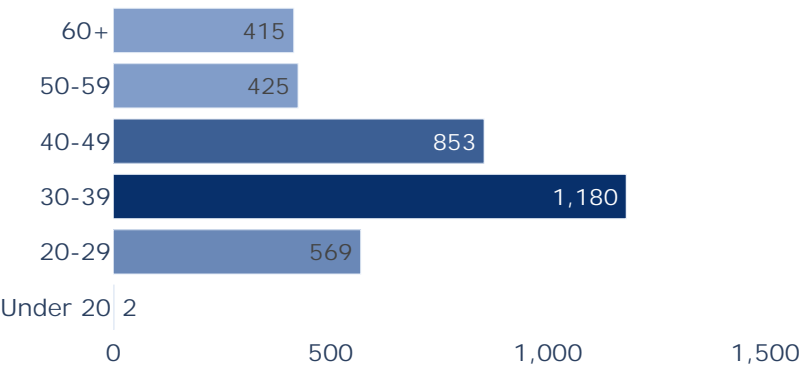


On July 1, 2025, the Probation & Parole program had **17.9%** female offenders and **82.0%** male offenders.

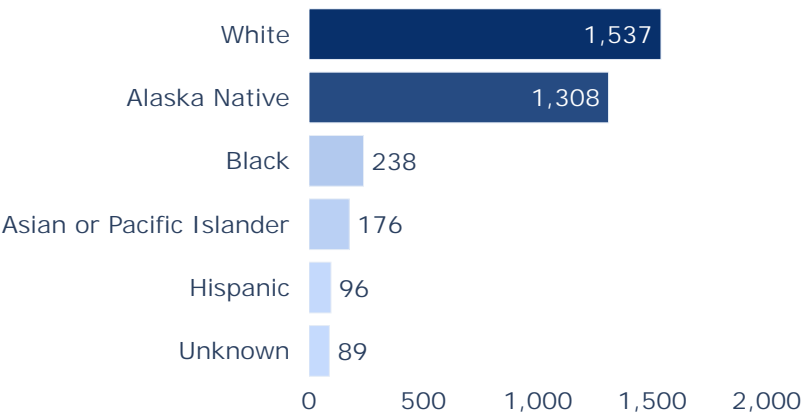


3 offenders on Probation or Parole identified as Transgender or Non-binary at the time of this count, not pictured above

On July 1, 2025, the largest Probation & Parole age group was **30-39 (34.3%** of the total population).



The two largest racial groups in the Probation & Parole population were **White (44.6%)** and **Alaska Native (38.0%)**, together representing **82.6%** of the total population.



Recidivism

Recidivism, defined as the recurrence of criminal behavior following release, is analyzed in this report using data from the Alaska Corrections Offender Management System (ACOMS). To ensure consistency, the report relies on the Department's prior definition of recidivism, which encompasses the re-incarceration of convicted felons within three years of release as a result of a new sentence, including parole or probation adjudications.

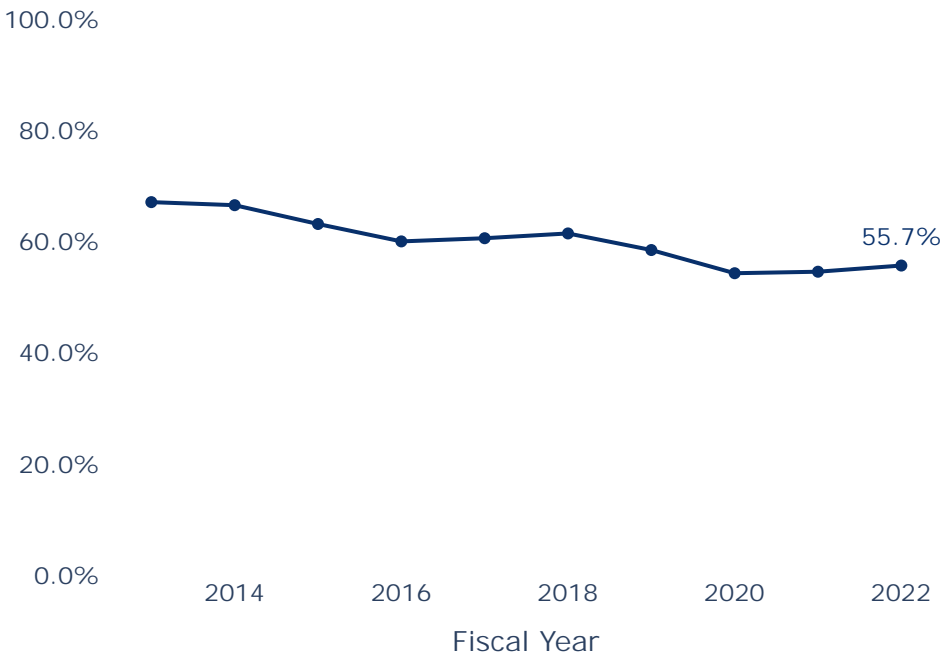
For recidivism analysis based on the current statute, AS 44.19.649 (2), please refer to the works of the Alaska Criminal Justice Data Analysis Commission.

<https://www.ajc.state.ak.us/datacommission>

<https://www.akleg.gov/basis/statutes.asp#44.19.649>

Felony Recidivism Rate

Recidivism Rate Over Time



Since the start of reporting this metric in 2013, Alaska has seen a clear long-term decline in recidivism among individuals releasing from felony sentences. While FY21 (54.59%) and FY22 (55.70%) show a small increase from FY20's unusually low rate—a year shaped by COVID-related conditions and temporary federal supports—the broader trend over the past decade remains downward. These year-to-year shifts are expected and should not be viewed as a reversal of progress.

Alaska DOC tracks recidivism to understand how well rehabilitation opportunities offered while incarcerated along with reentry programs and Probation & Parole supervision support successful transitions back into the community. Lower recidivism contributes to safer neighborhoods, reduced crime, more effective use of public funds, and it reflects the Department's ongoing efforts to improve outcomes for those leaving custody.

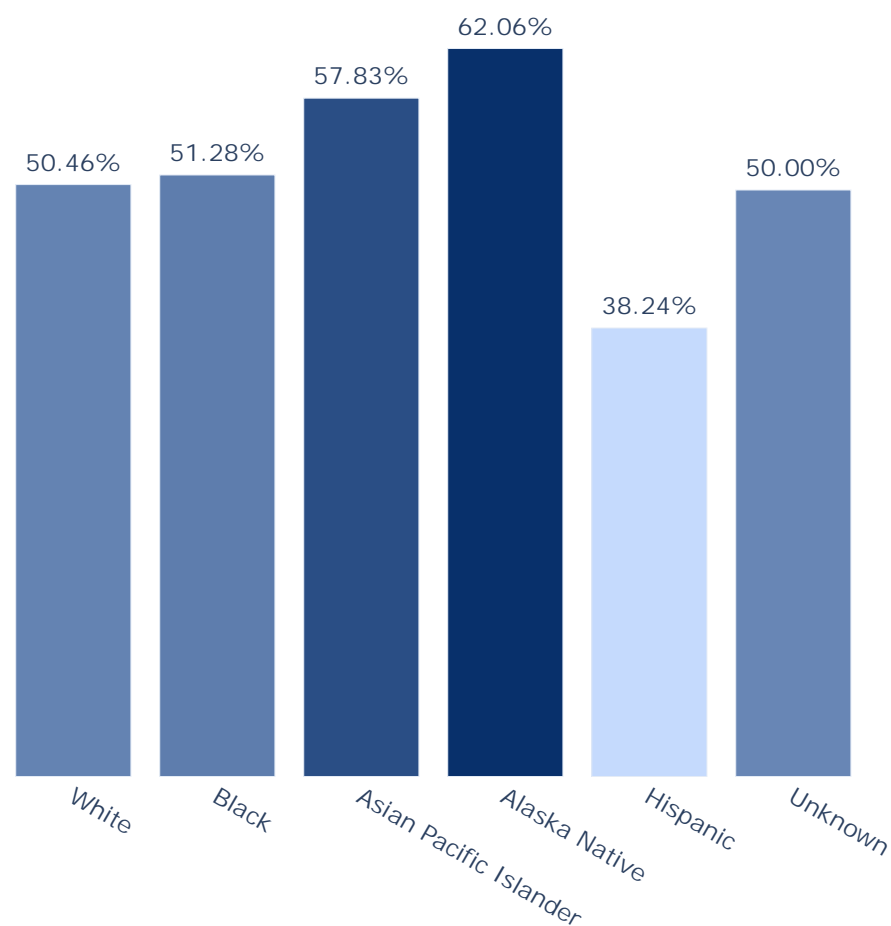
It is also important to note that recidivism cannot be reliably compared across states. The Council of State Governments Justice Center explains that “each state defines reincarceration slightly differently across three dimensions: (1) who is included, (2) length of follow-up period, and (3) type of reincarceration event that is included. Recidivism rates should not be compared across states.”¹ **Alaska's unified prison and jail system further distinguishes it from most states.** For this reason, Alaska DOC focuses on consistent, transparent measurement within Alaska and continues to prioritize evidence-based programming, strong community partnerships, and practices that support safer communities statewide.

¹ Council of State Governments Justice Center. *50 States, 1 Goal: Recidivism Rates* (p. 4). <https://csgjusticecenter.org/publications/50-states-1-goal/>

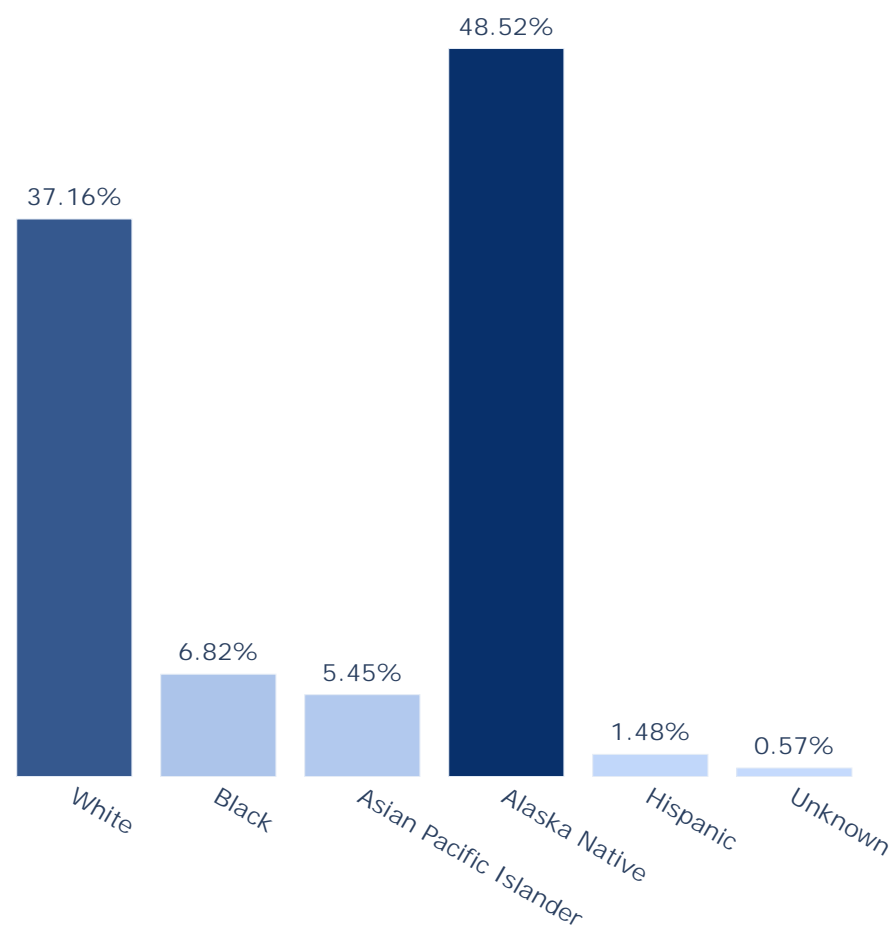
Recidivism By Race

The fiscal year 2022 releases cohort recidivism analysis reveals that **Alaska Native** experienced the highest recidivism rate (**62.06%**) while **Hispanic** had the lowest (**38.24%**). In terms of contribution to total recidivism, **Alaska Native** accounted for **48.52%** of all recidivated cases.

Recidivism Rate by Race (FY2022)



Proportion of Total Recidivism by Race (FY2022)



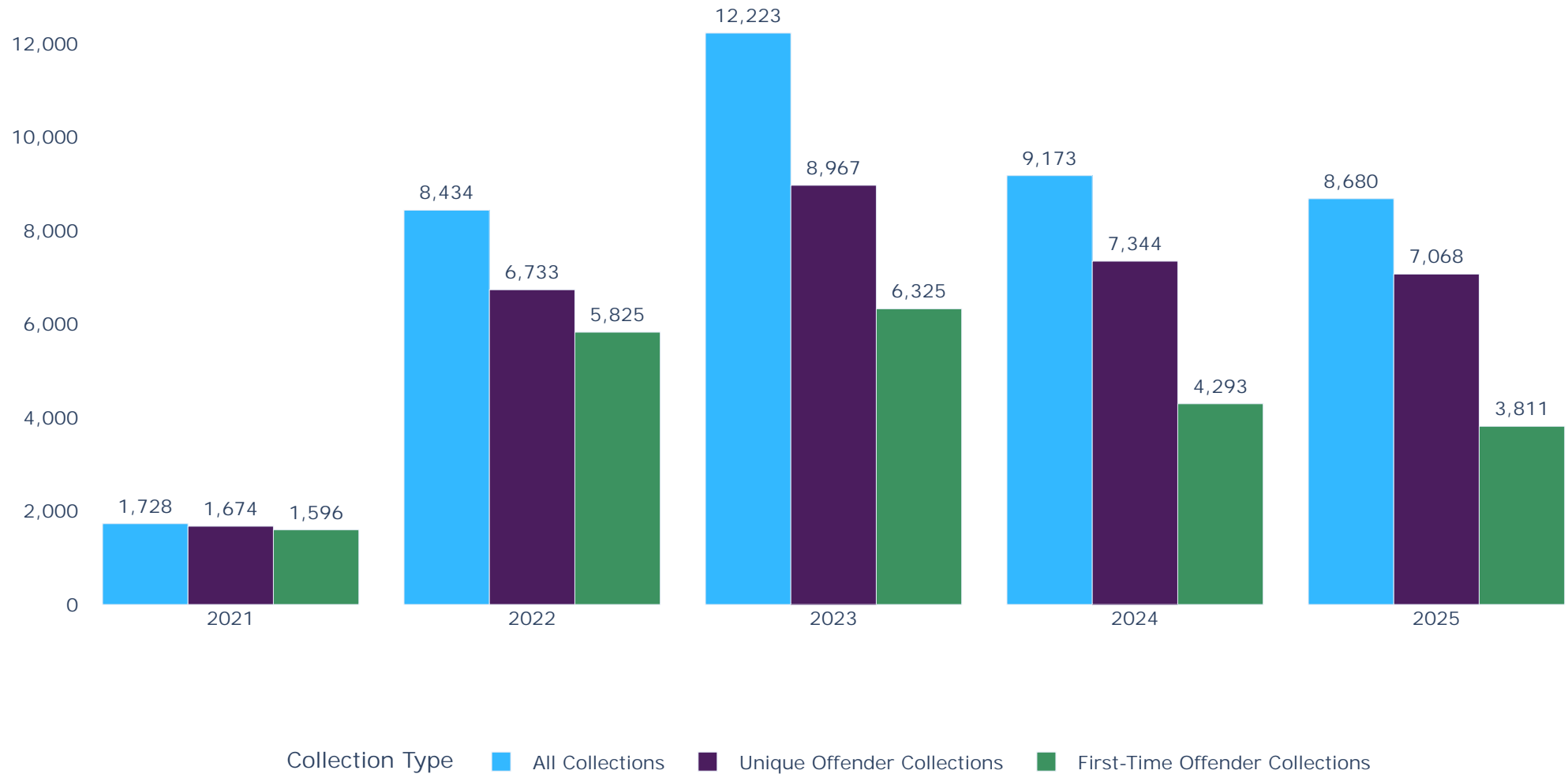
DNA Collection

Collecting DNA from convicted offenders is a trusted and effective tool that helps protect communities, solve crimes, and uphold justice with fairness and accuracy. For nearly three decades, the State of Alaska has built a robust DNA database, collecting thousands of samples to support public safety and serve the broader public interest.

In 2021, renewed commitment from state leadership elevated the prioritization of DNA collection, ensuring consistent collection for all eligible offenses. These efforts reflect Alaska's ongoing dedication to using science and technology to strengthen our justice system and keep our communities safe.

DNA Collections Over Time

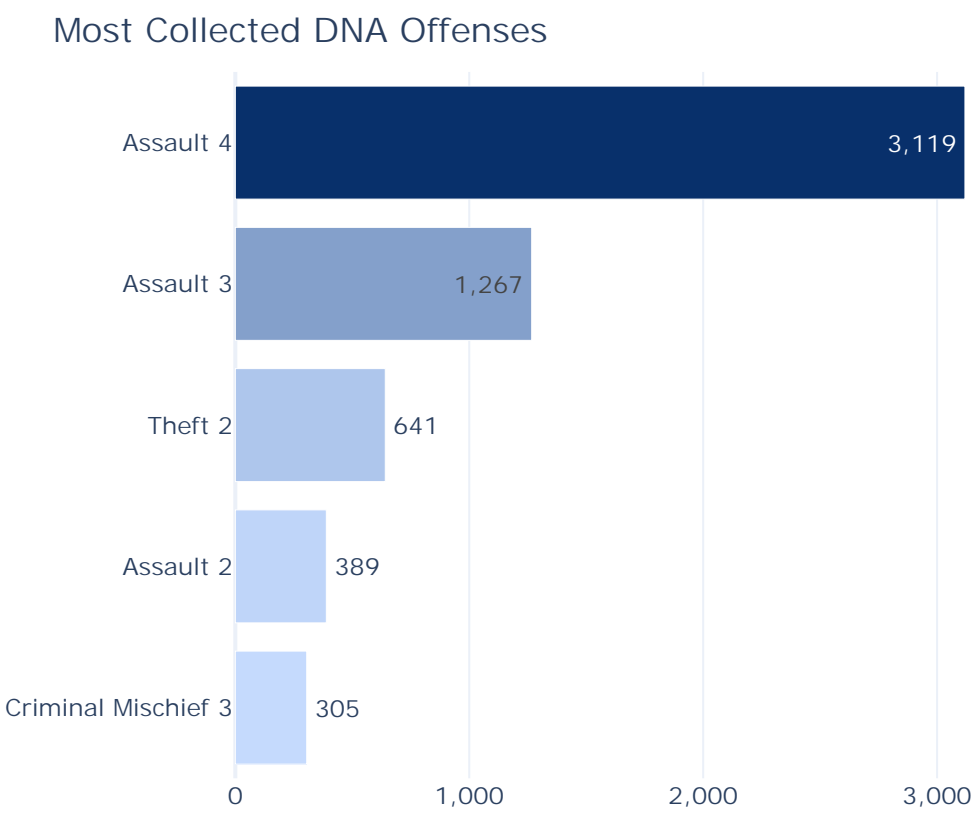
(July 1 - June 30)



DNA at a Glance

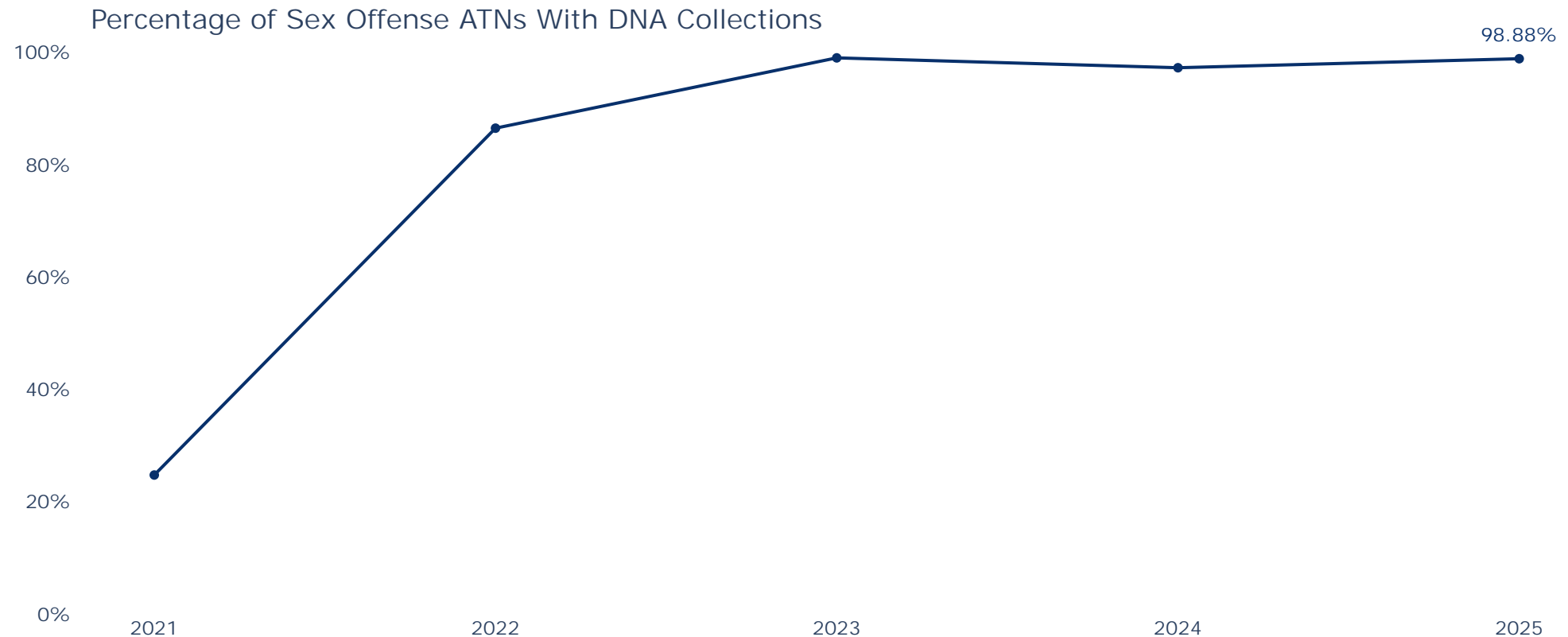
DNA is collected for each arrest with an offense that requires DNA collection. If a person is arrested for multiple cases, each with DNA eligible offenses, one DNA swab can be used against all of those cases. DNA would be collected from that person again should they be arrested in the future for another DNA qualifying offense. Because of this, DNA can be collected from the same individual multiple times in one year. In FY2025, 2 individuals had their DNA collected for 8 separate arrests.

FY25 Collections Offenders	
1	5,889
2	902
3	202
4	54
5	16
6	3
8	2



DNA Collection Rate: Sex Offenses

In recent years, the State of Alaska has implemented targeted operational improvements to increase DNA collection rates for individuals arrested for sexual offenses. These efforts emphasize standardized intake procedures, statutory compliance, and timely collection of required DNA samples.



Appendix

The appendix presents raw data that supports the analysis and visuals throughout this report. By separating the data, we offer stakeholders the opportunity to examine the detailed figures behind the findings. While graphs highlight key insights, the Alaska Department of Corrections is dedicated to providing data for analysis and further exploration. This approach ensures that decisions within Alaska's correctional system are rooted in accurate, accessible data.

Data: Institutions

July 1, 2025

Age	Count
Under 20	15
20-29	783
30-39	1,414
40-49	1,109
50-59	546
60+	472

Gender	Count
Male	3,945
Female	385
Other	9

Legal Status	Count
Inmate	2,405
Unsentenced	1,805
Federal	127
Title-47	2

Race	Count
Alaska Native	1,815
White	1,685
Black	450
Asian or Pacific Islander	227
Hispanic	125
Unknown	37

Location	Count
Goose Creek CC	1,164
Anchorage CC	780
Palmer CC	492
Wildwood CC	412
Spring Creek CC	375
Hiland Mountain CC	310
Fairbanks CC	219
Yukon-Kuskokwim CC	156
Anvil Mountain CC	133
Lemon Creek CC	117
Mat-Su Pretrial	72
Pt. Mackenzie CF	64
Ketchikan CC	45

Data: Community Residential Centers

July 1, 2025

Age	Count
Under 20	0
20-29	62
30-39	137
40-49	111
50-59	29
60+	15

Gender	Count
Male	317
Female	35
Other	2

Race	Count
Alaska Native	162
White	140
Black	35
Hispanic	8
Asian or Pacific Islander	8
Unknown	1

Location	Count
Parkview Center	105
Cordova Center	70
North Star Center	60
Tundra Center	39
Glacier Manor	34
Seaside Center	27
Midtown Center	19

Data: Electronic Monitoring

July 1, 2025

Age	Count
Under 20	1
20-29	28
30-39	73
40-49	90
50-59	50
60+	21

Gender	Count
Male	220
Female	43

Race	Count
White	157
Alaska Native	57
Black	29
Asian or Pacific Islander	9
Hispanic	6
Unknown	5

Location	Count
Anchorage	110
Fairbanks	44
Palmer	43
Kenai	39
Juneau	15
Ketchikan	7
EM Parkview Center	3
EM Northstar Center	1
Alaska Addiction Rehabilitation Center	1

Data: Pretrial

July 1, 2025

Age	Count
Under 20	18
20-29	302
30-39	495
40-49	362
50-59	170
60+	94

Gender	Count
Male	1,092
Female	349

Race	Count
White	721
Alaska Native	403
Black	140
Asian or Pacific Islander	63
Hispanic	59
Unknown	55

Location	Count
Anchorage Pretrial	578
Palmer Pretrial	228
Fairbanks Pretrial	183
Kenai Pretrial	159
Juneau Pretrial	115
Ketchikan Pretrial	51
Dillingham Pretrial	33
Valdez PD Pretrial	32
Craig PD Pretrial	27
Kodiak Pretrial	27
Bethel Pretrial	3
Nome Pretrial	2
Kodiak PD Pretrial	2
Wrangell PD Pretrial	1

Data: Probation and Parole

July 1, 2025

Age	Count
Under 20	2
20-29	569
30-39	1,180
40-49	853
50-59	425
60+	415

Gender	Count
Male	2,825
Female	616
Other	3

Race	Count
White	1,537
Alaska Native	1,308
Black	238
Asian or Pacific Islander	176
Hispanic	96
Unknown	89

Location	Count
Anchorage	1,408
Fairbanks	445
Palmer	396
Kenai	313
Juneau	243
Bethel	136
Nome	110
Utqiagvik	101
Kodiak	81
Ketchikan	72
Dillingham	59
Kotzebue	40
Sitka	40

Data: Recidivism Returns by Fiscal Year

(July 1 - June 30)

Offenders Returning to Incarceration Within Three Years of Release

Fiscal Year	Released	Returned	Return Rate (%)
2016	3,686	2,213	60.04
2017	2,973	1,802	60.61
2018	2,735	1,691	61.47
2019	2,575	1,506	58.49
2020	2,062	1,120	54.32
2021	1,839	1,004	54.59
2022	1,580	880	55.70

Data: Cohort Offenses - Alcohol Pg.1

July 1, 2025

Offense	Male	Female	Other	Total
DUI	61	9	0	70
DWI	6	1	0	7
Felony DUI - 2+ Priors	41	6	0	47
Felony Refusal Of Chem Test- 2+ Priors	1	0	0	1
Import Alcohol - Dry Area - Small Amt	0	1	0	1
Minor Consuming/Possessing Alcohol	1	1	0	2
OMVI	1	0	0	1
Prohibition Of Importation After Election	1	0	0	1
Purchase Alcohol From Non-Licensee	1	0	0	1

Data: Cohort Offenses - Alcohol Pg.2

July 1, 2025

Offense	Male	Female	Other	Total
Refusal To Submit To Chemical Test	1	1	0	2
Sex Off Furn Alco Pers<21 Local Option	1	0	0	1
Total	115	19	0	134

Data: Cohort Offenses - Driving

July 1, 2025

Offense	Male	Female	Other	Total
Abandonment Unlawful	1	0	0	1
Drive w/o Valid Operator License	1	0	0	1
Driving With License Canc/Revoked/Susp/Ltd	16	0	0	16
Insurance Or Other Security Required	1	0	0	1
Leave Accident w/o Assisting Injured	2	0	0	2
Leave Scene Of Crash	1	0	0	1
Reckless Driving	2	0	0	2
Remove/Falsify VEH ID Number	1	0	0	1
Total	25	0	0	25

Data: Cohort Offenses - Drugs

July 1, 2025

Offense	Male	Female	Other	Total
Attempted Misconduct Involving Controlled Substance 2	17	5	0	22
Attempted Misconduct Involving Controlled Substance 3	11	2	0	13
Attempted Misconduct Involving Controlled Substance 4	3	0	0	3
Conspiracy Drugs Third Degree	1	0	0	1
Misconduct - Controlled Substance 1	3	0	0	3
Misconduct - Controlled Substance 2	36	10	0	46
Misconduct - Controlled Substance 3	34	12	0	46
Misconduct - Controlled Substance 4	34	2	0	36
Misconduct - Controlled Substance 5	11	3	0	14
Total	150	34	0	184

Data: Cohort Offenses - Federal

July 1, 2025

Offense	Male	Female	Other	Total
Federal	109	18	0	127
Total	109	18	0	127

Data: Cohort Offenses - Person Pg.1

July 1, 2025

Offense	Male	Female	Other	Total
Assault 1	73	9	0	82
Assault 2	72	8	0	80
Assault 3	235	13	0	248
Assault 4	251	22	1	274
Assault In The Presence Of A Child	0	1	0	1
Attempted Assault 1	1	0	1	2
Attempted Assault 2	13	2	0	15
Attempted Assault 3	3	0	0	3
Attempted Kidnapping	2	0	0	2

Data: Cohort Offenses - Person Pg.2

July 1, 2025

Offense	Male	Female	Other	Total
Attempted Murder 1	40	2	0	42
Attempted Murder 2	1	0	0	1
Attempted Robbery 1	5	1	0	6
Attempted Robbery 2	8	3	0	11
Attempted Stalking 1-Violation Of Court Order	1	0	0	1
Coercion	12	0	0	12
Conspiracy Robbery 1	1	0	0	1
Criminally Negligent Homicide	12	1	0	13
Harassment-Offensive Touch Thru Clothes	1	0	0	1

Data: Cohort Offenses - Person Pg.3

July 1, 2025

Offense	Male	Female	Other	Total
Indecent Expose To Over 16 Year Old	0	1	0	1
Kidnapping	23	3	0	26
Manslaughter	41	2	0	43
Murder 1	224	12	0	236
Murder 2	215	22	0	237
Neglect- Inadequate Supervision	1	4	0	5
Reckless Endangerment	5	2	0	7
Robbery 1	42	2	0	44
Robbery 2	42	1	0	43

Data: Cohort Offenses - Person Pg.4

July 1, 2025

Offense	Male	Female	Other	Total
Solicitation To Commit Murder 1	1	0	0	1
Stalking 1	2	0	0	2
Stalking 2- Fear For Self Or Family	2	0	0	2
Total	1,329	111	2	1,442

Data: Cohort Offenses - Probation/Parole

July 1, 2025

Offense	Male	Female	Other	Total
Probation/Parole Violation	539	83	0	622
Total	539	83	0	622

Data: Cohort Offenses - Property Pg.1

July 1, 2025

Offense	Male	Female	Other	Total
Arson 1- Danger Of Serious Injury	0	2	0	2
Arson 2- Damage Building w/ Intent	1	2	0	3
Arson 3-Burn Motor Vehicle Public Land	1	0	0	1
Arson 3-Burn/Expl Vehicle Private Land	1	0	0	1
Attempted Arson 1	2	1	0	3
Attempted Arson 2	1	1	0	2
Attempted Auto Theft 1st	17	1	0	18
Attempted Burglary 1	5	0	0	5
Attempted Burglary 2	3	0	0	3

Data: Cohort Offenses - Property Pg.2

July 1, 2025

Offense	Male	Female	Other	Total
Attempted Criminal Mischief 3	1	0	0	1
Attempted Forgery 1	1	0	0	1
Attempted Fraud Use Stolen Accss Dev/ID Under \$75	0	1	0	1
Attempted Scheme To Defraud	0	1	0	1
Attempted Theft 1	1	0	0	1
Attempted Theft 2	3	1	0	4
Burglary 1	49	1	0	50
Burglary 2	31	8	0	39
Conceal Merch- Firearm	1	0	0	1

Data: Cohort Offenses - Property Pg.3

July 1, 2025

Offense	Male	Female	Other	Total
Conceal Merch- Value \$250-\$749	1	0	0	1
Concealment Of Merchandise \$50+	1	0	0	1
Criminal Impersonation 2	1	0	0	1
Criminal Mischief 1	3	0	0	3
Criminal Mischief 3	16	2	0	18
Criminal Mischief 4	6	2	0	8
Criminal Mischief 5	6	1	0	7
Criminal Trespass 1	8	2	0	10
Criminal Trespass 1	4	0	0	4

Data: Cohort Offenses - Property Pg.4

July 1, 2025

Offense	Male	Female	Other	Total
Criminal Trespass 2	8	4	0	12
Criminal Trespass 2	1	1	0	2
Criminally Negligent Burning	0	0	1	1
Criminally Negligent Burning 2	1	0	0	1
Forgery 1	2	0	0	2
Forgery 2	1	4	0	5
Fraud Use Access Device- Under \$1000	0	1	0	1
Fraudulent Use Of Stolen Access Device	2	2	0	4
Larceny Value <\$250	1	0	0	1

Data: Cohort Offenses - Property Pg.5

July 1, 2025

Offense	Male	Female	Other	Total
Removal Of Merchandise \$50+	3	0	0	3
Resist Arrest By Hiding/Barricading	1	0	0	1
Retain Lost Property Under \$250 w/Priors	1	0	0	1
Scheme To Defraud	0	1	0	1
Theft 1	10	1	0	11
Theft 2	52	10	1	63
Theft 3	29	6	0	35
Theft 4	8	4	0	12
Theft Of Lost/Mislaid Property \$50+	1	0	0	1

Data: Cohort Offenses - Property Pg.6

July 1, 2025

Offense	Male	Female	Other	Total
Theft Of Svcs, Deception/Force/Thrt \$50+	1	0	0	1
Unauthorized Use Of Access Device	0	1	0	1
Vehicle Theft 1	41	3	0	44
Vehicle Theft 2	3	0	0	3
Total	330	64	2	396

Data: Cohort Offenses - Public Order Pg.1

July 1, 2025

Offense	Male	Female	Other	Total
Attempt	1	0	0	1
Attempted Escape 2	12	3	0	15
Attempted Escape 3	3	4	0	7
Attempted Fail To Stop At Direction Of Officer	1	1	0	2
Attempted Terror Threat 2-Cause Fear Person Injury	2	0	0	2
Attempted Unlawful Evasion 1	2	2	0	4
Compounding-Bribe To Conceal Crime	1	0	0	1
Criminal Mischief 4	20	2	0	22
Criminal Trespass 1	0	1	0	1

Data: Cohort Offenses - Public Order Pg.2

July 1, 2025

Offense	Male	Female	Other	Total
Criminal Trespass 2	1	0	0	1
Disord Conduct- Create Hazard Condition	2	0	0	2
Disord Conduct-Loud Noise, Publ/Priv	1	0	0	1
Disorderly Conduct	7	0	0	7
Distribute Indecent Material To Minors	1	0	0	1
Enter/Remain Bus Proerty, Told To Leave	0	1	0	1
Enter/Remain Bus Property In Viol Notice	2	0	0	2
Escape 2	10	2	0	12
Escape 3	26	1	0	27

Data: Cohort Offenses - Public Order Pg.3

July 1, 2025

Offense	Male	Female	Other	Total
Escape 4	2	1	0	3
Fail To Change Mailing Address-Sor	1	0	0	1
Fail To Change Residence Address-Sor	3	0	0	3
Fail To File Verification	3	0	0	3
Fail To Register As Sex Offender 2	1	0	0	1
Fail To Stop At Direction Of Officer 1	44	2	0	46
Fail To Stop At Direction Of Officer 2	11	0	0	11
Fail To Supply Complete/Accurate Info	1	0	0	1
Failure To Appear	2	1	0	3

Data: Cohort Offenses - Public Order Pg.4

July 1, 2025

Offense	Male	Female	Other	Total
Failure To Register As Sex Offender 1	9	0	0	9
Failure To Register As Sex Offender 2	21	0	0	21
False ID Arrest/Detention/Investigation	4	0	0	4
False Info/Rpt	5	0	0	5
Harassment 1	8	0	0	8
Harassment 2	14	3	0	17
Hinder Prosecution 1- Or Apprehension	0	1	0	1
Indecent Prod Pic Brst/Anus/Gntls Minor	1	0	0	1
Interfere w/ Offc Proc- Affect Outcome	1	0	0	1

Data: Cohort Offenses - Public Order Pg.5

July 1, 2025

Offense	Male	Female	Other	Total
Interfere w/ Report Of DV Crime	1	0	0	1
Interstate Custody Compact	2	0	0	2
Perjury	3	0	0	3
Promoting Contraband 1	9	2	0	11
Promoting Contraband 2	5	2	0	7
Resisting Arrest	1	0	0	1
Tamper Phys Evid-Destroy/Alter/Suppress	2	0	0	2
Tamper Witness 1- Influence Testimony	1	0	0	1
Tampering w/ Witness 1	1	0	0	1

Data: Cohort Offenses - Public Order Pg.6

July 1, 2025

Offense	Male	Female	Other	Total
Terroristic Threats 2	6	0	0	6
Trespass - Public Prop/Vehicle Not Open	1	0	0	1
Unlawful Contact 1	10	2	0	12
Unlawful Contact 2	1	0	0	1
Unlawful Evasion 1	8	0	0	8
Unlawful Evasion 2	1	0	0	1
Violate Conditions Of Release	17	4	0	21
Violate Order To Submit To DNA Testing	1	0	0	1
Violate Protective Order	18	4	0	22
Total	311	39	0	350

Data: Cohort Offenses - Sex/Non-Registerable

July 1, 2025

Offense	Male	Female	Other	Total
Indecent Exposure 2	2	0	0	2
Total	2	0	0	2

Data: Cohort Offenses - Sex/Registerable Pg.1

July 1, 2025

Offense	Male	Female	Other	Total
Attempted Exploit Of Minor	1	0	0	1
Attempted Sex Abuse Of Minor 1	32	0	0	32
Attempted Sex Abuse Of Minor 2	51	0	0	51
Attempted Sex Assault 1	24	0	0	24
Attempted Sex Assault 2	18	0	0	18
Distribute Child Pornography	10	0	0	10
Enticement Of A Minor	5	0	0	5
Exploitation Of A Minor	5	0	0	5
Incest	3	0	0	3

Data: Cohort Offenses - Sex/Registerable Pg.2

July 1, 2025

Offense	Male	Female	Other	Total
Indecent Exposure 1	15	0	0	15
Online Enticement Of A Minor	1	0	0	1
Possess Child Pornography	45	0	0	45
Sex Abuse Of Minor 1	199	3	5	207
Sex Abuse Of Minor 2	260	3	0	263
Sex Abuse Of Minor 3	12	0	0	12
Sex Assault 1	148	3	0	151
Sex Assault 2	116	1	0	117
Sex Assault 3	26	0	0	26

Data: Cohort Offenses - Sex/Registerable Pg.3

July 1, 2025

Offense	Male	Female	Other	Total
Sex Trafficking 1	2	0	0	2
Solicitation Sex Assault 2	0	1	0	1
Total	973	11	5	989

Data: Cohort Offenses - Weapons Pg.1

July 1, 2025

Offense	Male	Female	Other	Total
Attempted MISC/Weapons 2- Fire Gun At Building	1	0	0	1
Attempted MISC/Weapons 3-Felon In Possession	1	0	0	1
Attempted Misconduct Involving Wpns 1	2	0	0	2
Attempted Weapons 2	1	0	0	1
Cruelty To Animals-Intimidate/Threaten	0	1	0	1
Disorderly Conduct	0	1	0	1
Make/Provide/Possess Metal Knuckles	1	0	0	1
Misconduct w/ Weapons 1	4	0	0	4
Misconduct w/ Weapons 2	9	1	0	10

Data: Cohort Offenses - Weapons Pg.2

July 1, 2025

Offense	Male	Female	Other	Total
Misconduct w/ Weapons 3	41	3	0	44
Misconduct w/ Weapons 4	2	0	0	2
Total	62	6	0	68