



Alaska Department of  
Corrections  
2021  
Offender Profile



Vigilance - Pride - Dedication

Vol. 018

PREPARED BY: DOC Research & Analysis Unit

DATE: 01 Jan 2022

Trends,  
Counts &  
Percentages

28  
Population  
Data Sets  
from 2021

# The Constitution of the State of Alaska

## Article I Section 12

Excessive bail shall not be required, nor excessive fines imposed, nor cruel and unusual punishments inflicted. Criminal administration shall be based upon the following: the need for protecting the public, community condemnation of the offender, the rights of victims of crimes, restitution from the offender, and the principle of reformation.

The seal of the Alaska Department of Corrections is a large, circular emblem in the background. It features a central shield with a mountain range, a star, and a banner. The words "DEPARTMENT OF CORRECTIONS" are arched at the top, and "ALASKA" is at the bottom. The words "VIGILANCE" and "DEDICATION" are on the left and right sides, respectively. The word "PRIDE" is on a banner at the bottom. The seal is rendered in a light, faded color.

---

**The Alaska Department of Corrections provides secure confinement, reformatory programs, and a process of supervised community reintegration to enhance the safety of our communities.**

**We are trained professionals committed to a safe, open and respectful organization. We are dedicated to public safety and will always respect the rights and dignity of victims of crime. Offenders in our charge will be treated in a safe and humane manner, and will be expected to enhance their ability to reform every day.**

---





## CONTENTS

# 01.

## Trends

Notes, offender population and total admissions found on p. 6-13

# 02.

## Institutions

Address list, Institution numbers, demographics, time served, offense classifications and offense levels found on p. 14-30

# 03.

## Community Residential Centers and Electronic Monitoring

Address list, offender numbers, demographic information, age groups, time served, offense classifications and offense levels found on p. 31-38

# 04.

## Probation and Parole

Notes, supervising authorities and demographics found on p. 39-40

# 05.

## Pretrial Community Supervision

Supervision status, supervision by office and demographic information found on p. 41-42

# 06.

## Recidivism

Notes, general recidivism, race, offense class, exit offense and return offense found on p. 43-46



Select the Department of Corrections seal and return to this page when viewing this report as a PDF. The seal is in the top left corner of each page. Select a content section from above and be taken to that portion of the report.



# State of Alaska Department of Corrections

## BRIEF HISTORY

**U.S. Courthouse Built in Juneau  
1903**

A new U.S. Courthouse is built in Juneau after a fire destroyed the previous federal complex.

**Architectural plans drawn up for the  
Fairbanks Correctional Center.  
1966**

These plans would later be used in the construction of the Lemon Creek Correctional Center in Juneau, Alaska.

**Spring Creek Correctional Center  
construction completed.  
1988**

Located near Seward, this facility is staffed with a team of more than 200 personnel.

**Goose Creek Correctional Center Opens  
July 2012**

Goose Creek Correctional Center is Alaska's largest prison.

**Alaska assumes correctional jurisdiction  
from the Federal Bureau of Prisons.  
January 3, 1959**

The Alaska Constitution stipulates that the Department of Corrections must protect the public and provide for reformation of the offender.

**Wildwood Correctional Complex  
opens as a prison.  
October 1983**

The Wildwood Correctional Complex is now home to a correctional center, pretrial facility, therapeutic community and transitional program.

**The Point MacKenzie Rehabilitation  
Program begins operation.  
1993**

This farm provides offender rehabilitation, vocational training, substance abuse counseling, life skills and work programs.

**The Palmer Correctional Center  
reopens.  
September 16, 2021**







## Introduction

# Highlight on Rehabilitation

## Reducing Recidivism

November 2021 | Department of Corrections Information Officer

**P**ositive steps toward rehabilitation and reducing recidivism are happening at Goose Creek Correctional

Center and Wildwood Correctional Center. The Barber College at GCCC is licensed by the Alaska Barber Board that protects the health of the barbers, clients and institutional personnel as a whole. In the last seven years, inmate barbers have been specially trained to perform safe and sanitary haircuts. Their work experience eventually earns each of them a barber license prior to their release from incarceration.



**"Ninety percent of the released and licensed barber graduates were hired as barbers."**



The positive impact of the program is evident. Ninety percent of the released and licensed barber graduates were hired as barbers. Today, almost all of them continue working in barbershops across Alaska. GCCC employs a responsible inmate, who is already a licensed barber instructor, to teach the school. This opened the door for him to train other inmate barbers to become licensed barber instructors, thereby placing the barber school on a path to perpetual self-sustainment.

More barber instructors can also mean more barber schools. This is already happening. One of the first inmate barber instructors to be trained at GCCC was recently transferred to WCC. Wildwood Correctional Center now has a barber school of its own.

A barber chair sits inside an empty barber shop.



## TRENDS

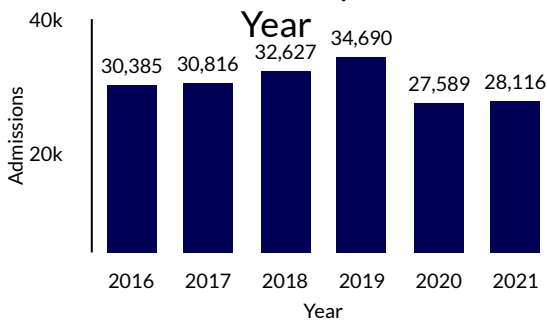
# Offender Population and Admissions

2021 | DOC Research &amp; Analysis Unit

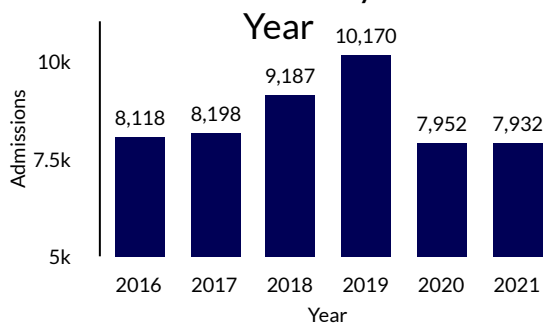
Count and admissions data include information about all offenders under the jurisdiction of the State of Alaska who are entered into the Alaska Corrections Offender Management System, also known as ACOMS. Count information consists of monthly averages and daily counts.

Incarcerated offenders not entered into the ACOMS database when a count is tallied are not included. Admissions data includes all criminal admits, non-criminal admits and federal holds for all offenders, but does not include any transfers from one facility to another.

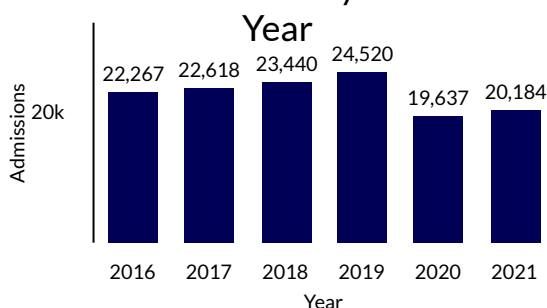
Total Admissions by Calendar



Female Admissions by Calendar



Male Admissions by Calendar



\*Maximum admissions values in the graphs above vary.

5,112

▲ 3%

Offender  
Population  
Daily Average

28,116

▲ 2%

Total  
Admissions

7,932

▼ .25%

Female  
Admissions

20,184

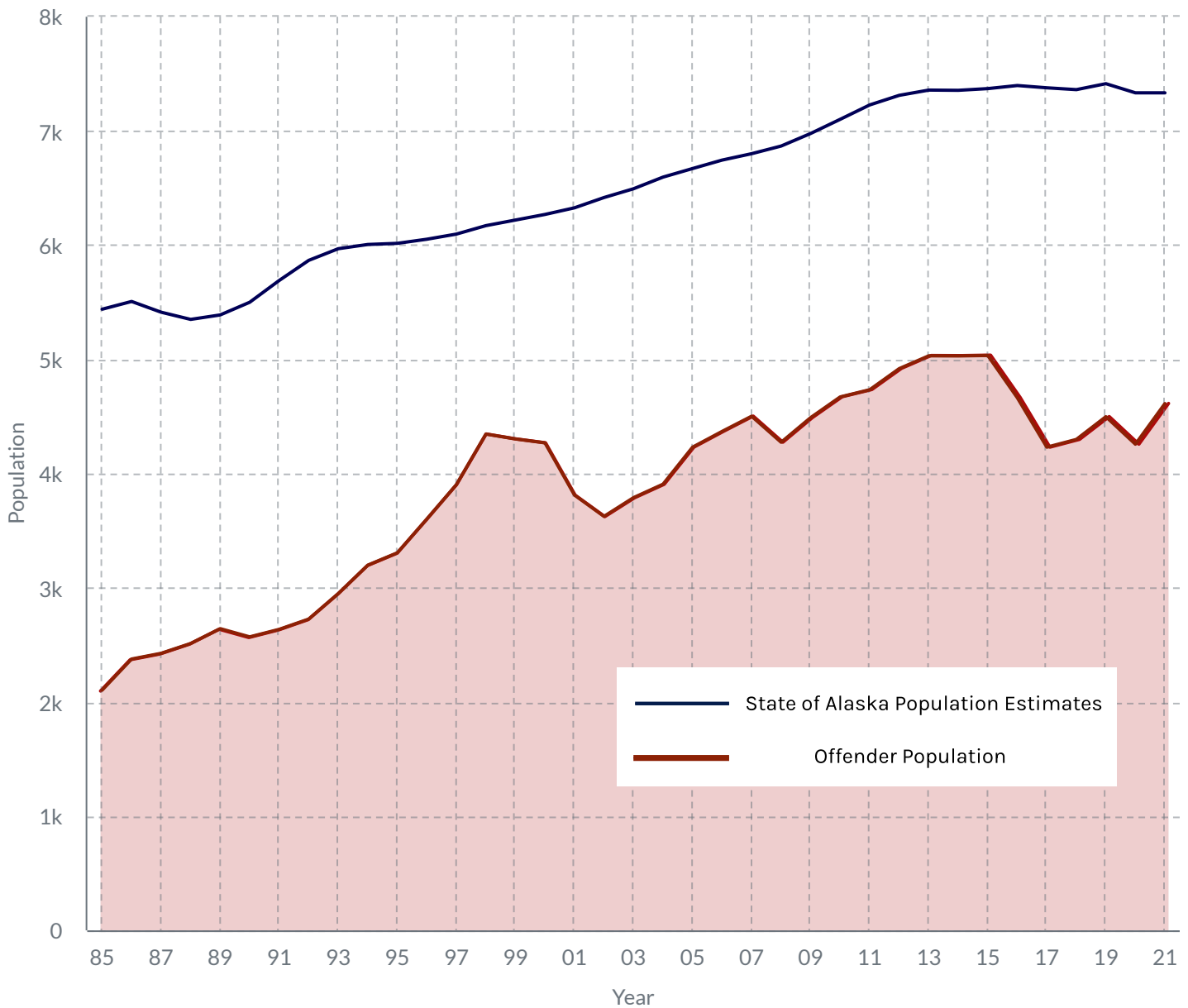
▲ 3%

Male  
Admissions

\* The offender population daily average includes in-state prisons, out-of-state prisons, electronic monitoring, home confinement and community residential centers.  
\*\*Percentages reflect rate of change in annual count from prior year



## State Population Estimates Compared to Offender Population as of July 1, 1985-2021\*



\* Alaska Population (in100's) is estimated by AK Dept. of Labor, Research and Analysis Unit.

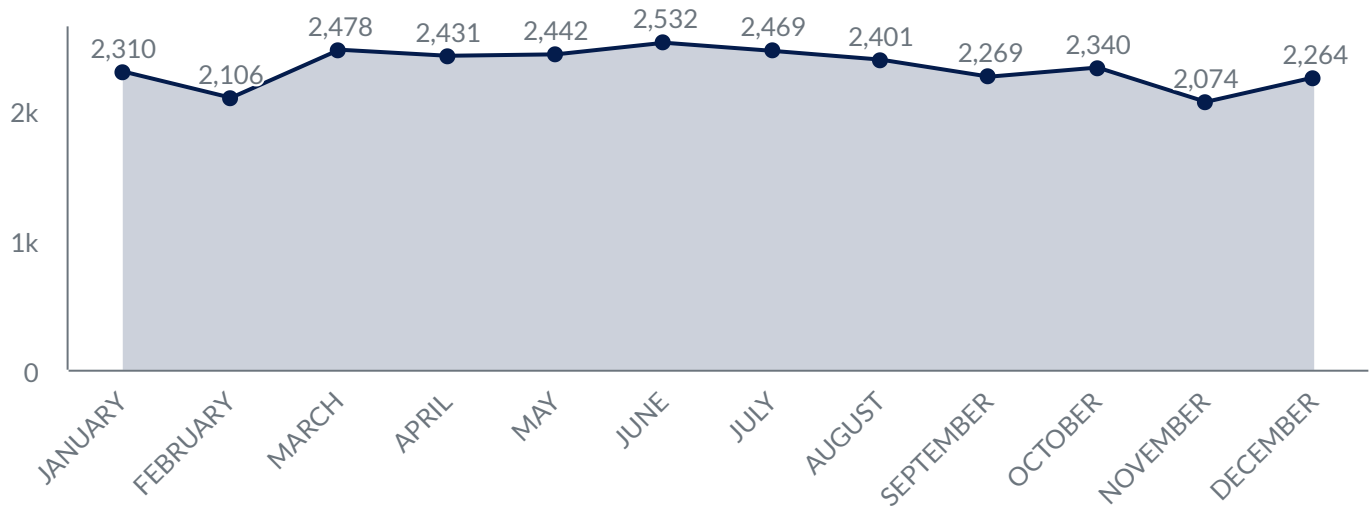
\*\* State population estimates for 2021 were not available at the time this report was created. The 2021 data above was created by using the 2020 state population estimates.

Approximately **6** out of  
every **1,000** Alaskans  
was in a DOC institution on July 1, 2021.





## 2021 Total Admissions by Month



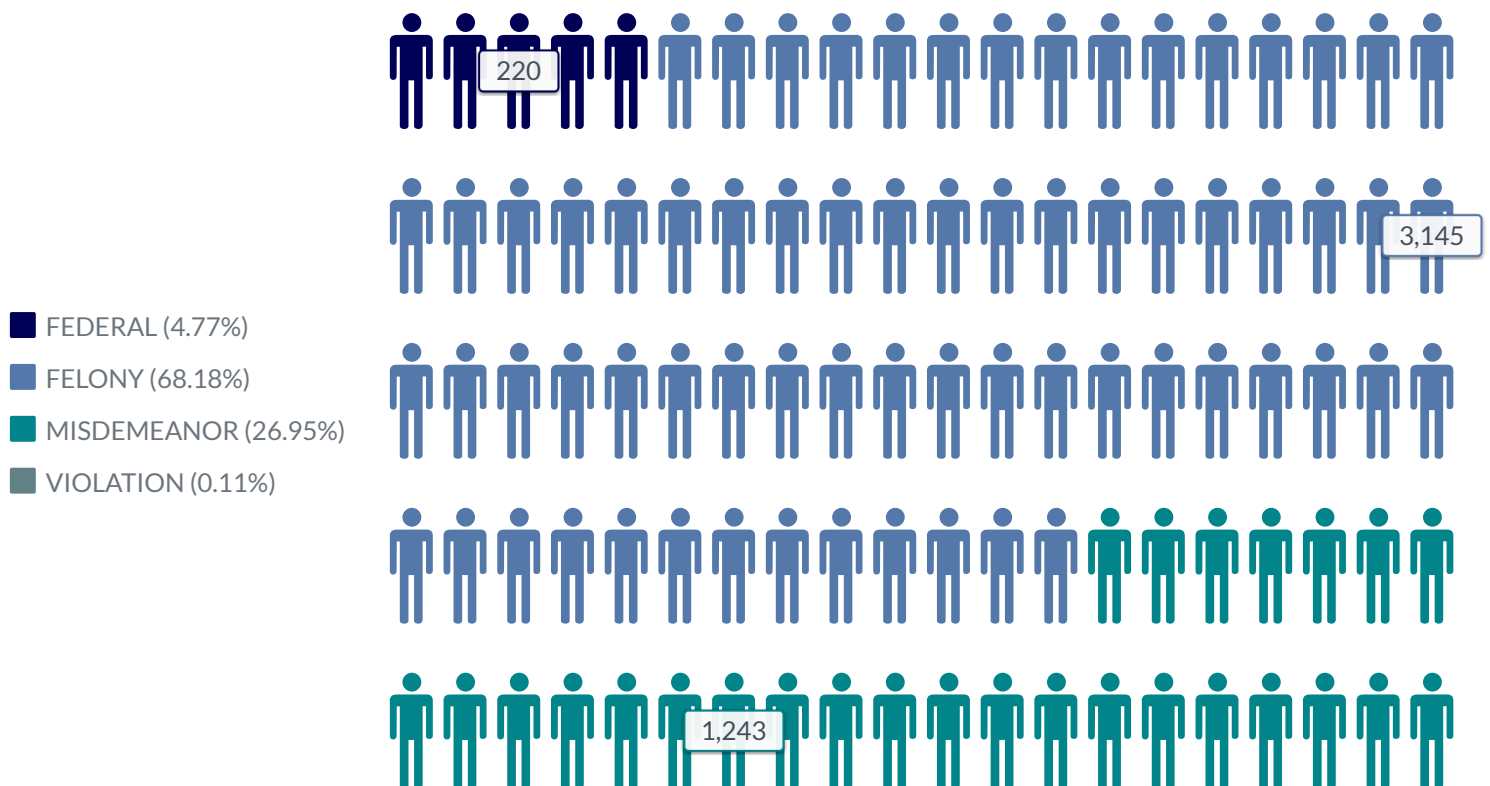
Month	Female	Male	Total
January	693	1,617	2,310
February	551	1,555	2,106
March	690	1,788	2,478
April	689	1,742	2,431
May	709	1,733	2,442
June	713	1,819	2,532
July	707	1,762	2,469
August	667	1,734	2,401
September	619	1,650	2,269
October	649	1,691	2,340
November	567	1,507	2,074
December	678	1,586	2,264
Total	7,932	20,184	28,116



## Counts and Percentages of Offenders in Institutions by Level of Offense: July 1, 2021

Offense Level	Females	% of Females	Males	% of Males	Total	% of Total
Federal	21	4.38%	199	4.81%	220	4.77%
Felony	267	55.74%	2,878	69.62%	3,145	68.18%
Misdemeanor	191	39.87%	1,052	25.45%	1,243	26.95%
Violation	0	0.00%	5	0.12%	5	0.10%
TOTAL	479	100.00%	4,134	100.00%	4,613	100.00%

### Counts and Percentages of Offenders in Institutions by Level of Offense: July 1, 2021

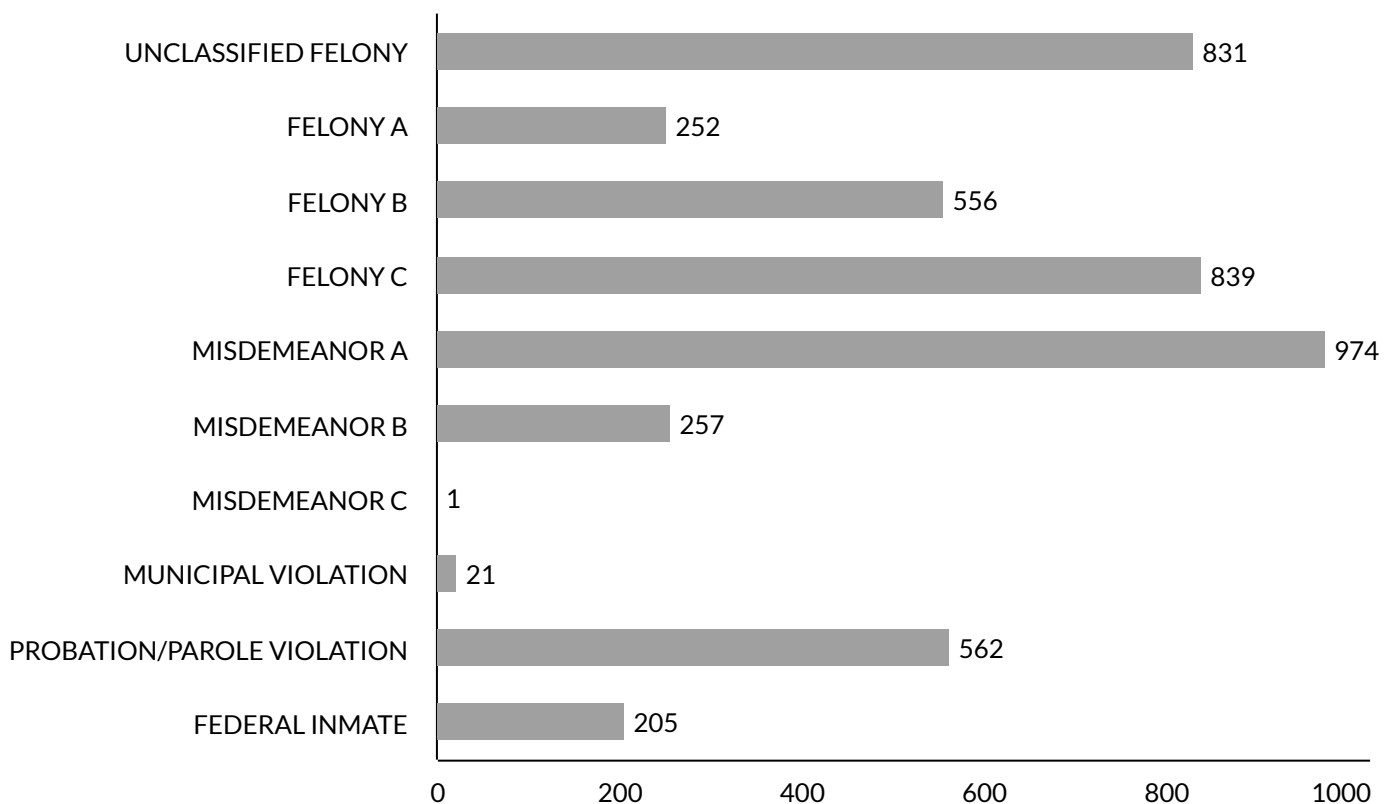




## Counts and Percentages of Offenders in Institutions by Level of Offense: July 1, 2021

Crime Degree Code	Count	Percent
UNCLASSIFIED FELONY	831	18.5%
FELONY A	252	5.6%
FELONY B	556	12.4%
FELONY C	839	18.7%
MISDEMEANOR A	974	21.7%
MISDEMEANOR B	257	5.7%
MISDEMEANOR C	1	0.0%
MUNICIPAL VIOLATION	21	0.5%
PROBATION/PAROLE VIOLATION	562	12.5%
FEDERAL INMATE	205	4.6%

## Prison Population by Crime Degree





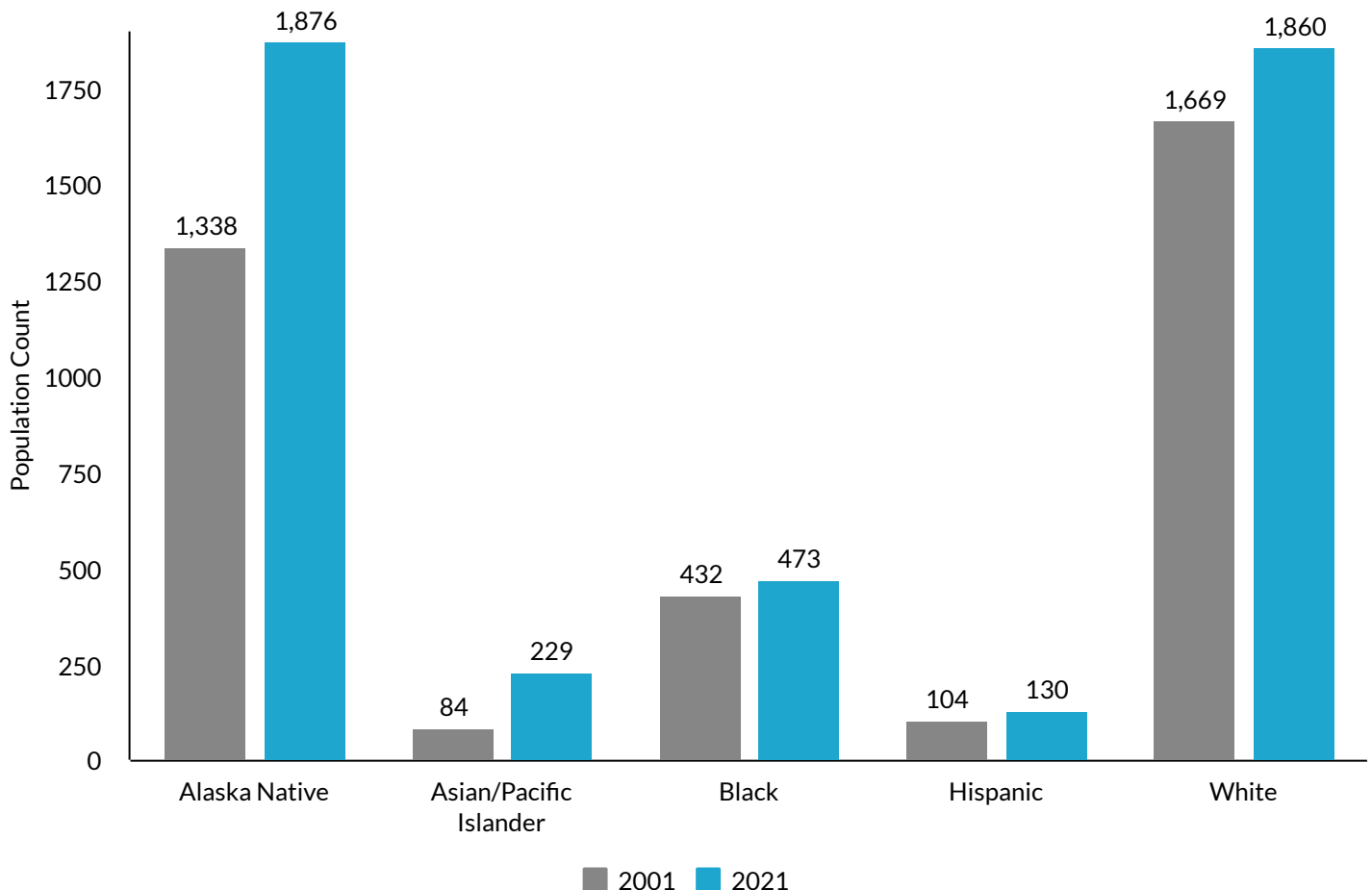


# Counts of Offenders in Institutions by Race/Ethnicity

2021 | Research & Analysis Unit

Race	Total Count	Percent Total
Alaska Native	1,876	40.67%
Asian/Pacific Island	229	4.96%
Black	473	10.25%
Hispanic/Latino	130	2.82%
Other/Unknown	45	.98%
White	1,860	40.32%
TOTAL	4,613	100%

## Total Prison Population Growth by Race/Ethnicity





# Total Prison Population by Race/Ethnicity and Sex

Inmate Total

**4,613**

Male Total

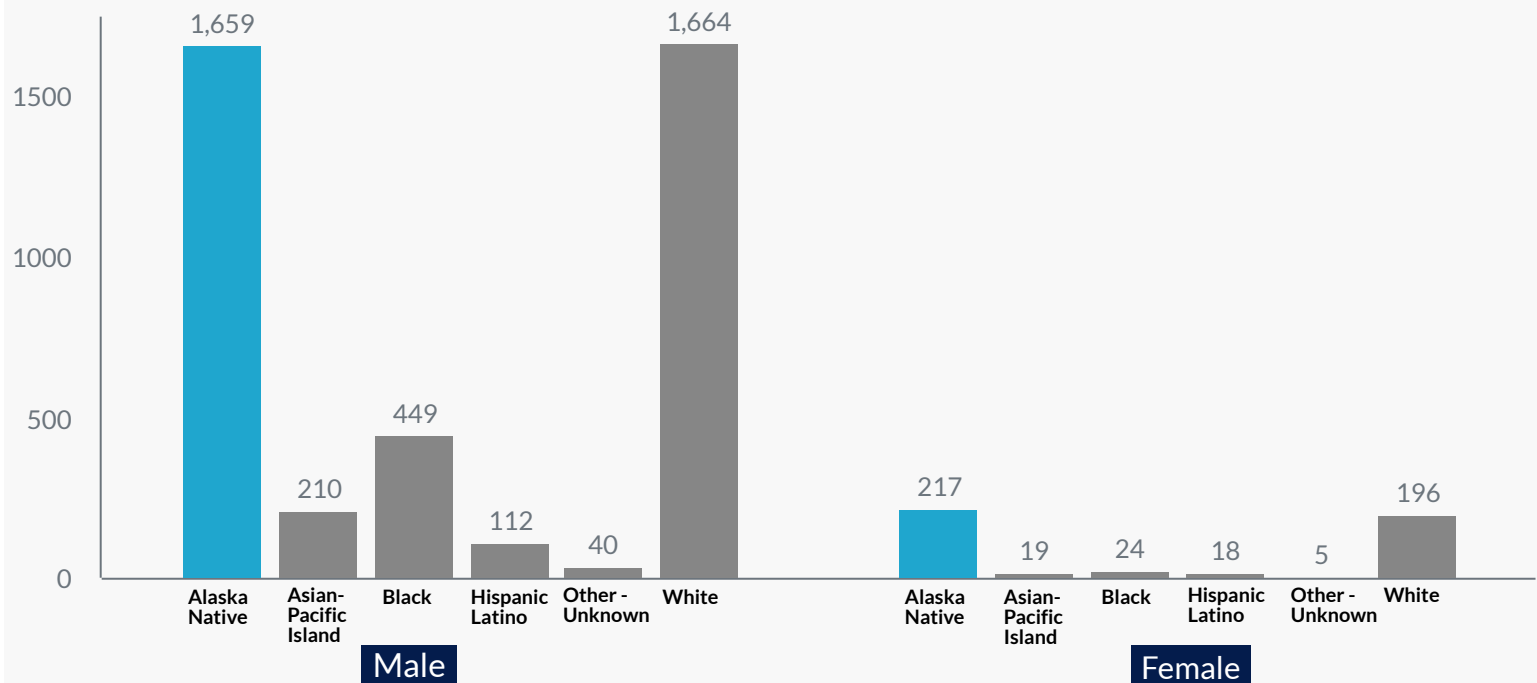
**4,134**

Female Total

**479**

\*Population data as of July 1, 2021

\*\*Blue indicates the population with the highest rate of increase



Alaska Population

**731,545**

Male Total;

**380,433**

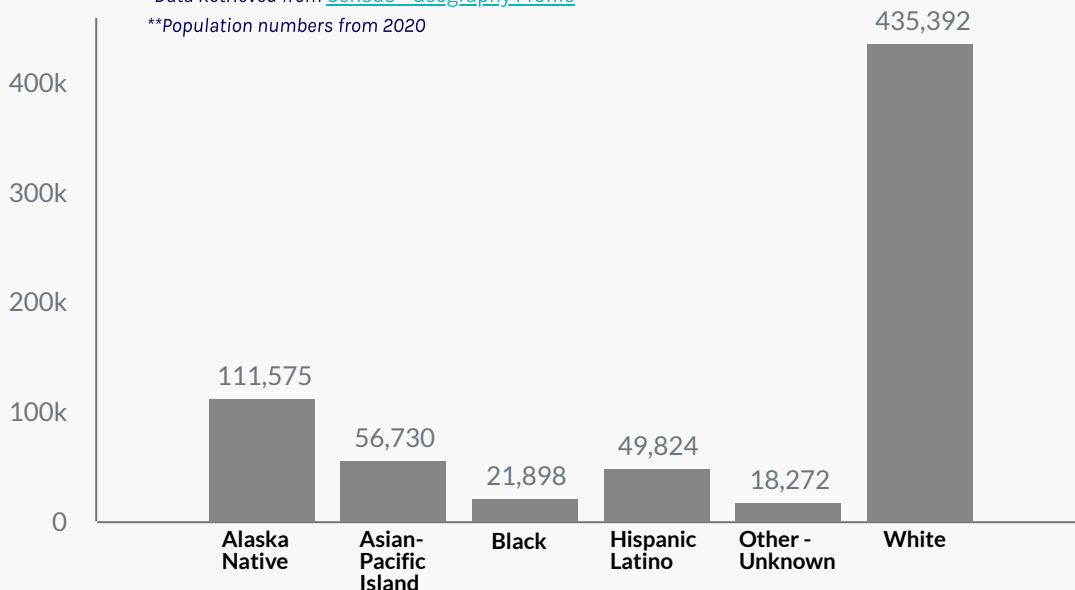
Female Total

**351,112**

## Alaska Population by Race/Ethnicity

\*Data Retrieved from [Census - Geography Profile](#)

\*\*Population numbers from 2020





# State of Alaska Incarceration Rate by Race/Ethnicity

- AK Population Data Retrieved from Census.gov  
- AK Population numbers are from 2020.  
- ACS 1 year experimental data tables were NOT used.  
- AK DOC & US Census Bureau data was used to determine the following numbers.

11 out of every 1,000 Hispanic Alaskans were incarcerated for 1 day or more during FY2021.




16 out of every 1,000 Asian-Pacific Island Alaskans were incarcerated for 1 day or more during FY2021.




18.5 out of every 1,000 White Alaskans were incarcerated for 1 day or more during FY2021.



68 out of every 1,000 Alaskan Natives were incarcerated for 1 day or more during FY2021.



72 out of every 1,000 Black Alaskans were incarcerated for 1 day or more during FY2021.



## Incarcerations by Race/Ethnicity during FY21

Alaska Native	7,837	39%
Asian-Pacific Islander	930	5%
Black	1,625	8%
Hispanic-Latino	560	3%
Other-Unknown	455	2%
White	8,692	43%






INSTITUTIONS

# 2021 Alaska DOC Institution Contact List

2021 | Administration



## Anchorage Correctional Complex

**907-269-4100**  
1400 E. 4th Avenue  
Anchorage, AK 99501

Superintendent  
Arnaldo Hernandez



## Anvil Mountain Correctional Center

**907-443-2241**  
1810 Center Creek Road  
Nome, AK 99762


Superintendent  
Sandra Martinson



## Fairbanks Correctional Complex

**907-458-6700**  
1931 Eagan Avenue  
Fairbanks, AK 99701

Superintendent  
Rob Jeffords



## Goose Creek Correctional Center

**907-864-8134**  
22301 W. Alsop Road  
Wasilla, AK 99654

Superintendent  
Earl Houser



## Hiland Mountain Correctional Center

**907-694-9511**  
9101 Hesterberg Road  
Eagle River, AK 99577


Superintendent  
Brandon Jones



## Ketchikan Correctional Center

**907-228-7350**  
1201 Schoenbar Road  
Ketchikan, AK 99901

Superintendent  
Jessica Mathews



## Lemon Creek Correctional Center

**907-465-6200**  
2000 Lemon Creek Rd.  
Juneau, AK 99801

Superintendent  
Bob Cordle



## Mat-Su Pretrial Facility

**907-745-0943**  
339 E Dogwood Road  
Palmer, AK 99645

Superintendent  
Sheri Olsen



**Palmer  
Correctional  
Center**

**907-745-5054**

P.O. Box 919  
Palmer, AK 99645

Superintendent  
Jason Hamilton



**Pt. Mackenzie  
Correctional  
Farm**

**907-376-8976**

P.O. Box 877730  
Wasilla, AK 99687

Superintendent  
Zane Nighswonger



**Spring  
Creek  
Correctional  
Center**

**907-224-8200**

3600 Bette Cato  
Seward, AK 99664

Superintendent  
James Milburn



**Wildwood  
Correctional  
Complex**

**907-260-7200**

10 Chugach Avenue  
Kenai, AK 99611

Superintendent  
Lynnie Einerson



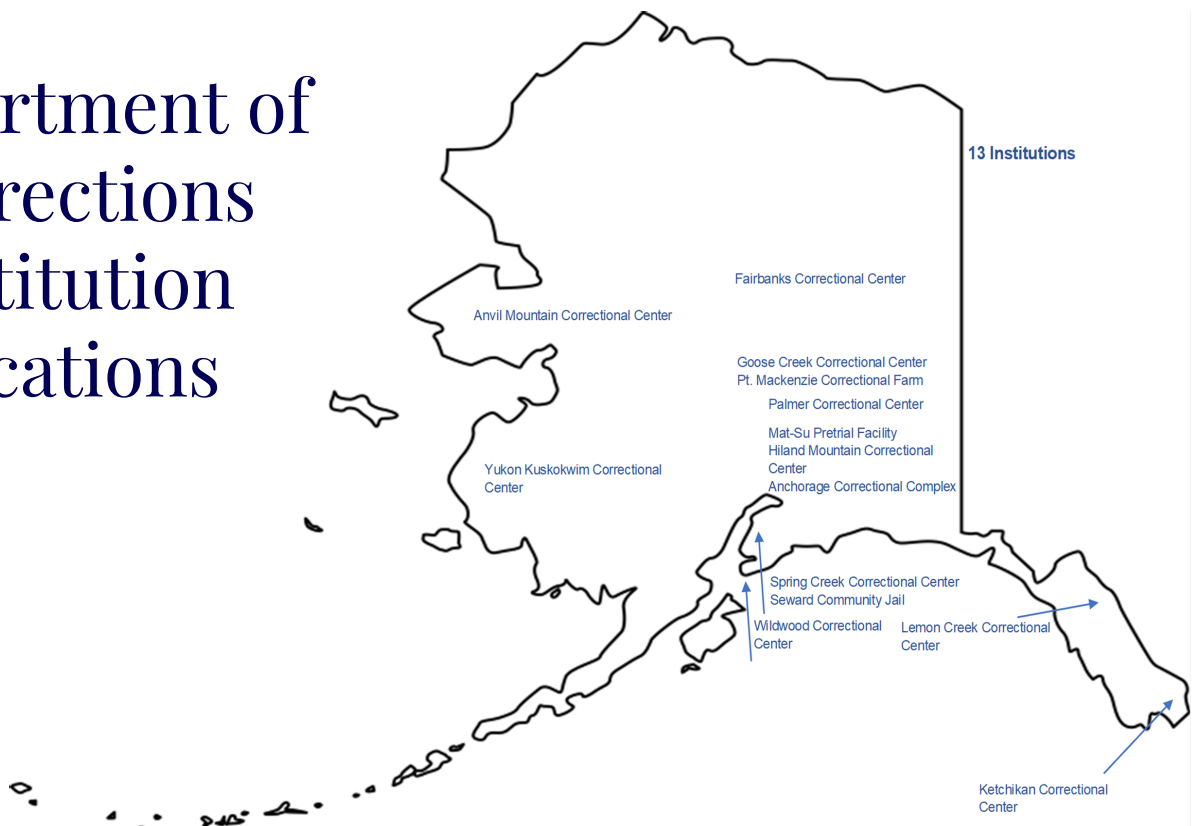
**Yukon-  
Kuskokwim  
Correctional  
Center**

**907-543-5245**

1000 Chief Eddie Hoffman Hwy  
Bethel, AK 99559

Superintendent  
Demetrios Kargas

## Department of Corrections Institution Locations

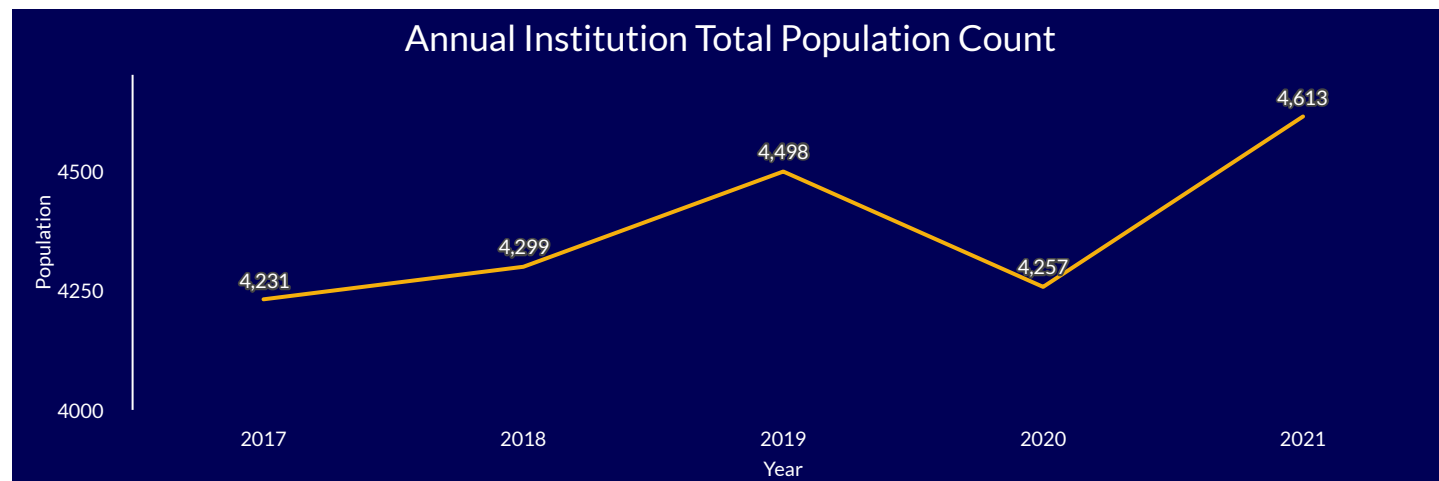




INSTITUTIONS

# Offenders in Alaska Institutions by Age and Sex

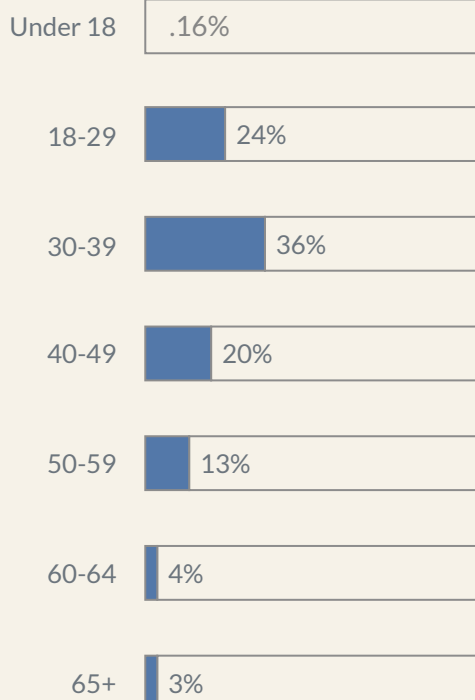
2021 | DOC Research & Analysis Unit



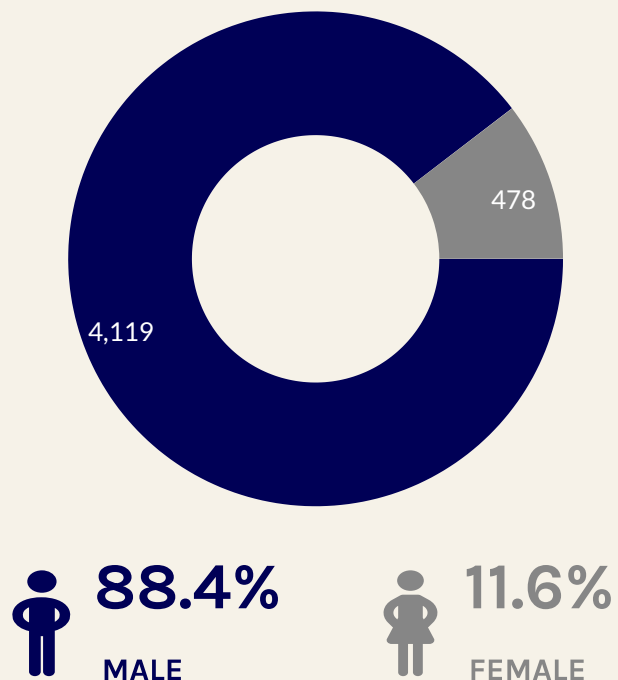
Count taken on July 1, 2021. This total count includes out-of-state offenders in institutions.

## State of Alaska Inmate Population

### Total By Age



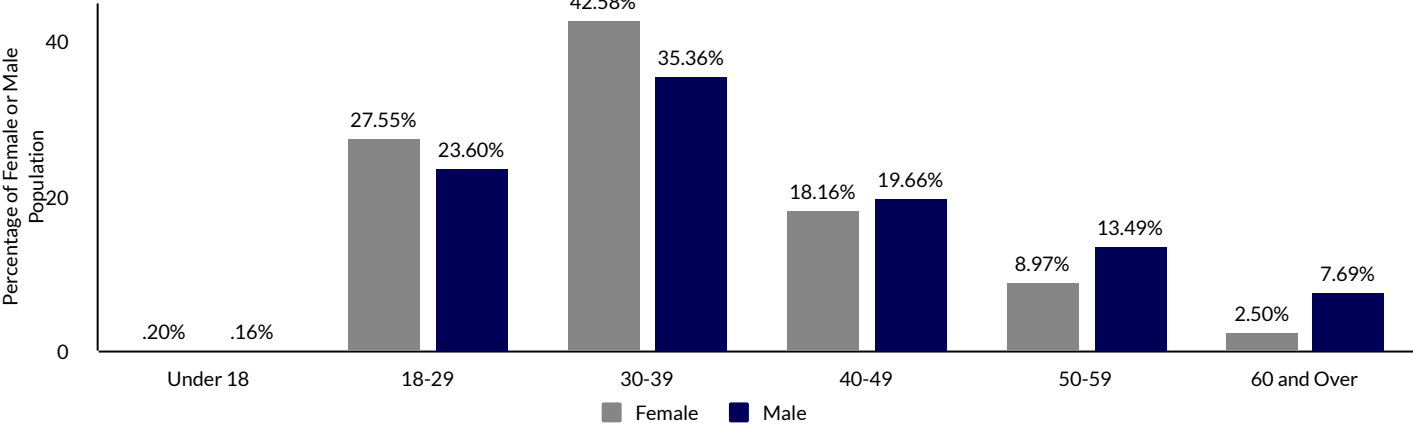
### By Sex





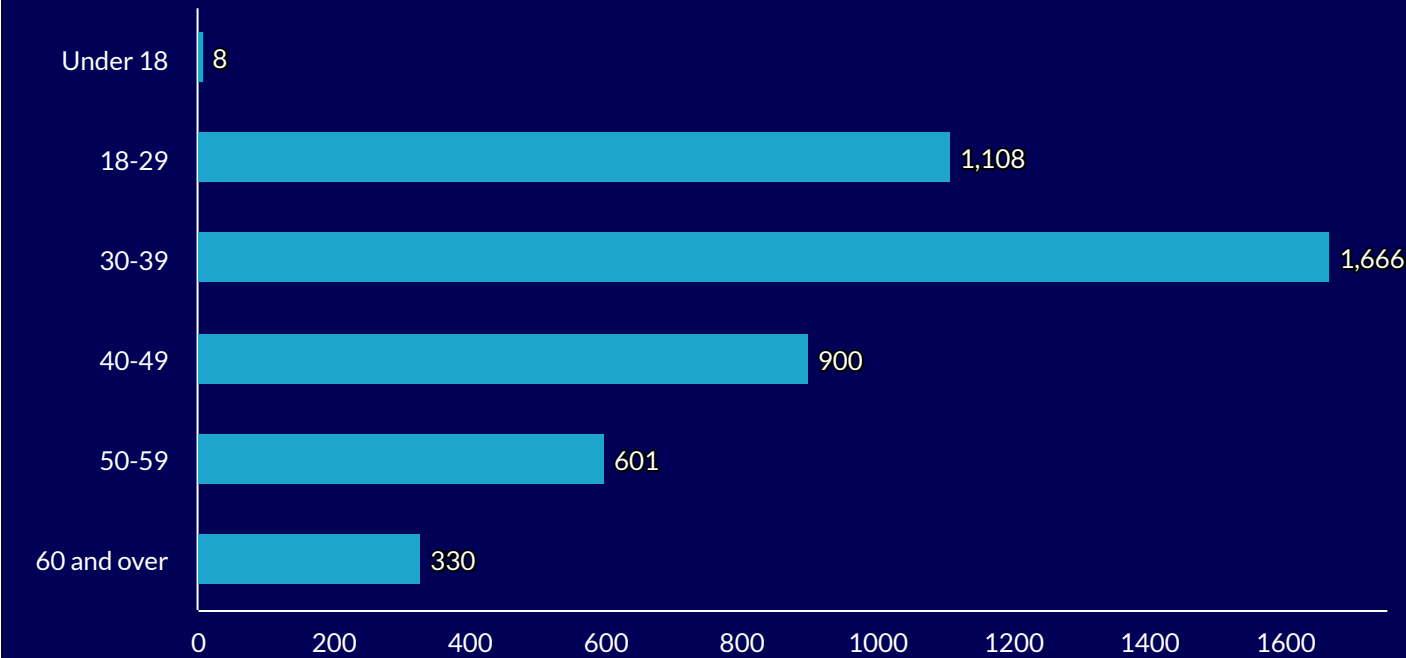
# Offenders in Alaska Institutions by Age and Sex

Prison Population by Age Group and Sex on July 1, 2021



Each bar represents the percentage of that gender's total population. .20% of the female prison population is under 18, while .16% of the male prison population is under 18, etc.

Total Prison Population by Age Group



Count taken on July 1, 2021. This total count includes out-of-state offenders in institutions.

Age Group	Females	Percent of Female Population	Males	Percent of Male Population
Under 18	1	.20%	7	0.16%
18-29	132	27.55%	976	23.60%
30-39	204	42.58%	1,462	35.36%
40-49	87	18.16%	813	19.66%
50-59	43	8.97%	558	13.49%
60 AND OVER	12	2.50%	318	7.69%



## Number of In-State Offenders in Institutions on July 1, 2017 - 2021

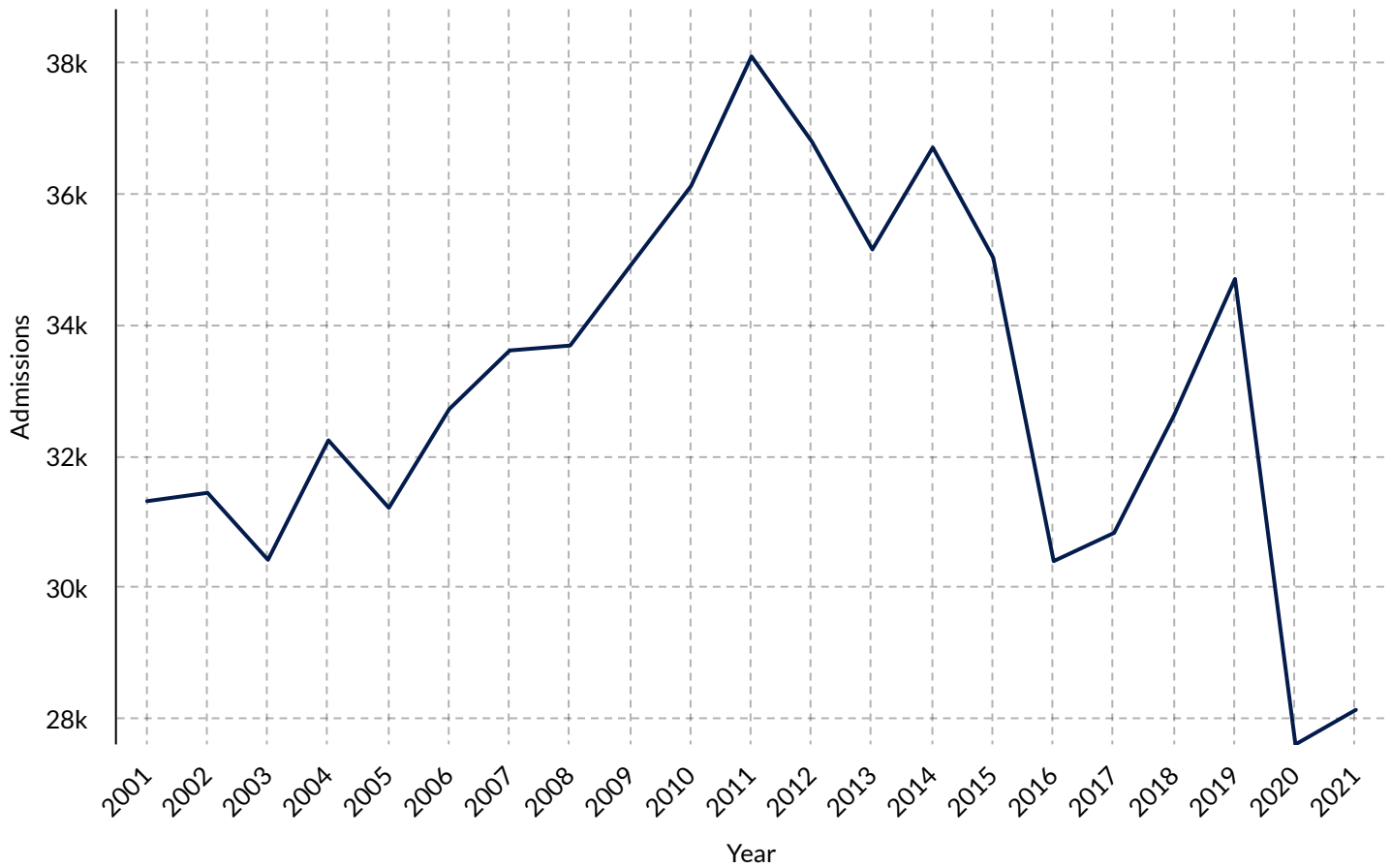
Institutions	2017	2018	2019	2020	2021
ANCHORAGE CC	828	857	825	797	886
ANVIL MTN CC	116	135	136	136	136
FAIRBANKS CC	302	242	280	268	290
GOOSE CREEK CC	1,301	1,281	1,352	1,216	1,344
HILAND MTN CC	300	335	300	272	351
KETCHIKAN CC	53	48	49	57	52
LEMON CREEK CC	189	223	245	215	223
MATSU PRETRIAL	84	74	93	93	87
PT. MACKENZIE CF	84	108	103	59	86
SPRING CREEK CC	398	419	475	517	504
WILDWOOD CC	322	321	310	307	298
WILDWOOD PRETRIAL	87	86	115	106	124
YUKON-KISKOKWIM CC	152	153	199	197	216
TOTAL	4,216	4,282	4,482	4,240	4,597

## Number of Offenders Housed in Out-of-State Institutions on July 1, 2017 - 2021

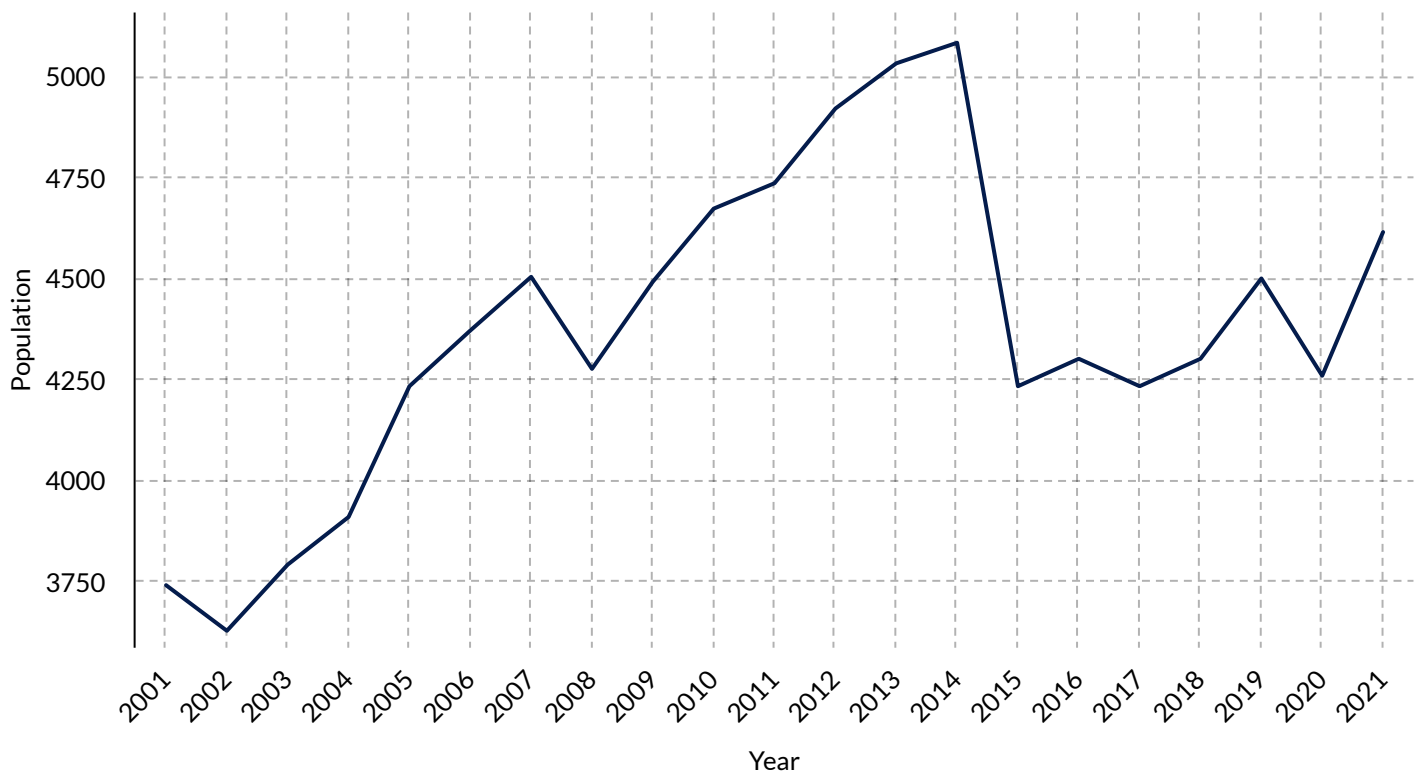
CALIFORNIA	0	0	0	1	1
COLORADO STATE PRISON	4	4	4	3	2
FEDERAL BUREAU PRISONS	8	12	9	9	8
INDIANA STATE PRISON	0	0	0	1	1
NORTH DAKOTA	1	0	0	0	4
WASHINGTON STATE	2	1	3	3	0
TOTAL	15	17	16	17	16



## 21st Century Total Admissions by Year



## 21st Century Annual Offender Population Count



The total population count of inmates in all facilities is taken from a specific day each year for this report. The annual count was done on December 31 prior to 2012. Each count after 2011 has been done at the change of the fiscal year on either June 30 or July 1.





# Number of Offenders in Institutions on July 1, 2021



Institution



FEMALE



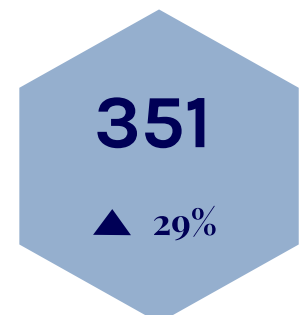
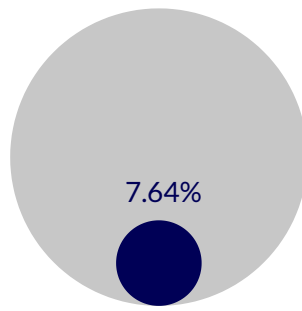

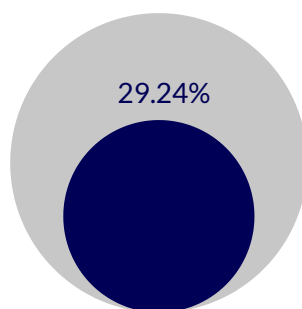

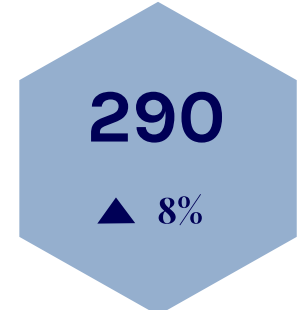
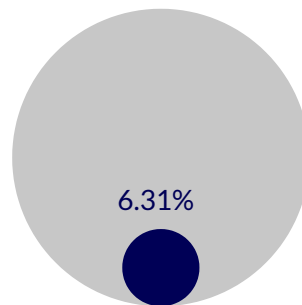
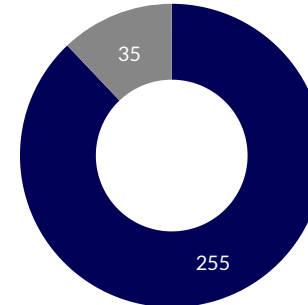
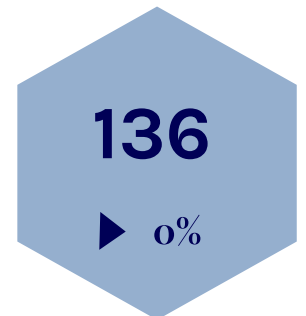
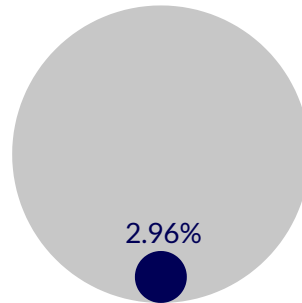
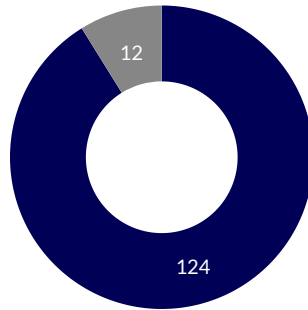
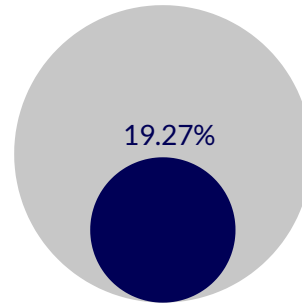
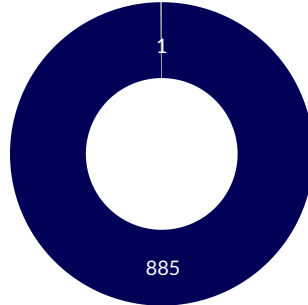
MALE



Facility Percentage of State  
Inmate Population Shown in Blue



2021 Total  
Compared to 2020





Institution



FEMALE



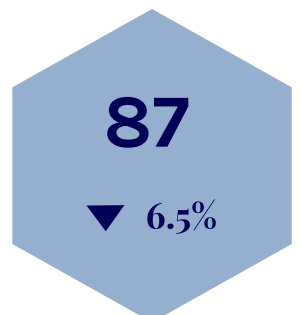
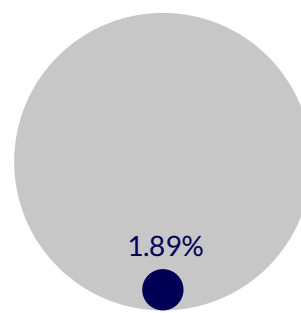
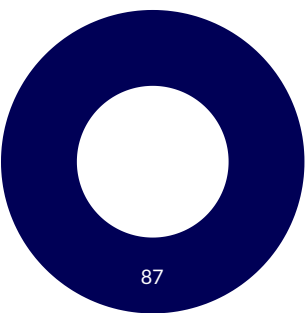
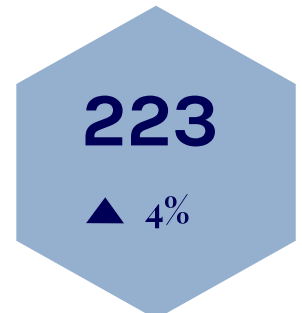
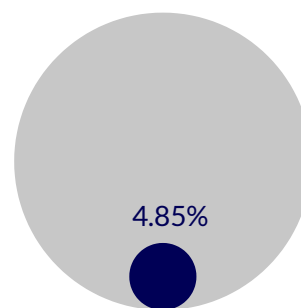
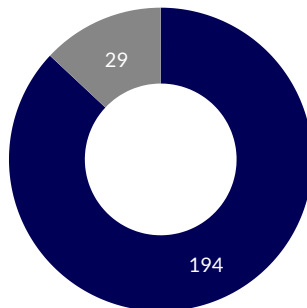
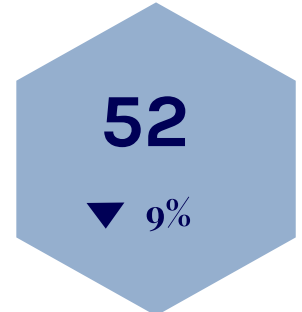
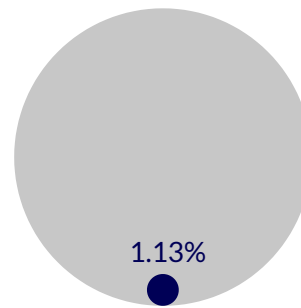
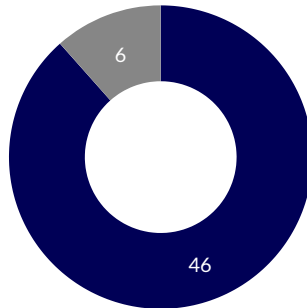
MALE



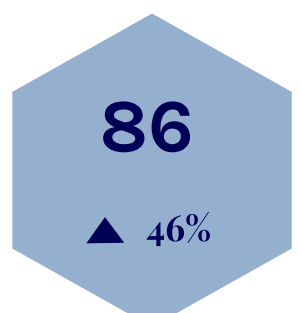
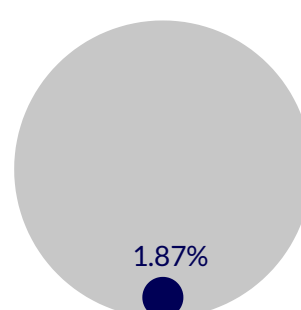
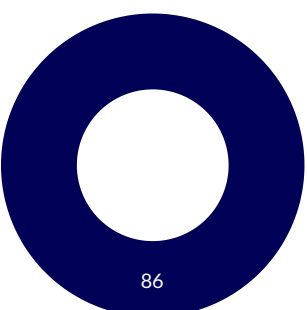
Facility Percentage of State  
Inmate Population Shown in Blue



2020 Total  
Compared to 2021



The Palmer Correctional Center re-opened on September 16, 2021. Population counts throughout this report were taken on or before July 1, 2021. To remain consistent, numbers from the Palmer Correctional Center are omitted from the 2021 report.





Institution



FEMALE



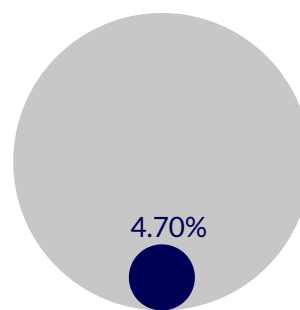
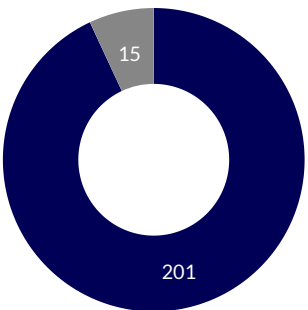
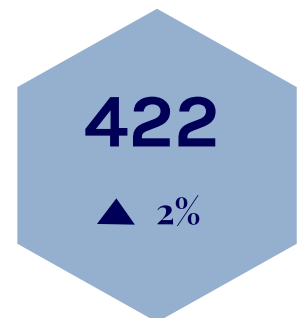
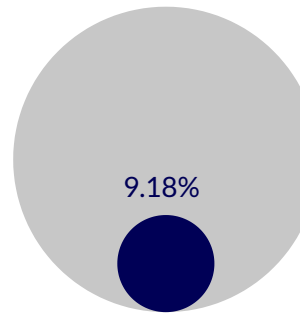
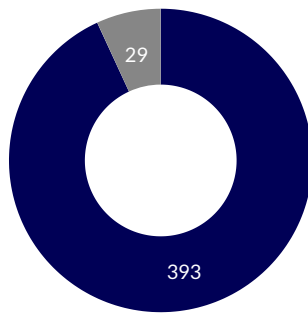
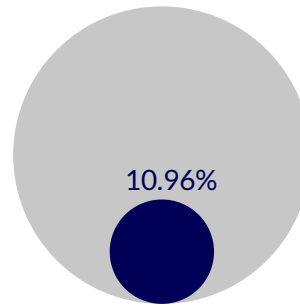
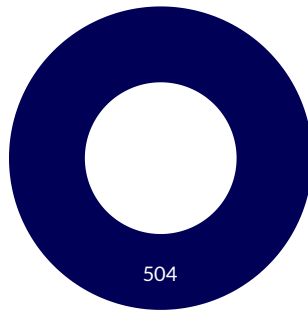
MALE



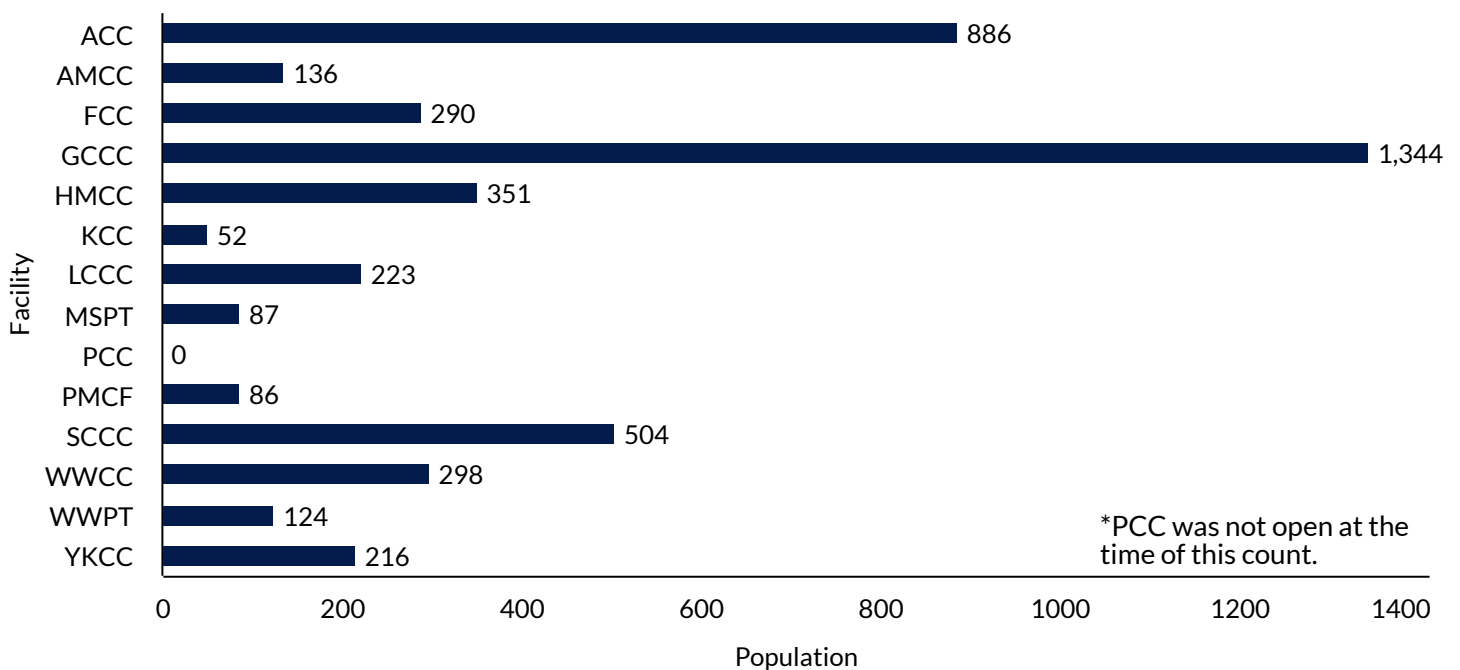
Facility Percentage of State  
Inmate Population Shown in Blue



2020 Total  
Compared to 2021



## Offender Counts by Location on July 1, 2021



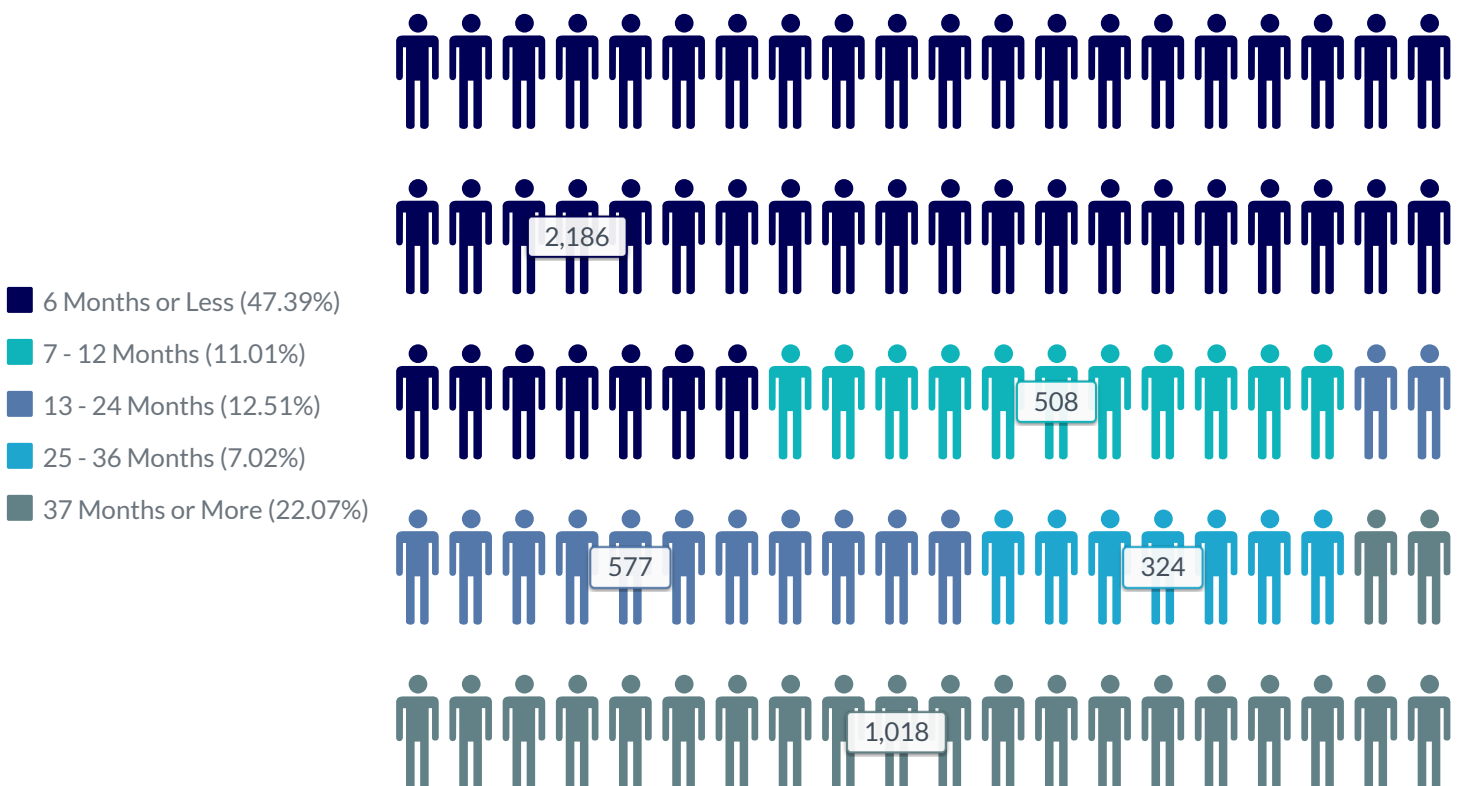


## INSTITUTIONS

## Counts and Percentages of Offenders in Institutions by Length of Time From Admission: July 1, 2021

Months In	Females	% of Females	Males	% of Males	Total	% of Total
6 MONTHS OR LESS	358	74.74%	1,828	44.21%	2,186	47.39%
7 MONTHS - 12 MONTHS	45	9.39%	463	11.20%	508	11.01%
13 MONTHS - 24 MONTHS	31	6.47%	546	13.21%	577	12.51%
25 MONTHS - 36 MONTHS	10	2.09%	314	7.60%	324	7.02%
37 MONTHS OR MORE	35	7.31%	983	23.78%	1,018	22.07%
TOTAL	479	100.00%	4,134	100.00%	4,613	100.00%

## Counts and Percentages of Offenders in Institutions by Length of Time From Admission: July 1, 2021



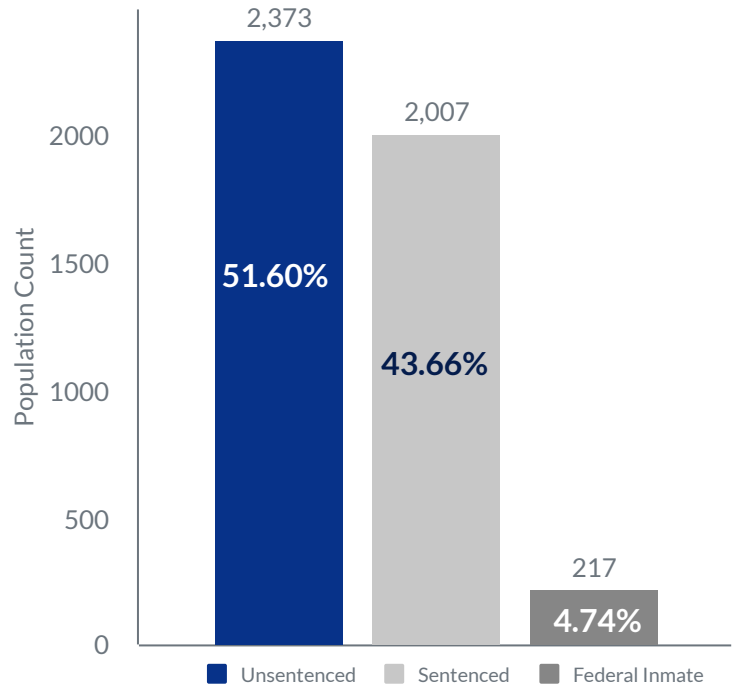


## INSTITUTIONS

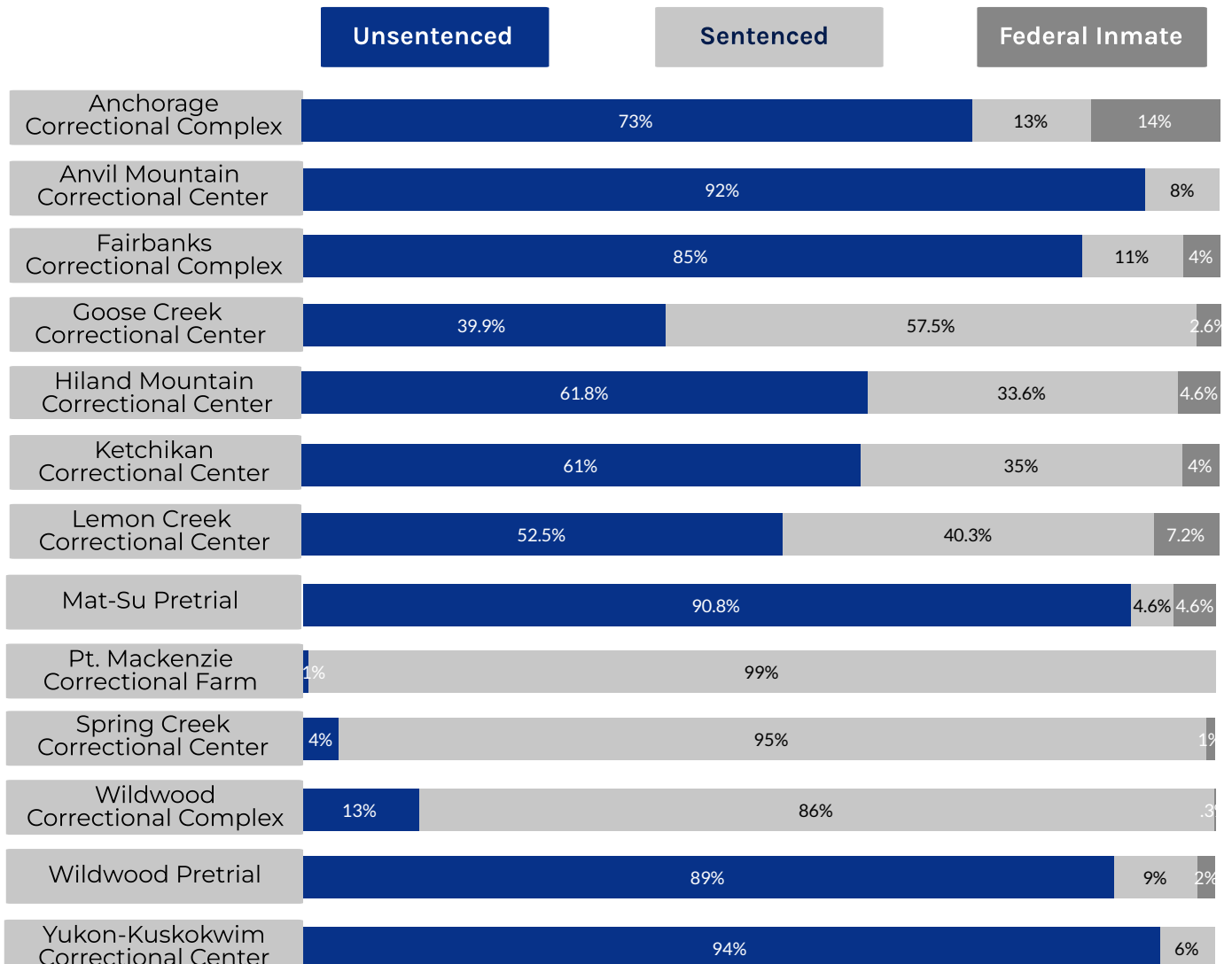
### Total In State Population Count by Legal Status on July 1, 2021

Over 50% of the Alaska inmate population remained unsentenced during 2021.

Legal Status	In State Count
Unsentenced	2,373
Sentenced	2,007
Federal Inmate	217



### Facility Population by Legal Status

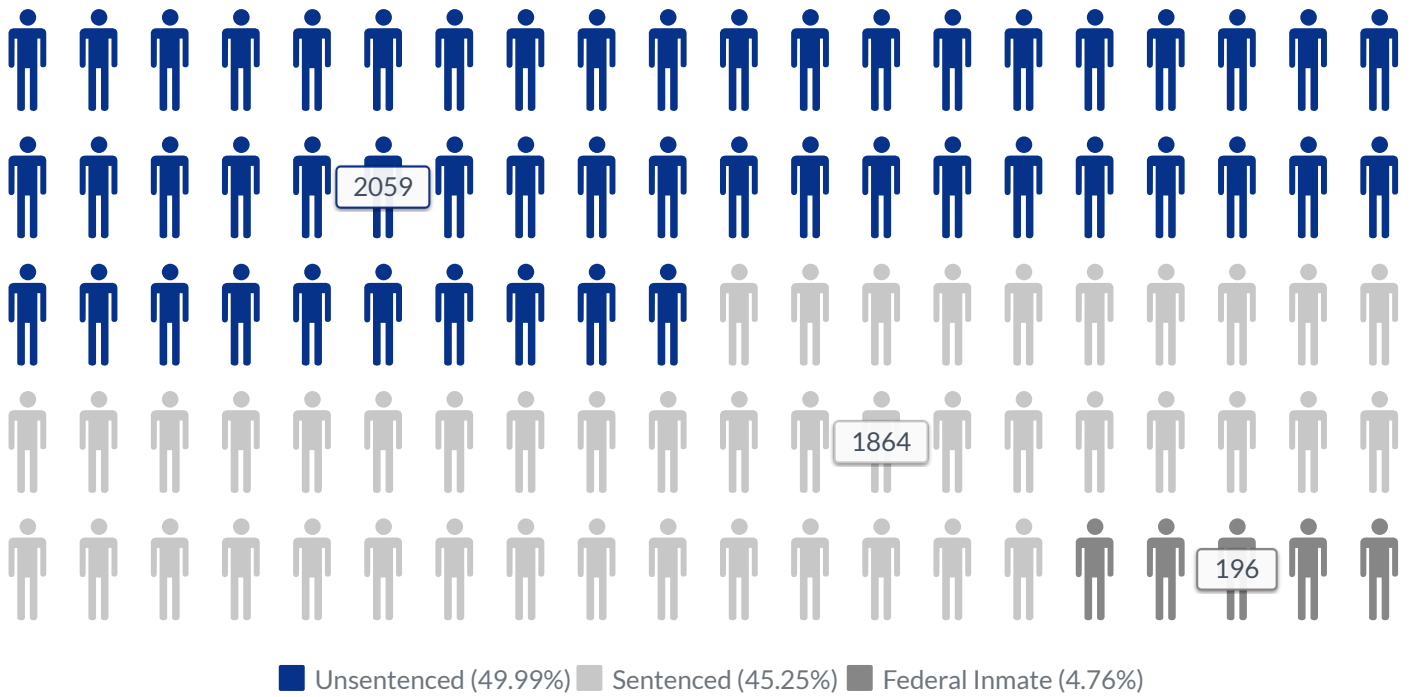




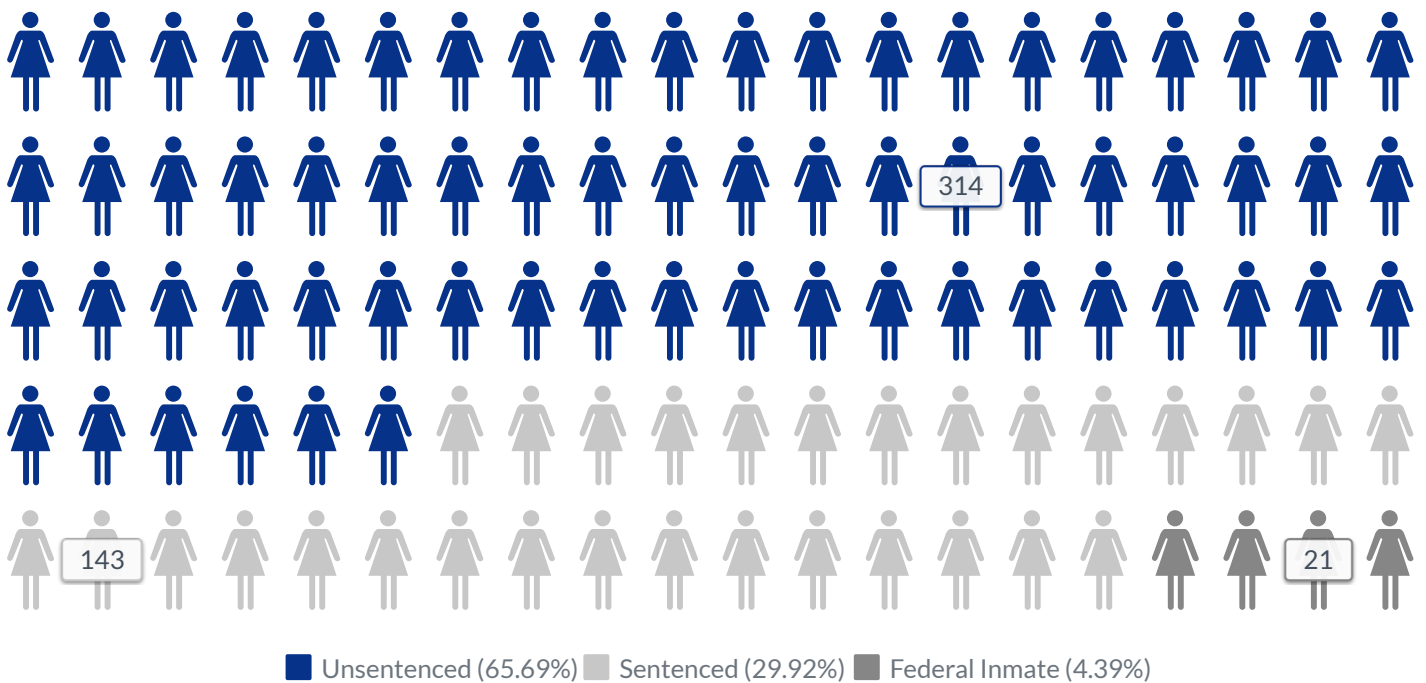


## INSTITUTIONS

### 2021 In State Male Population by Legal Status



### 2021 In State Female Population by Legal Status





## INSTITUTIONS

# Counts of Offenses for Offenders in Institutions by Class, Description, and Offender Sex: July 1, 2021

Offense Class	Offense Description	Female	Male	Total
ALCOHOL	ALCOHOL - MINOR POSSESS/CONSUME-HABITUAL	1	0	1
	DUI	28	121	149
	FELONY DWI - 2+ PRIORS W/IN 5 YRS	3	40	43
	FELONY REFUSAL OF CHEM TEST - 2+ PRIORS	1	1	2
	FURNISH ALCOHOL TO MINOR	0	4	4
	MINOR CONSUMING	0	1	1
	PROHIBITION OF IMPORTATION AFTER ELECTION	1	3	4
	REFUSE TO SUBMIT TO CHEMICAL TEST	0	4	4
	SELL ALCOHOL W/O LICENSE	0	2	2
	SEX OFF FURN ALCO PERS<21 LOCAL OPTION	0	1	1
	<b>TOTAL</b>	<b>34</b>	<b>177</b>	<b>211</b>
DRUGS	ATTEMPTED DRUGS 1	0	1	1
	ATTEMPTED DRUGS 2	4	6	10
	ATTEMPTED DRUGS 3	2	5	7
	ATTEMPTED DRUGS 4	0	2	2
	MISCONDUCT- CONTROLLED SUBSTANCE 1	0	3	3
	MISCONDUCT- CONTROLLED SUBSTANCE 2	4	32	36
	MISCONDUCT- CONTROLLED SUBSTANCE 3	7	24	31
	MISCONDUCT- CONTROLLED SUBSTANCE 4	8	36	44
	MISCONDUCT- CONTROLLED SUBSTANCE 5	11	18	29
	MISCONDUCT- CONTROLLED SUBSTANCE 6	0	2	2
	<b>TOTAL</b>	<b>36</b>	<b>129</b>	<b>165</b>
FEDERAL INMATE	FEDERAL INMATE	21	199	220
	<b>TOTAL</b>	<b>21</b>	<b>199</b>	<b>220</b>
MOTOR VEHICLES	ATTEMPTED FAIL TO STOP AT DIRECTION OF OFFICER	1	1	2
	CMV- DRIVE WITH INVALID LICENSE	0	3	3
	DRIVE W/ LICENSE CANC/SUSP/REVOKED/LIM	3	22	25
	FAIL TO STOP AT DIRECTION OF OFFICER 1	4	56	60
	FAIL TO STOP AT DIRECTION OF OFFICER 2	2	6	8
	IMPROPER USE OF REGIS/TITLE/PLATES	1	1	2
	LEAVE SCENE OF ACCIDENT	0	3	3
	RECKLESS DRIVING	1	11	12
	REMOVE/FALSIFY VEH ID NUMBER	0	1	1
	TAMPERING WITH VEHICLE	0	1	1
	<b>TOTAL</b>	<b>12</b>	<b>105</b>	<b>117</b>
PERSON	ASSAULT 1	9	54	63
	ASSAULT 2	3	88	91
	ASSAULT 3	22	161	183
	ASSAULT 4	32	264	296
	ATTEMPTED ASSAULT 1	0	4	4
	ATTEMPTED ASSAULT 2	0	12	12

(cont'd next page)



## INSTITUTIONS

## Counts of Offenses for Offenders in Institutions by Class, Description, and Offender Sex: July 1, 2021

Continued

Offense Class	Offense Description	Female	Male	Total
PERSON (cont'd)	ATTEMPTED ASSAULT 3	0	2	2
	ATTEMPTED KIDNAPPING	0	2	2
	ATTEMPTED ROBBERY 2	0	2	2
	ATTEMPTED STALKING 1	0	1	1
	CHILD NEGLECT	0	1	1
	COERCION	0	8	8
	CONSPIRACY ROBBERY 1	1	1	2
	CRIMINAL MISCHIEF 1	0	1	1
	CRIMINAL MISCHIEF 2	0	1	1
	CRIMINAL MISCHIEF 3	3	18	21
	CRIMINAL MISCHIEF 4	4	41	45
	CRIMINAL MISCHIEF 5	1	4	5
	CRIMINAL TRESPASS 1	2	13	15
	CRIMINAL TRESPASS 2	3	19	22
	CRIMINALLY NEGLIGENT HOMICIDE	0	2	2
	KIDNAPPING	2	40	42
	MANSLAUGHTER	5	31	36
	MURDER 1	11	234	245
	MURDER 2	22	184	206
	RECKLESS ENDANGERMENT	2	10	12
	ROBBERY 1	3	68	71
	ROBBERY 2	1	41	42
	STALKING 1	0	4	4
	STALKING 2	0	1	1
	<b>TOTAL</b>	<b>126</b>	<b>1,312</b>	<b>1,438</b>
PROBATION/PAROLE	PROBATION/PAROLE	83	531	614
	<b>TOTAL</b>	<b>83</b>	<b>531</b>	<b>614</b>
PROPERTY	ARSON 1	0	4	4
	ARSON 2	0	2	2
	ARSON 3	0	1	1
	ATTEMPTED ARSON 2	0	2	2
	ATTEMPTED AUTO THEFT 1ST	2	5	7
	ATTEMPTED BURGLARY 1	2	3	5
	ATTEMPTED BURGLARY 2	1	8	9
	ATTEMPTED CRIMINAL MISCHIEF 3	0	1	1
	ATTEMPTED FORGERY 1	0	1	1
	ATTEMPTED FORGERY 2	0	1	1
	ATTEMPTED THEFT 2	3	5	8
	BURGLARY 1	4	51	55
	BURGLARY 2	4	35	39

(cont'd next page)



## INSTITUTIONS

# Counts of Offenses for Offenders in Institutions by Class, Description, and Offender Sex: July 1, 2021

Continued

Offense Class	Offense Description	Female	Male	Total
PROPERTY (cont'd)	CONCEAL MERCHANDISE	2	6	8
	CRIMINALLY NEGLIGENT BURNING 2	0	1	1
	DAMAGE PROPERTY-VALUE \$250-\$999	0	3	3
	FALSIFY BUSINESS RECORDS	0	1	1
	FORGERY 1	1	1	2
	FORGERY 2	2	4	6
	FORGERY 3	0	2	2
	FRAUD USE OF ACCESS DEVICE	2	5	7
	LARCENY	0	3	3
	MALICIOUS DESTRUCTION OF PROPERTY	0	3	3
	OBSTRUCT INVESTIGATION BY FLEEING	0	1	1
	POSSESS BURGLARY TOOLS	1	0	1
	SCHEME TO DEFRAUD	2	1	3
	THEFT 1	1	5	6
	THEFT 2	11	43	54
	THEFT 3	6	17	23
	THEFT 4	3	14	17
	UNLAWFUL POSSESSION - VALUE \$750+	1	0	1
	VEHICLE TAMPERING	0	3	3
	VEHICLE THEFT 1	9	65	74
	VEHICLE THEFT 2	1	3	4
	<b>TOTAL</b>	<b>58</b>	<b>300</b>	<b>358</b>
PUBLIC ORDER/ADMIN	ATTEMPT	0	1	1
	ATTEMPTED ESCAPE 2	2	7	9
	ATTEMPTED ESCAPE 3	1	3	4
	ATTEMPTED FAILURE TO REGISTER AS SEX OFFENDER 1	0	1	1
	ATTEMPTED FAILURE TO REGISTER AS SEX OFFENDER 2	0	1	1
	ATTEMPTED INDECENT VIEW/PHOTO W/O CONSENT-OF MINOR	0	1	1
	ATTEMPTED PERJURY	0	1	1
	ATTEMPTED TAMPERING W/PHYSICAL EVIDENCE	0	1	1
	ATTEMPTED TERROR THREAT 2-CAUSE FEAR PERSON INJURY	1	1	2
	CONTEMPT	1	3	4
	CONTRIBUTING TO DELINQUENCY OF MINOR	0	2	2
	CRUELTY TO ANIMALS	0	2	2
	DISOBEY LAWFUL ORDER OF PUBLIC OFFICER	0	1	1
	DISORDERLY CONDUCT	3	12	15
	DISTRIBUTE INDECENT MATERIAL TO MINORS	0	1	1
	ELUDING A POLICE OFFICER	0	1	1
	ENTER/REMAIN BUSINESS PROPERTY	4	18	22
	ESCAPE 2	0	24	24
	ESCAPE 3	10	20	30

(cont'd next page)



## INSTITUTIONS

# Counts of Offenses for Offenders in Institutions by Class, Description, and Offender Sex: July 1, 2021

Continued

Offense Class	Offense Description	Female	Male	Total
PUBLIC ORDER/ADMIN (cont'd)	ESCAPE 4	0	5	5
	ESCAPE/ATTEMPT TO ESCAPE	0	1	1
	FAIL TO APPEAR	2	5	7
	FAIL TO COMPLY	1	18	19
	FAILURE TO REGISTER AS SEX OFFENDER 1	0	12	12
	FAILURE TO REGISTER AS SEX OFFENDER 2	0	26	26
	FALSE ID	5	20	25
	FALSE INFORMATION/STATEMENT	0	3	3
	FUGITIVE FROM JUSTICE	0	3	3
	HARASSMENT 1	1	19	20
	HARASSMENT 2	6	29	35
	INDECENT VIEWING	0	1	1
	INSURANCE OR OTHER SECURITY REQUIRED	0	2	2
	INTERFERENCE	3	8	11
	INTERSTATE CUSTODY COMPACT	0	2	2
	MAKING A FALSE REPORT	4	10	14
	PERJURY	1	1	2
	PROMOTING CONTRABAND 1	3	19	22
	PROMOTING CONTRABAND 2	0	5	5
	RESIST/INTERFERE WITH ARREST	1	18	19
	SOLICITATION HINDER PROSECUTION 1	1	0	1
	TAMPERING W/ PHYSICAL EVIDENCE	1	6	7
	TERRORISTIC THREATENING 2	0	3	3
	UNAUTHORIZED ENTRY	2	2	4
	UNLAWFUL CONTACT 1	5	33	38
	UNLAWFUL CONTACT 2	0	2	2
	UNLAWFUL EVASION 1	0	8	8
	UNLAWFUL EVASION 2	0	6	6
	VIOLATE CONDITIONS OF RELEASE	29	114	143
	VIOLATE PROTECTIVE ORDER	5	28	33
	VIOLATE STALKING OR SEX ASSLT PROTEC ORD	0	2	2
	VIOLATION OF CITY ORDINANCE	0	1	1
	VIOLATION OF CUSTODIAN DUTY - RE MISDMNT	1	1	2
	<b>TOTAL</b>	<b>93</b>	<b>514</b>	<b>607</b>
SEX/NON-REGISTERABLE	FAMILY VIOLENCE	1	4	5
	INDECENT EXPOSURE 2	0	3	3
	OPEN LEWDNESS - ANY LEWD ACT	0	1	1
	<b>TOTAL</b>	<b>1</b>	<b>8</b>	<b>9</b>
SEX/REGISTERABLE	ATTEMPTED SEX ABUSE MINOR 1	0	27	27
	ATTEMPTED SEX ABUSE MINOR 2	0	34	34
	ATTEMPTED SEX ASSAULT 1	0	13	13

(cont'd next page)





## INSTITUTIONS

# Counts of Offenses for Offenders in Institutions by Class, Description, and Offender Sex: July 1, 2021

Continued

Offense Class	Offense Description	Female	Male	Total
SEX/REGISTERABLE (cont'd)	ATTEMPTED SEX ASSAULT 2	0	16	16
	DISTRIBUTE CHILD PORNOGRAPHY	0	2	2
	ENTICEMENT OF MINOR UNDER 16	0	1	1
	INCEST	0	2	2
	INDECENT EXPOSURE 1	0	6	6
	ONLINE ENTICEMENT OF A MINOR	0	2	2
	POSSESS CHILD PORNOGRAPHY	0	31	31
	SEX TRAFFICKING 1	0	1	1
	SEX TRAFFICKING 2	0	2	2
	SEXUAL ABUSE OF MINOR 1	5	198	203
	SEXUAL ABUSE OF MINOR 2	3	169	172
	SEXUAL ABUSE OF MINOR 3	0	12	12
	SEXUAL ASSAULT 1	2	153	155
	SEXUAL ASSAULT 2	0	67	67
	SEXUAL ASSAULT 3	0	32	32
	SOLICITATION SEX ABUSE MINOR 2	0	1	1
	SOLICITATION SEX ASSAULT 2	1	0	1
	UNLWFL EXPLOIT OF MINOR -MAKE CHILD PORN	0	8	8
	<b>TOTAL</b>	<b>11</b>	<b>777</b>	<b>788</b>
WEAPONS	ATTEMPTED MISC/WEAPONS 1	0	3	3
	ATTEMPTED MISC/WEAPONS 3	1	4	5
	MISCONDUCT INVOLVING WPNS 1	0	5	5
	MISCONDUCT INVOLVING WPNS 2	1	6	7
	MISCONDUCT INVOLVING WPNS 3	2	59	61
	MISCONDUCT INVOLVING WPNS 4	0	5	5
	<b>TOTAL</b>	<b>4</b>	<b>82</b>	<b>86</b>



# Community Residential Centers (CRC's)

This section of the Offender Profile includes information about all offenders incarcerated in CRC's and our two residential treatment centers, The Akeela House and Clitheroe Center. It also includes data on those under electronic monitoring and those monitored by CRC's offsite who are entered into the ACOMS database. This report is a snapshot of

offenders incarcerated and entered into the ACOMS database on or before July 1, 2021. The Alaska Native race category includes a small number of Native Americans not indigenous to Alaska. Information about offenses is on the most serious charge only. Offense classes are semi-arbitrary.

## Cordova Center

130 Cordova St.  
Anchorage, AK 99501  
(907) 274-1022

## Glacier Manor

5597 Aisek  
Juneau, AK 99801  
(907) 780-4515

## Midtown Center

2508 Margies Place  
Anchorage, AK 99503  
(907) 222-6502

## Northstar Center

PO Box 80670  
Fairbanks, AK 99708  
(907) 474-4955

## Parkview Center

831 B St.  
Anchorage, AK 99503  
(907) 272-1641

## Seaside Center

PO Box 2129  
Nome, AK 99762  
(907) 443-6390

## Tundra Center

PO Box 485  
Bethel, AK 99559  
(907) 543-3414



2804 Bering St.  
Anchorage, AK 99503  
(907) 561-1200



3600 E 20th Ave.  
Anchorage, AK 99508  
(907) 276-2898

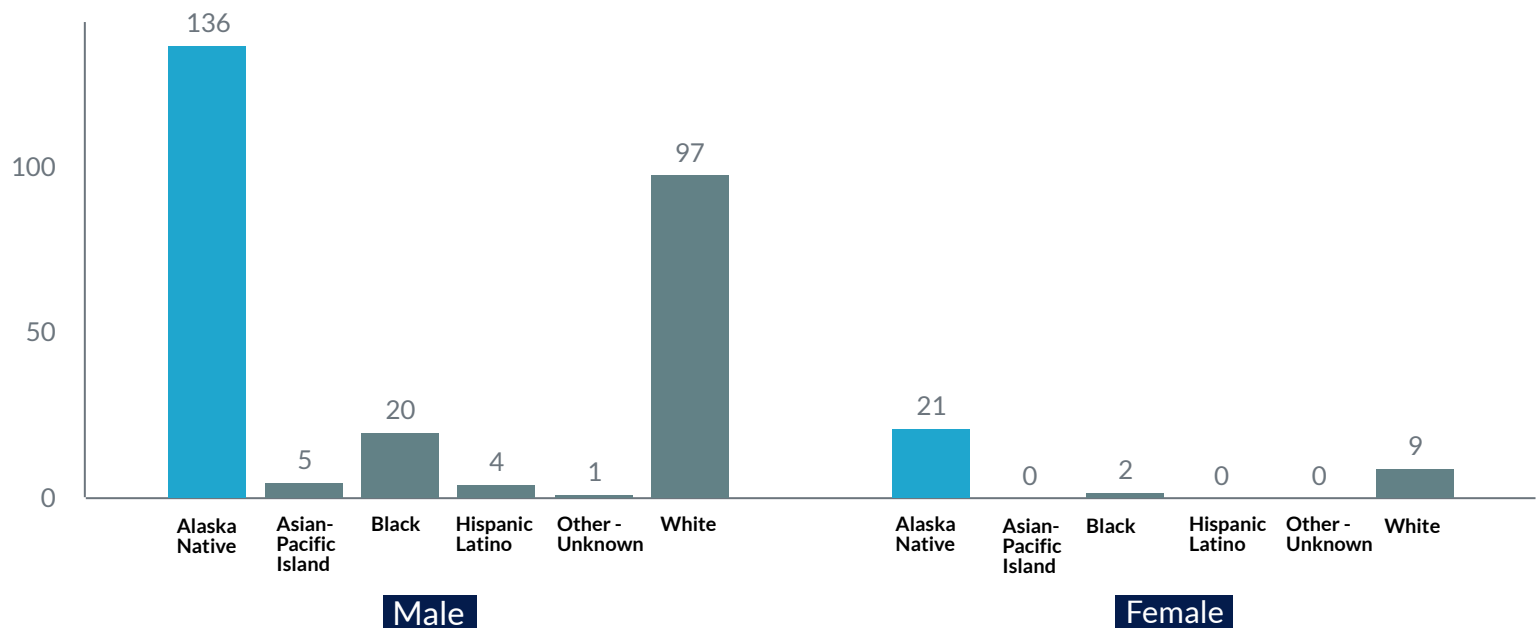


# Community Residential Centers

## Counts by Location and Sex

Location	Female	Male	Total
Cordova Center	0	107	107
Glacier Manor	4	20	24
Midtown Center	14	0	14
Northstar Center	5	28	33
Parkview Center	0	53	53
Seaside Center	7	16	23
Tundra Center	1	27	28
*Akeela House Treatment Center	0	0	0
*Clitheroe Center Treatment Center	1	12	13
Total	32	263	295

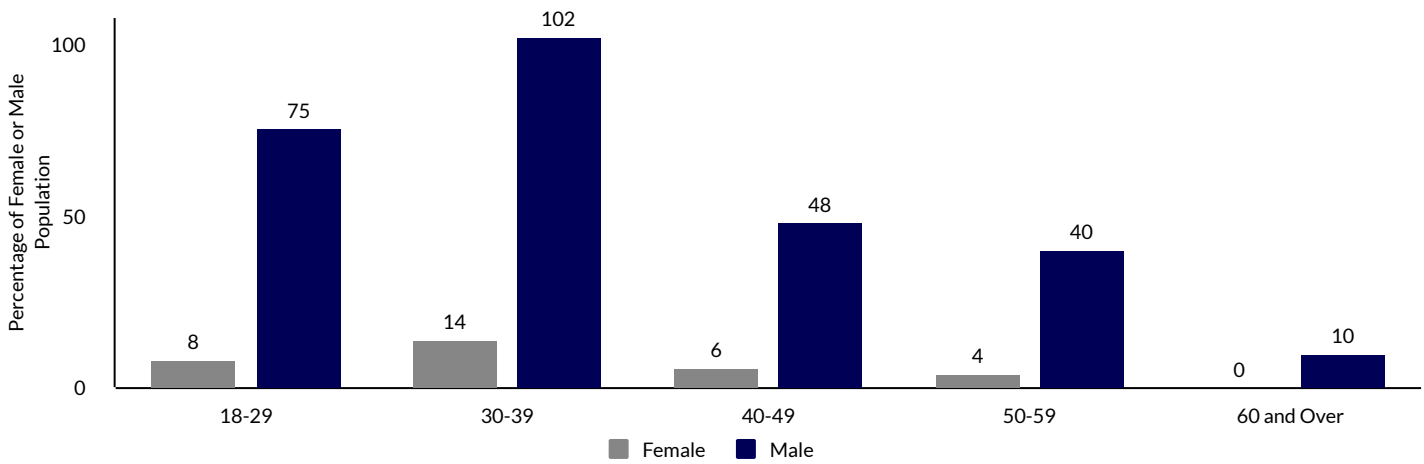
## Counts of Offenders in Community Residential Centers by Race/Ethnicity and Offender Sex: July 1, 2021





# Offenders in Community Residential Centers by Age and Sex: July 1, 2021

2021| DOC Research & Analysis Unit

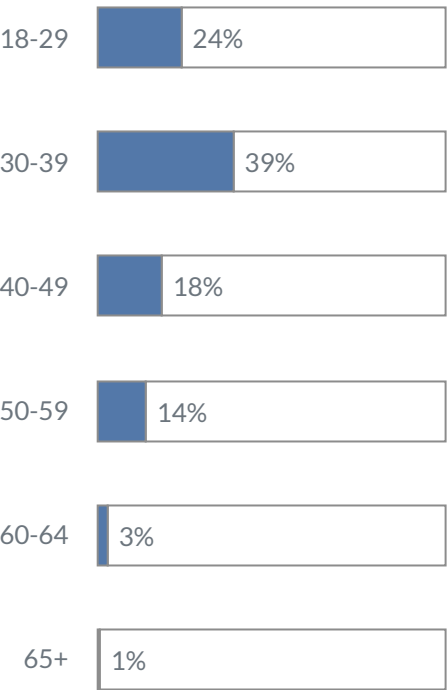


Each bar represents the percentage of that gender's total population. 25% of the community residential center female population is 18-29, while 25.49% of the community residential center male population is 18-29, etc.

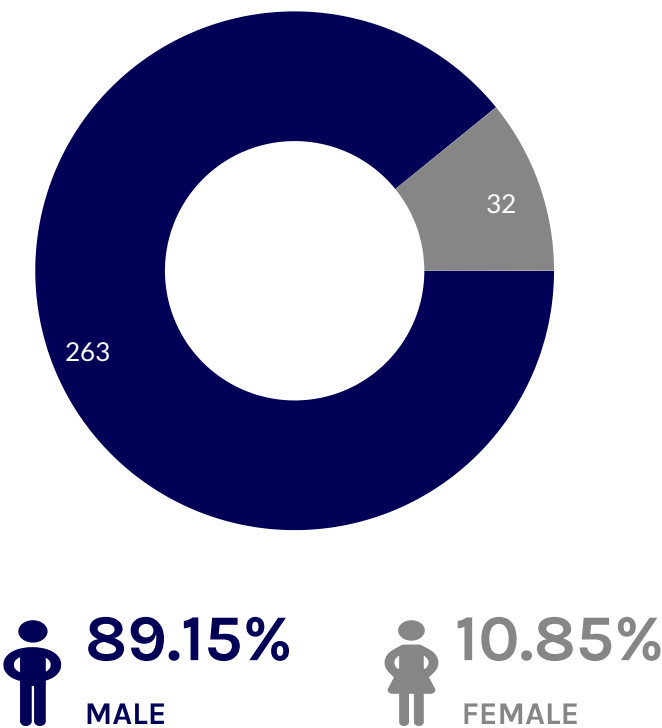
Count taken on July 1, 2021.

## State of Alaska CRC Population

### By Age



### By Sex



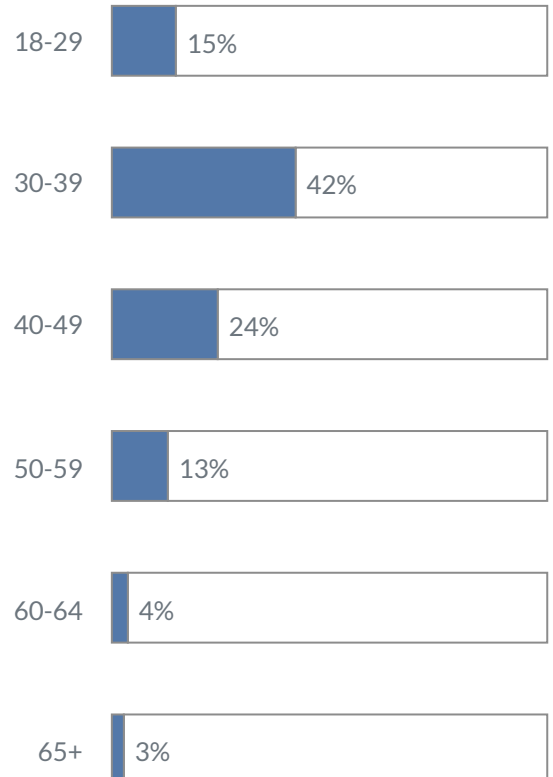


# Sentenced Electronic Monitoring Population Counts

Counts taken on July 1, 2021

Location	Female	Male	Total
Anchorage	16	88	104
Akeela House	0	1	1
Clitheroe	0	7	7
Fairbanks	10	20	30
Juneau	2	7	9
Kenai	2	7	9
Ketchikan	1	1	2
Kodiak	1	2	3
Palmer	8	22	30
Total	40	155	195

## By Age

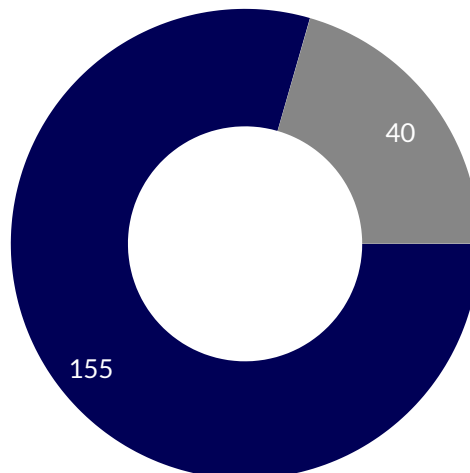


## By Sex

79.49%



MALE



20.51%



FEMALE

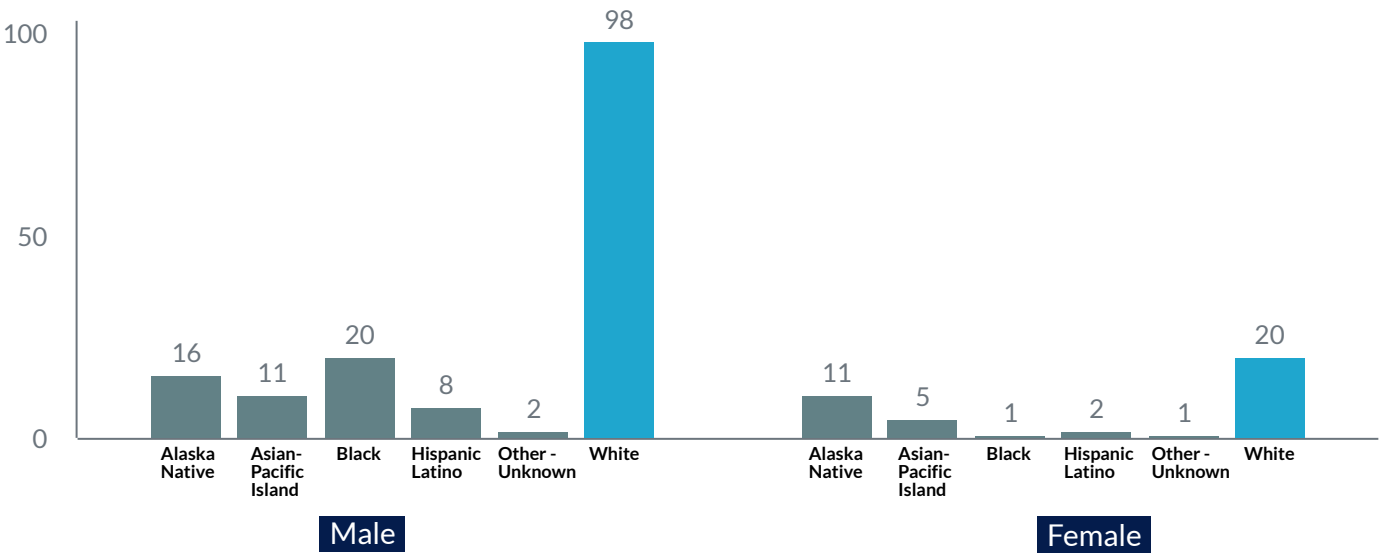




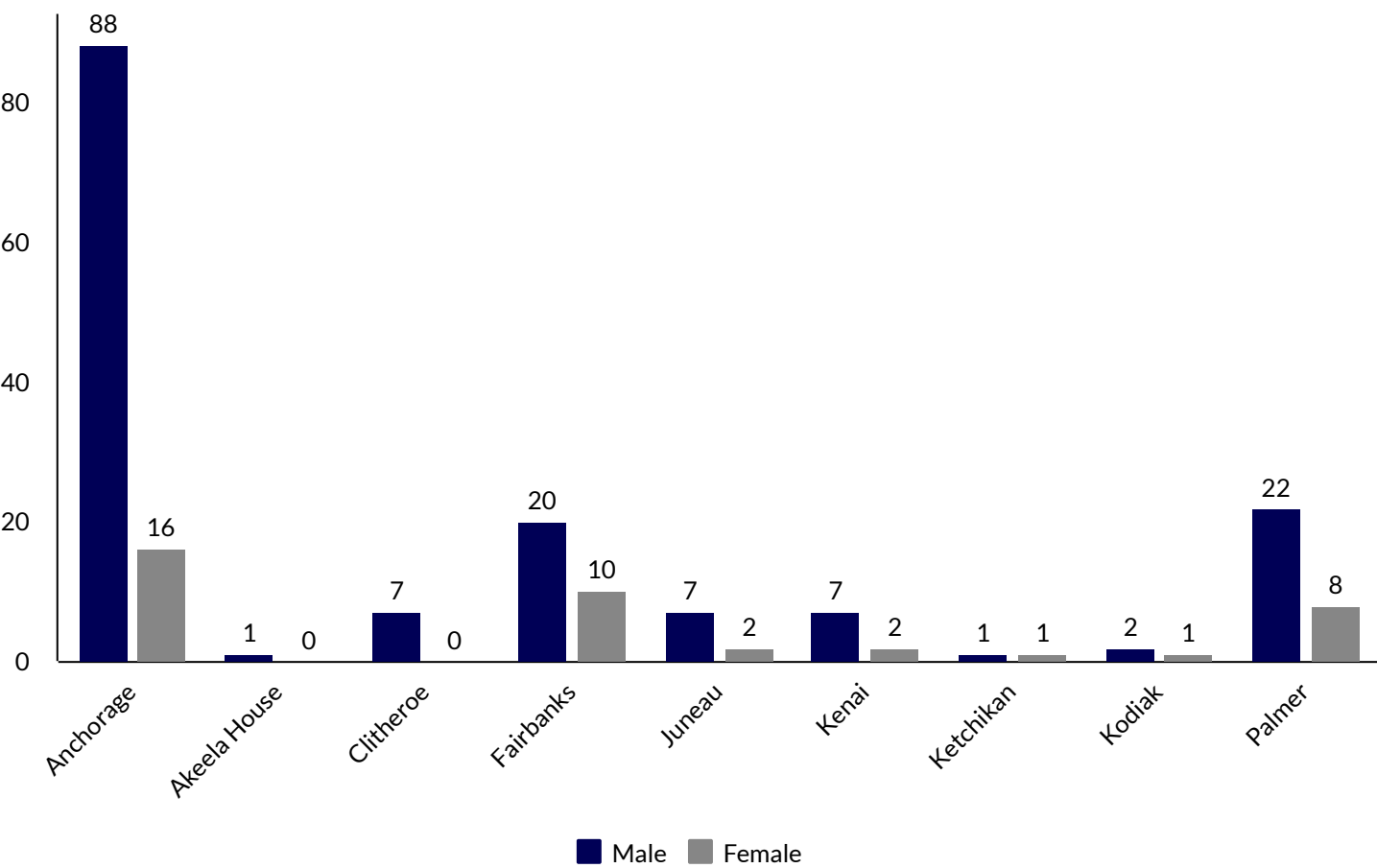
# Electronic Monitoring by Race/Ethnicity, Location and Sex

2021 | DOC Research & Analysis Unit

Counts of Offenders on Electronic Monitoring by Race/Ethnicity and Offender Sex: July 1, 2021



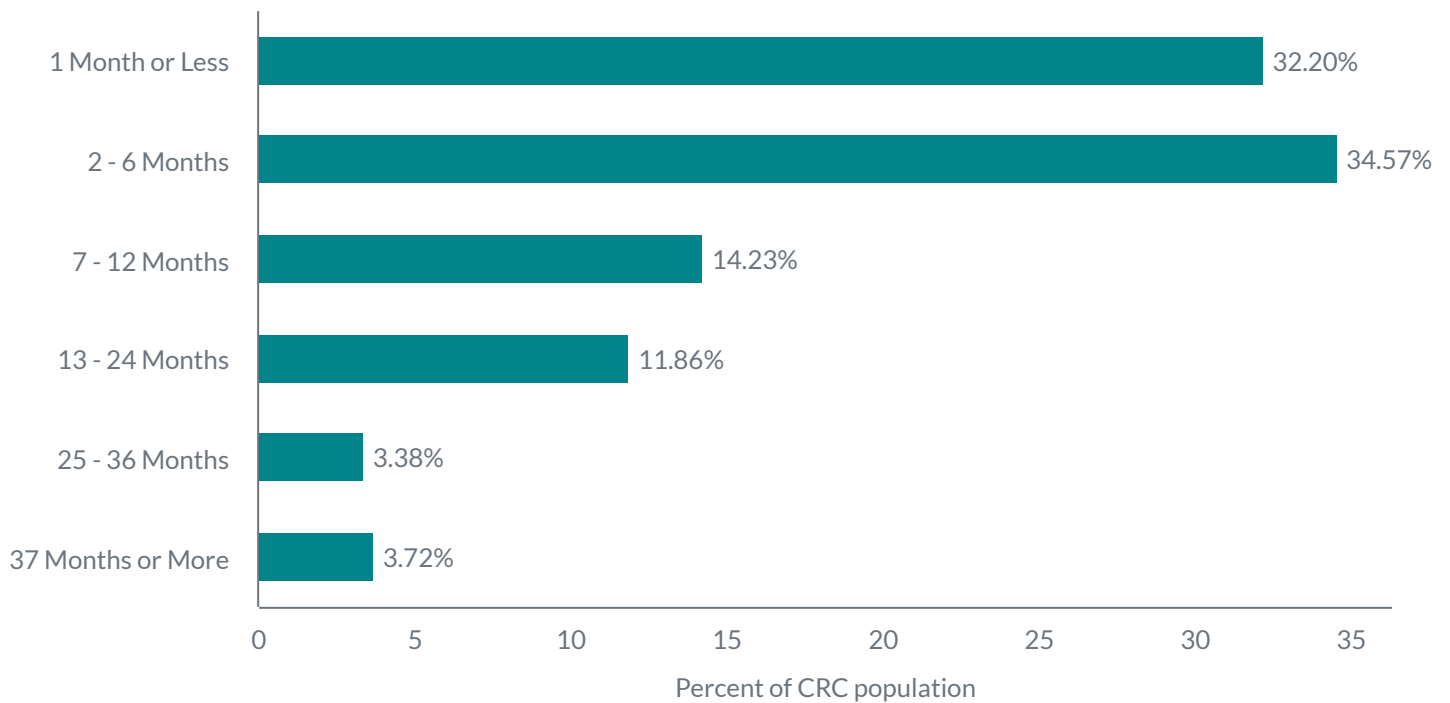
Counts of Offenders on Electronic Monitoring by Location and Sex



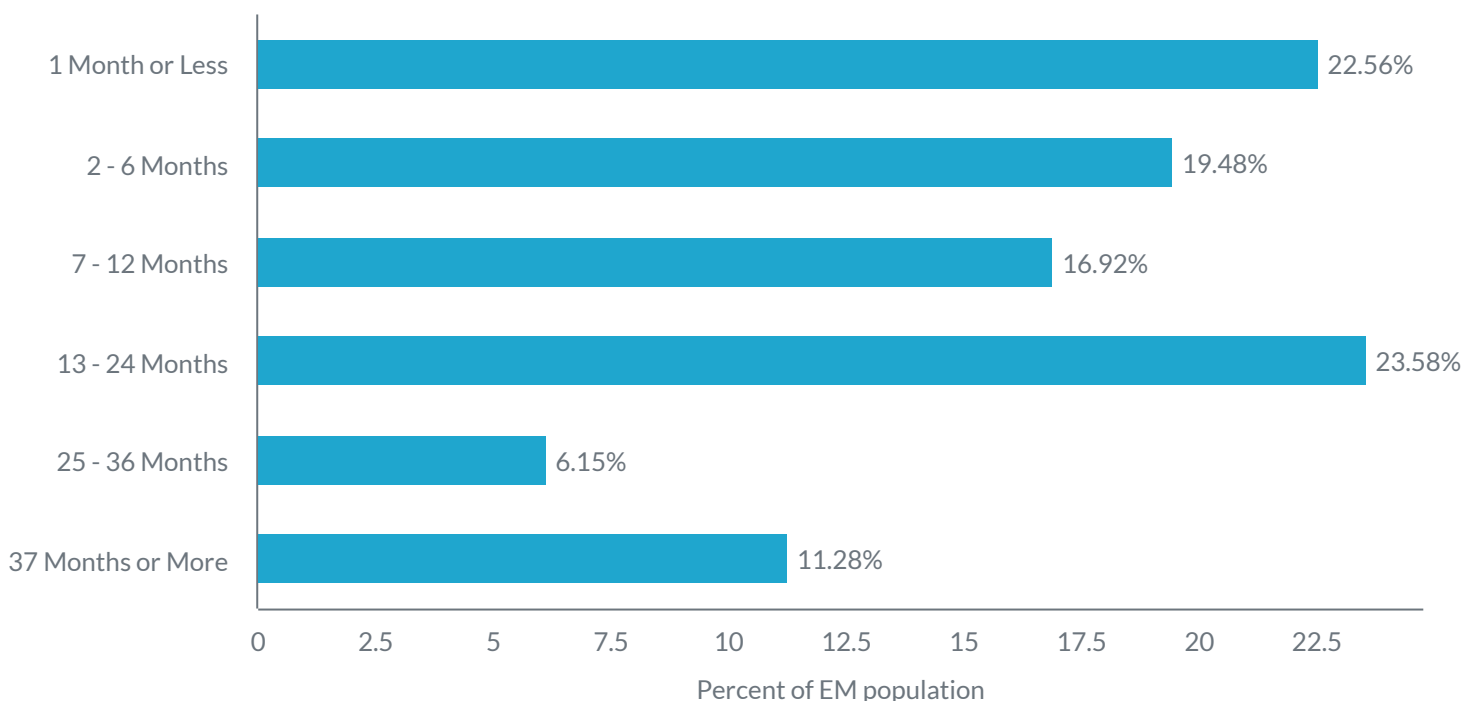


# Community Residential Centers & Electronic Monitoring

Percent of Offenders in Community Residential Centers by Length of Stay From Admission: July 1, 2021



Percent of Offenders on Electronic Monitoring by Length of Monitoring From Admission: July 1, 2021





# Community Residential Centers & Electronic Monitoring

Counts and Percent of Offenders in Community Residential Centers  
by Length of Stay From Admission and Offender Sex:  
July 1, 2021

Months In	Female	Percent of Female CRC Population	Male	Percent of Male CRC Population
1 month or less	10	31.25%	85	32.20%
2 months	15	46.87%	87	34.57%
7 months	4	12.5%	38	14.23%
13 months	1	3.12%	34	11.86%
25 months	1	3.12%	9	3.38%
37 months	1	3.12%	10	3.72%

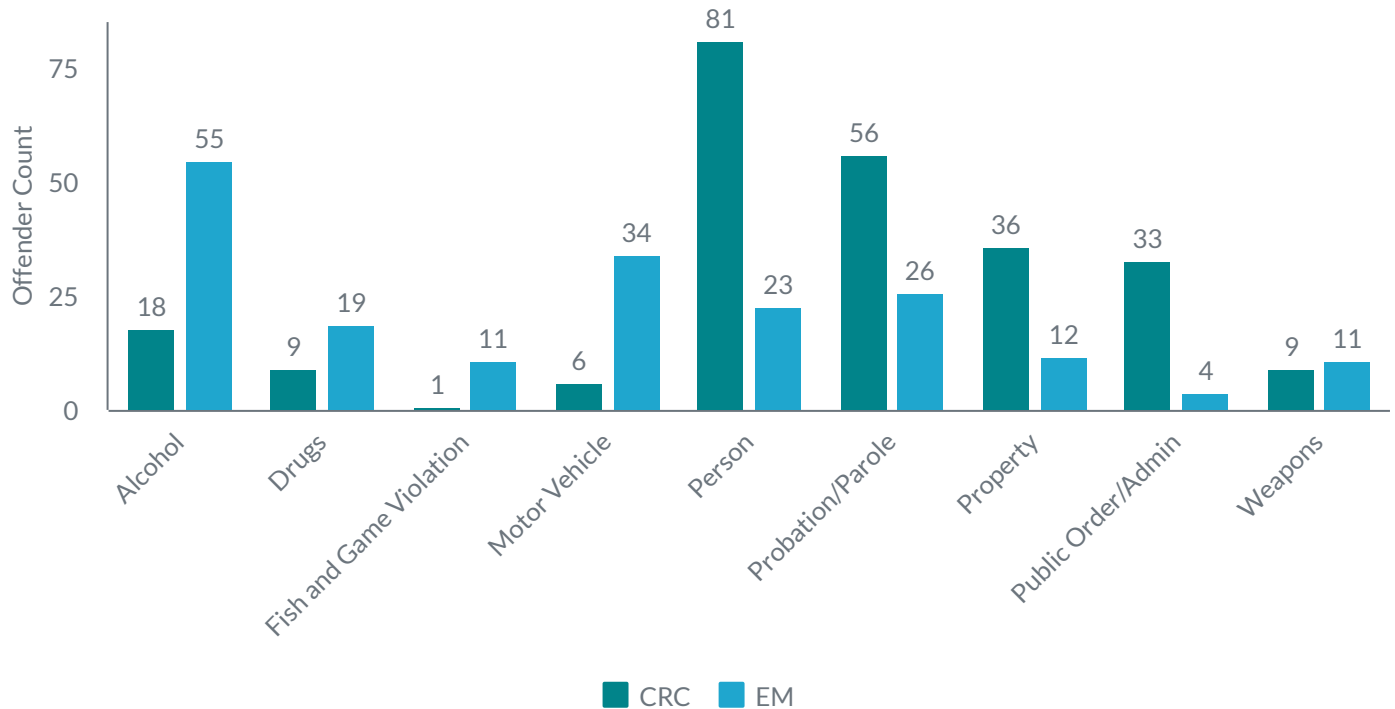
Counts and Percent of Offenders on Electronic Monitoring  
by Length of Stay From Admission and Offender Sex:  
July 1, 2021

Months In	Female	Percent of Female EM Population	Male	Percent of Male CRC Population
1 month or less	12	30%	32	20.64%
2 months	10	25%	28	18.06%
7 months	7	17.5%	26	16.77%
13 months	8	20%	38	24.51%
25 months	3	7.5%	9	5.80%
37 months	0	0%	22	14.19%

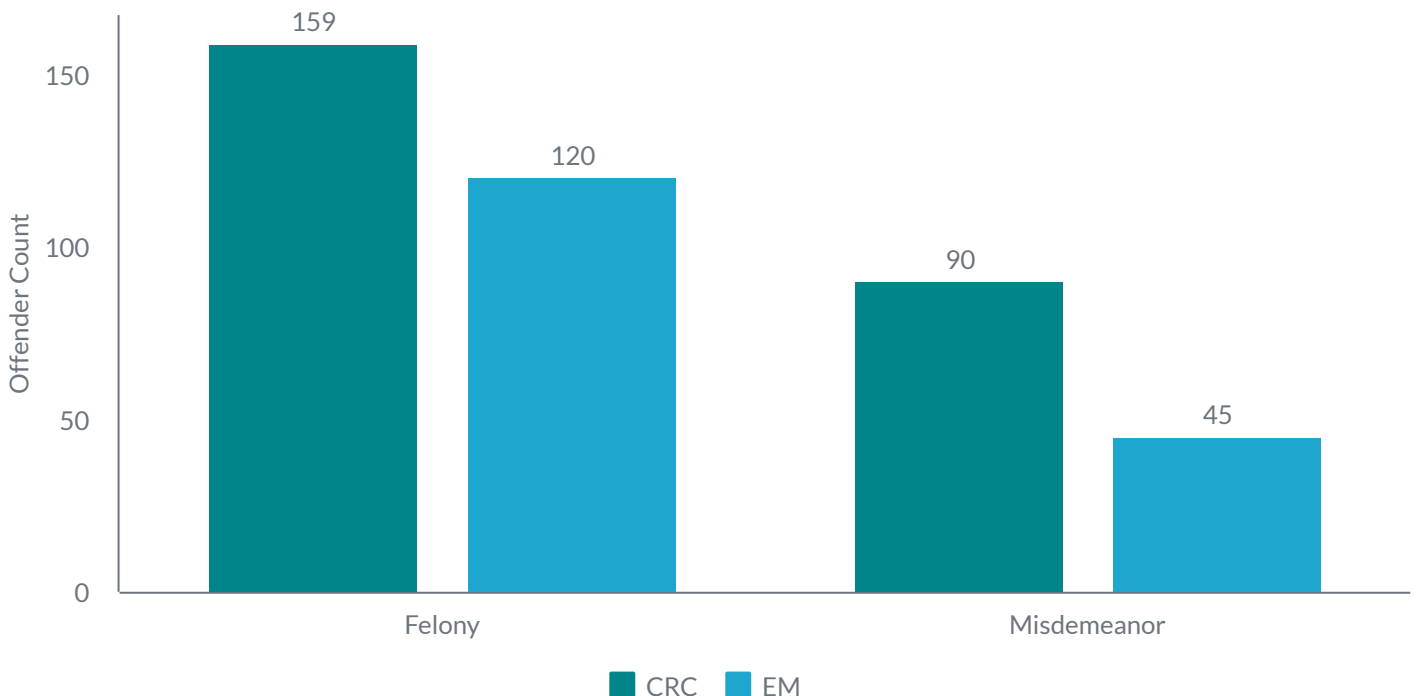


# Community Residential Centers & Electronic Monitoring

Counts of Offenders in Community Residential Centers and on Electronic Monitoring by Offense Class as of July 1, 2021



Count of Offenders in Community Residential Centers & on Electronic Monitoring by Crime Degree: July 1, 2021



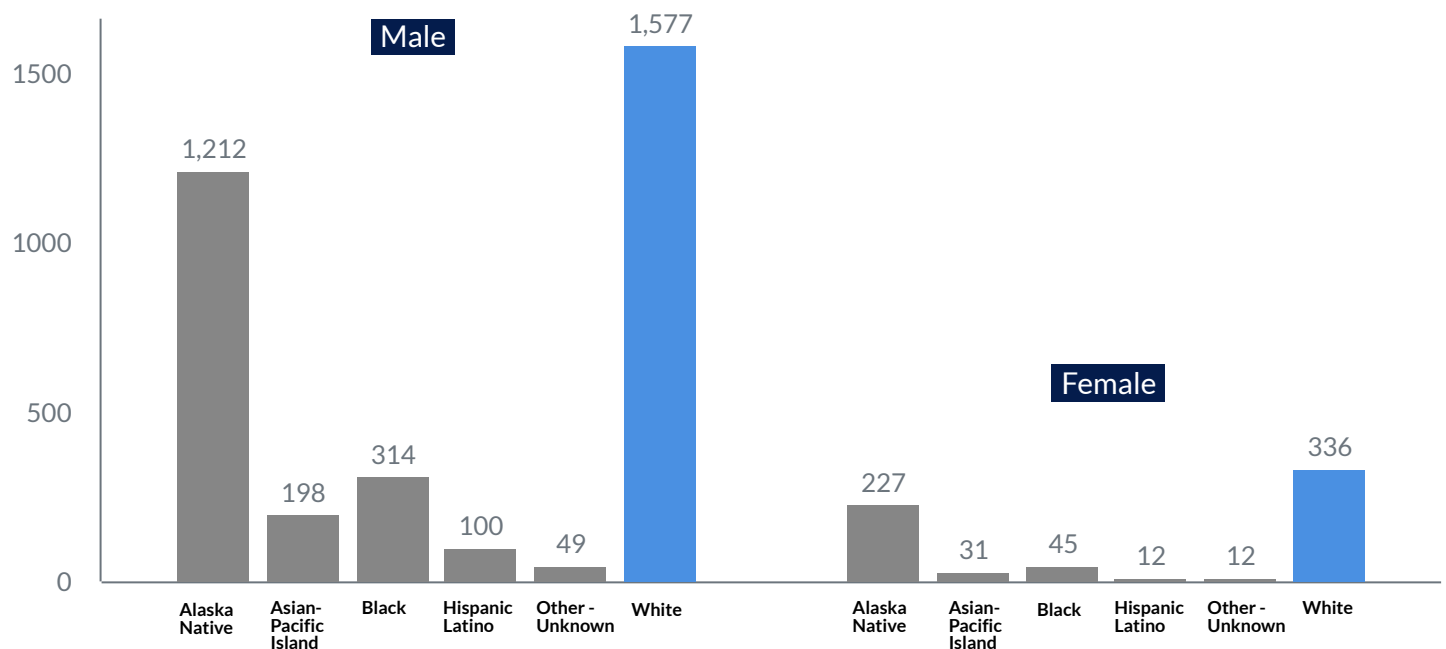


# Probation and Parole

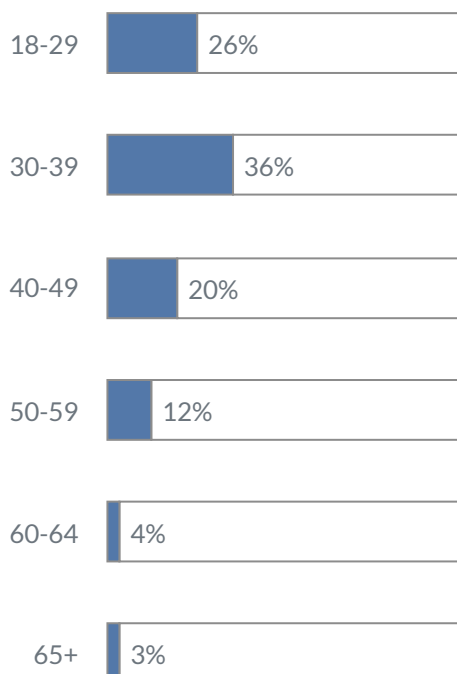
This section includes information about all probationers and parolees under the supervision of the Division of Probation and Parole who are entered into the ACOMS database. It consists of a snapshot of probationers and parolees

entered into the ACOMS database on or before July 1, 2020. The Alaska Native race category includes a small number of Native Americans not indigenous to Alaska.

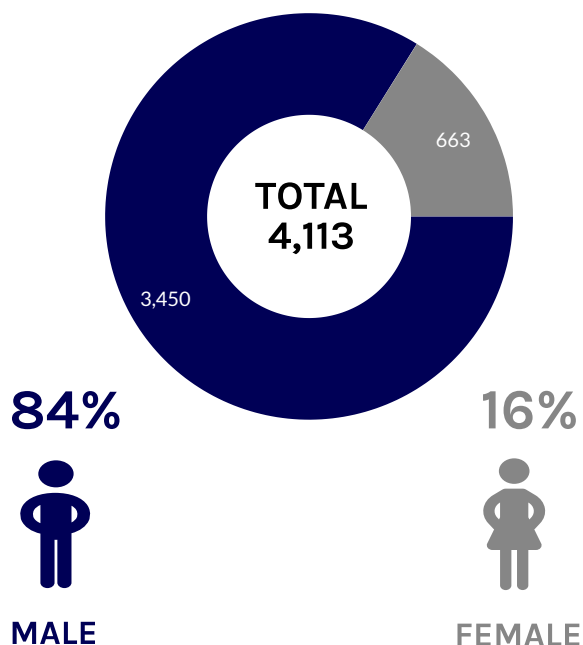
Counts of Probationers/Parolees by Race/Ethnicity and Sex: July 1, 2021



## By Age



## By Sex





# Probation and Parole

## Location Counts

Agency	Female	Male
ANCH PRE-SENT INV UNIT	6	42
ANCHORAGE EM	1	0
ANCHORAGE PROBATION	344	1,775
BARROW PROBATION	4	27
BETHEL PROBATION	22	225
DILLINGHAM PROBATION	3	52
FAIRBANKS PROBATION	59	339
JUNEAU PROBATION	24	140
KENAI PROBATION	71	262
KETCHIKAN PROBATION	20	63
KODIAK PROBATION	10	58
KOTZEBUE PROBATION	10	73
NOME PROBATION	15	73
PALMER PROBATION	68	291
SITKA PROBATION	6	30

## Female Age Statistics

Age Group	Count
19 AND UNDER	3
20 - 29	179
30-39	257
40-49	150
50-59	62
60-64	9
65 AND OVER	3

## Male Age Statistics

Age Group	Count
19 AND UNDER	31
20 - 29	838
30-39	1,208
40-49	663
50-59	441
60-64	140
65 AND OVER	129







# Pretrial Supervision

This section includes information about people placed on Pretrial supervision by the Division of Probation and Parole who are entered into the ACOMS database. It consists of information entered into the ACOMS database on or before July 1, 2020. The Alaska Native race category includes a small number of Native Americans not indigenous to Alaska.

## Pretrial Counts by Supervision Status on July 1, 2021

Status	2019	2020	2021
Absconder	65	557	426
Community Supervision	2,134	2,283	2,905
Pending Release*	572	1,005	1,387

\*The defendant is incarcerated in prison and must meet additional court ordered obligations before they can be released to Pretrial Community Supervision.

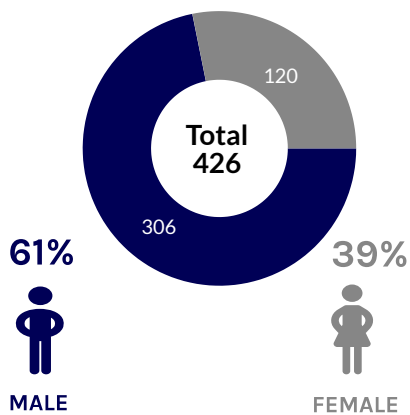
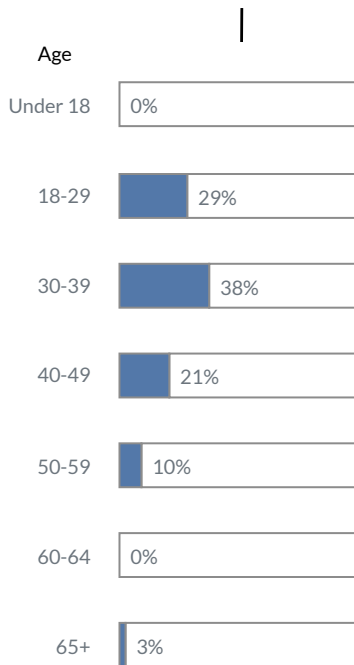
## Pretrial Supervision by Office & Status on July 1, 2021

Pretrial Office	Absconder	Community Supervision	Pending Release
Anchorage Pretrial	294	1,553	960
Bethel Pretrial	-	14	20
Craig PD Pretrial	-	2	-
Dillingham Pretrial	-	39	2
Fairbanks Pretrial	21	318	133
Haines PD Pretrial	-	2	-
Juneau Pretrial	21	205	41
Kenai Pretrial	37	265	45
Ketchikan Pretrial	-	66	26
Kodiak Pretrial	-	6	-
Nome Pretrial	-	1	-
Palmer Pretrial	51	412	152
Sitka Pretrial	2	14	7
Utqiagvik Pretrial	-	8	1

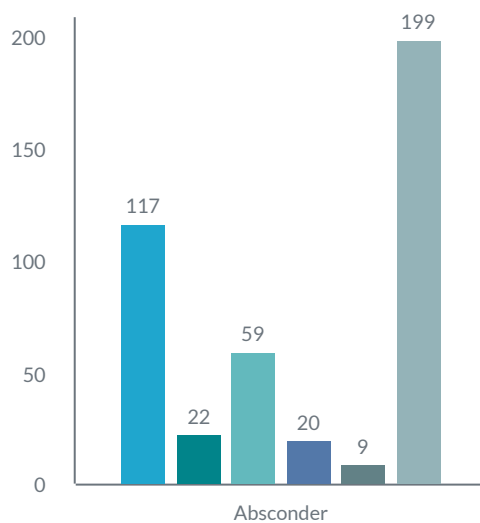


# Pretrial Supervision by Age Group, Sex, Race and Status on July 1, 2021

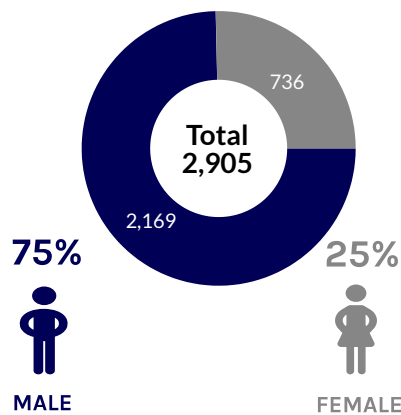
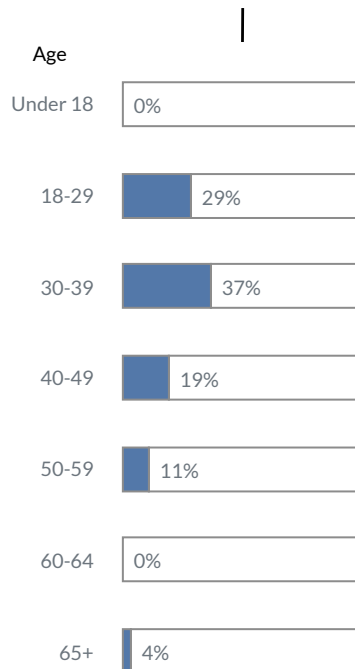
## Absconder



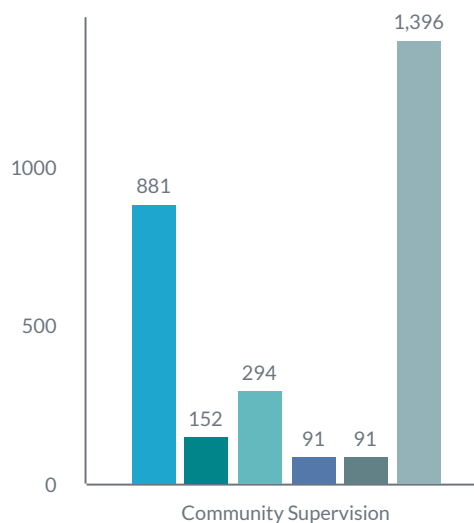
## Race



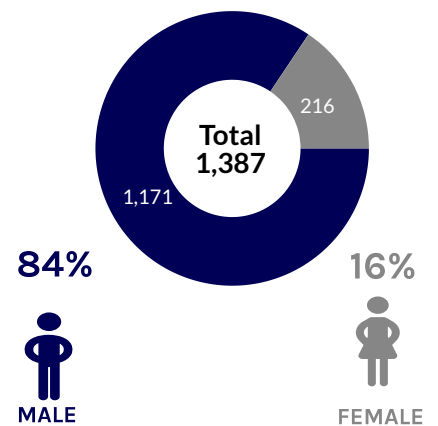
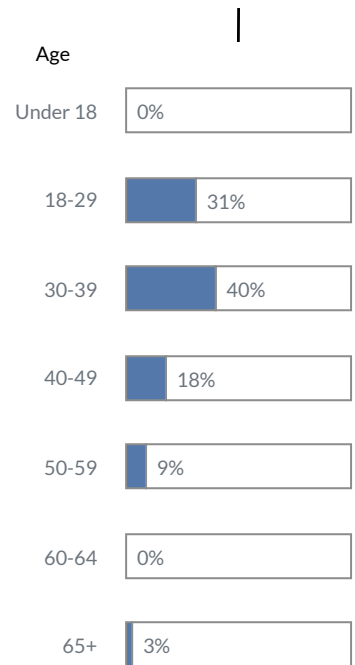
## Community Supervision



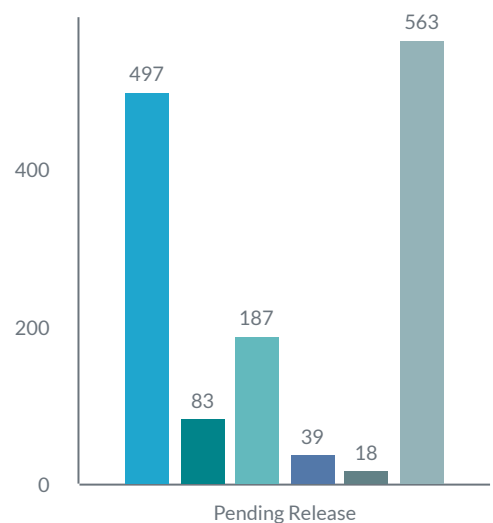
## Race



## Pending Release



## Race



ALASKA NATIVE ASIAN/PACIFIC ISLAND BLACK HISPANIC/LATINO OTHER/UNKNOWN WHITE



# Recidivism

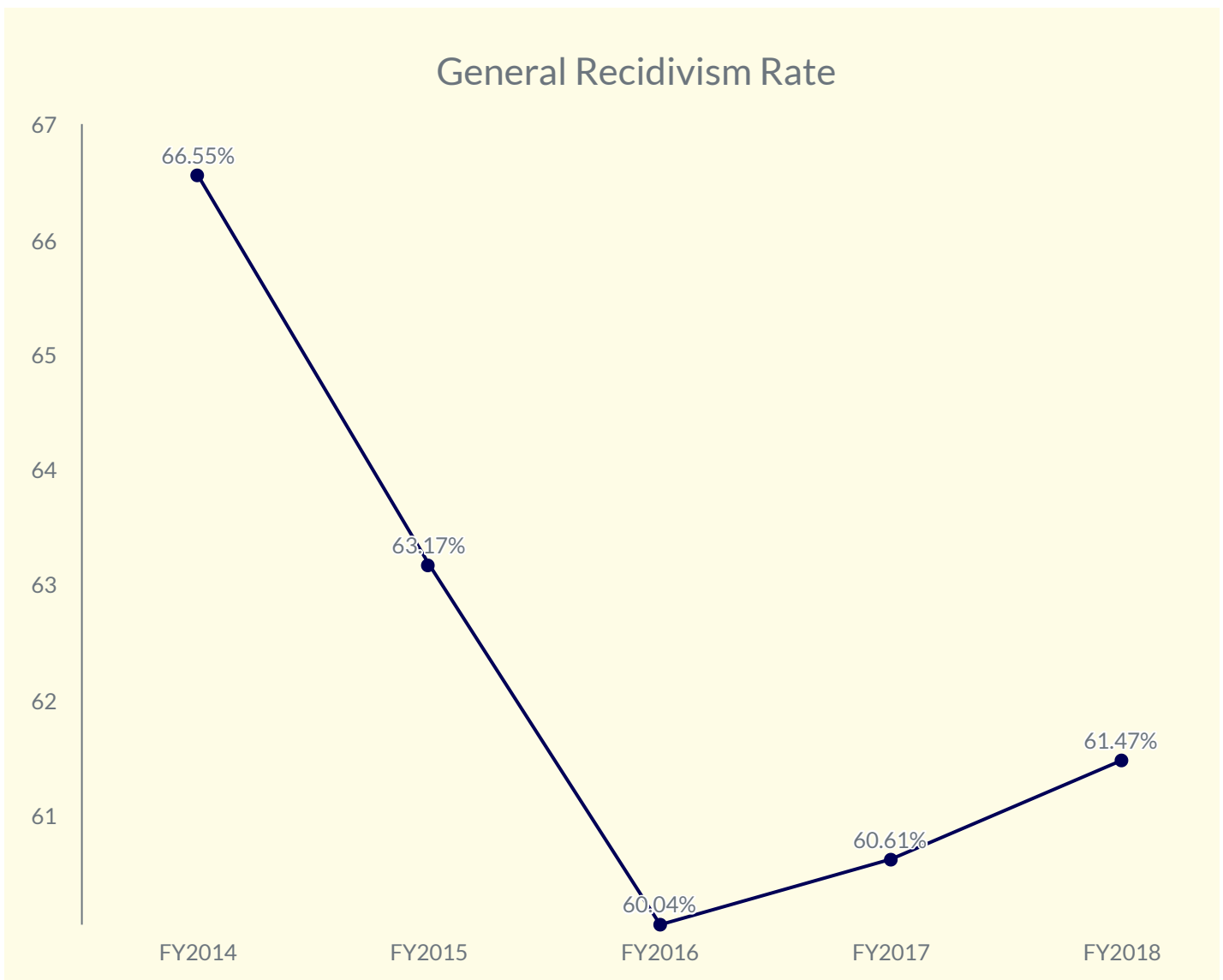
2021 | DOC Research and Analysis Unit

Alaska's general recidivism rates are defined as any person released from custody preceded by a felony conviction (including Probation or Parole Violation) who returns to incarceration within 3 years of release for any conviction type including misdemeanor, felony, or Probation/Parole Violation.

Unless noted, Alaska recidivism rates are 3-year rates. Consequently, the 2021 Offender Profile looks at Fiscal Year 2018 releases. This is to allow for up to 3 years to recidivate.

## General Recidivism Rate

	FY2014	FY2015	FY2016	FY2017	FY2018
3 - Year	66.55%	63.17%	60.04%	60.61%	61.47%





# Recidivism

2021 | DOC Research and Analysis Unit

The department recorded the lowest recidivism rate ever calculated using current definitions in FY2016. This rate is based on the number of convicted felony offenders released back into the community and have been reincarcerated as a result of a new sentence, had parole or probation revocation within three years of the release. The department continues its efforts for successful prisoner re-entry in order to reduce criminal recidivism and will report new information accordingly.

The definition of recidivism varies from state to state. Rarely do two states have the same definition. Caution should be used when attempting to compare the recidivism rates of one state to another. Alaska's definition is unique. Alaska has the ability to include released felons who returned to incarceration for felonies, misdemeanors, and Probation/Parole violations. Other states may or may not be more restricted in who they are able to identify as returning to incarceration.

## Offenders Returning to Incarceration Within 3 Years of Release

Fiscal Year	Offenders Released	Offenders Returned	Percentage Returning
FY 2018	2,735	1,691	61.47%
FY 2017	2,973	1,802	60.61%
FY 2016	3,686	2,213	60.04%
FY 2015	3,899	2,463	63.17%
FY 2014	4,135	2,752	66.55%

EXIT OFFENSE CLASS RELEASED IN FY2018	RETURN OFFENSE CLASS										Total Returns
	RELEASES	ALCOHOL	DRUGS	MOTOR VEHICLE	PERSON	PROBATION /PAROLE	PROPERTY	PUBLIC ORDER/ ADMIN	SEX/ REGISTER ABLE	WEAPONS	
ALCOHOL	131	9.16%	0.00%	1.53%	5.34%	32.82%	1.53%	0.00%	0.00%	0.00%	50.38%
DRUGS	139	0.72%	8.63%	1.44%	1.44%	26.62%	3.60%	0.72%	0.72%	0.72%	44.60%
MOTOR VEHICLE	34	0.00%	0.00%	2.94%	8.82%	29.41%	2.94%	14.71%	0.00%	0.00%	58.82%
PERSON	316	2.85%	0.32%	0.00%	12.98%	32.91%	3.48%	1.27%	0.00%	0.00%	53.80%
PROBATION/PAROLE	1651	1.15%	1.21%	0.55%	7.33%	49.85%	3.82%	1.94%	0.18%	0.24%	66.69%
PROPERTY	283	0.35%	1.06%	1.41%	5.65%	36.04%	20.50%	0.71%	0.00%	1.06%	68.55%
PUBLIC ORDER/ADMIN	46	4.35%	2.17%	0.00%	4.35%	52.17%	2.17%	8.70%	0.00%	2.17%	76.09%
SEX/REGISTERABLE	127	0.79%	0.00%	0.00%	3.94%	22.84%	0.00%	2.36%	2.36%	0.00%	32.28%
WEAPONS	47	0.00%	0.00%	0.00%	4.26%	25.53%	2.13%	0.00%	0.00%	4.26%	36.17%
TOTAL	2777	1.62%	1.33%	0.65%	7.17%	42.64%	5.15%	1.84%	0.25%	0.40%	61.47%



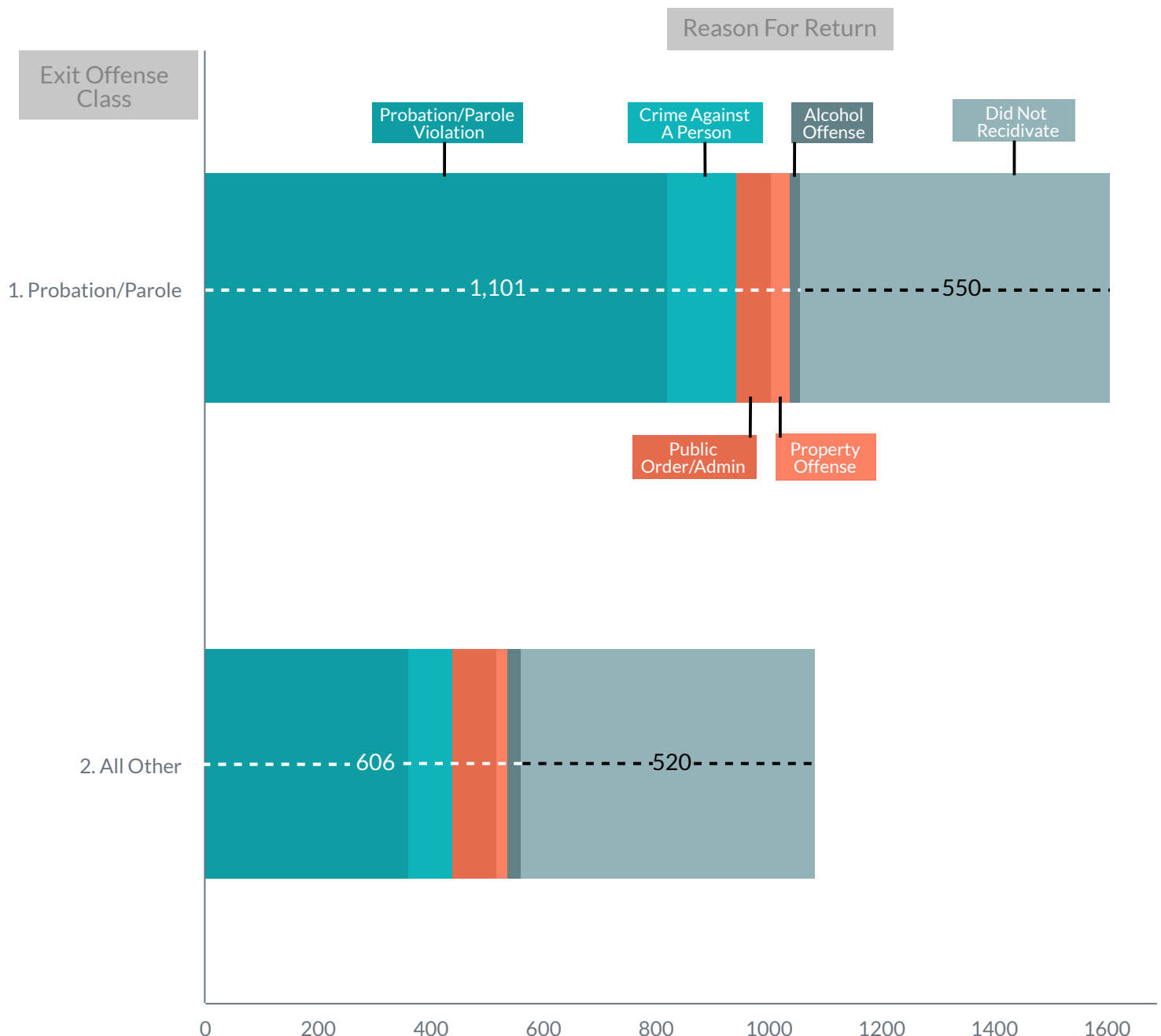
# Recidivism

2021 | DOC Research and Analysis Unit

This graph shows the 5 most common reasons offenders recidivate. Offenders in DOC custody that were released in FY2018 showed the highest rate of return for probation and parole violations. Probation and parole violations account for 69% of the current recidivism rate. Offenders whose previous offense was a proba-

tion or parole violation account for 64% of the current recidivism rate. "All other" includes offenders who previously committed alcohol, drugs, motor vehicles, personal, property, public order/admin, sex offenses and weapons crimes. The table on page 46 provides more information regarding this graph.

## Recidivism in Alaska





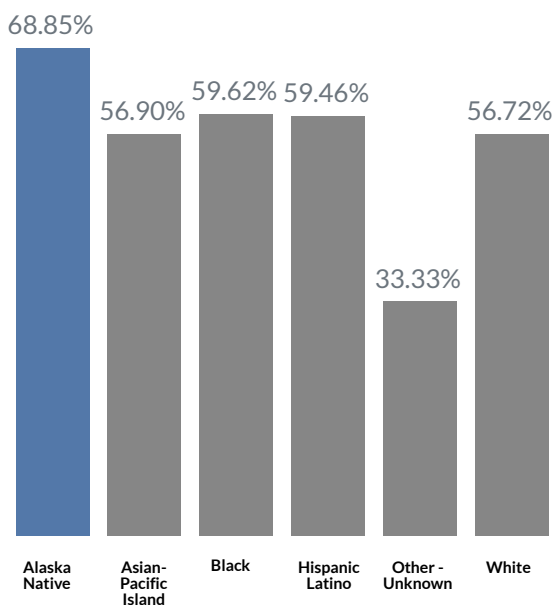
# Recidivism

2021 | DOC Research and Analysis Unit

The following table displays data about recidivation and the offenders' previous offense. The reason for return to DOC custody is found on the top portion of the table, while the previous offense can be found on the left-hand side of the table.

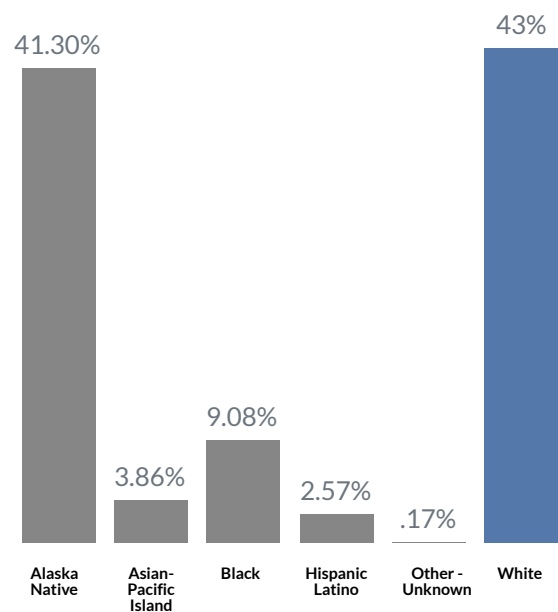
EXIT OFFENSE CLASS RELEASED IN FY2018	RELEASES	ALCOHOL	MOTOR VEHICLE	PERSON	PROBATION/P AROLE	PROPERTY	DRUGS	PUBLIC ORDER/ ADMIN	SEX/ REGISTERABLE	WEAPONS	Total Returns
ALCOHOL	131	12	2	7	43	2	0	0	0	0	66
DRUGS	139	1	2	2	37	5	12	1	1	1	62
MOTOR VEHICLE	34	0	1	3	10	1	0	5	0	0	20
PERSON	316	9	0	41	104	11	1	4	0	0	170
PROBATION/PAROLE	1651	19	9	121	823	63	20	32	3	4	1101
PROPERTY	283	1	4	16	102	58	3	2	0	3	194
PUBLIC ORDER/ ADMIN	46	2	0	2	24	1	1	4	0	1	35
SEX/REGISTERABLE	127	1	0	5	29	0	0	3	3	0	41
WEAPONS	47	0	0	2	12	1	0	0	0	2	17
TOTAL	2777	45	18	199	1184	143	37	51	7	11	1707

Recidivism Rates of Race Populations -  
Release Year FY2018



\*Each bar in this graph represents the recidivism rate for a specific race population amongst that race population after release in 2018.

Recidivists by Race - Release Year FY2018



\*Each bar in this graph represents a direct percentage of recidivists from release year FY2018.





A L A S K A

# Department of Corrections

JAN 2021 | Staff

Offenders in our charge will be treated in a safe and humane manner, and will be expected to enhance their ability to reform every day.



**Nancy Dahlstrom**

DOC Commissioner

**Jake Wyckoff**

Deputy Commissioner - Institutions

**Jeremy Hough**

Director of Institutions

**Laura Brooks**

Director of Health and Rehabilitation Services

**Kelly Goode**

Deputy Commissioner - Pretrial and Parole & Operations

**Jen Winkelman**

Director of Pretrial, Probation & Parole

**April Wilkerson**

Director of Administrative Services

**Betsy Holley**

Communications / Public Information Officer

**Christina Hart**

Executive Assistant

**Michael Matthews**

DOC Research Analyst

# OFFENDER PROFILE

STATE OF ALASKA  
DEPARTMENT OF CORRECTIONS  
RESEARCH



**DOC Research welcomes your questions.**

David Phillips  
Research Analyst  
[david.phillips@alaska.gov](mailto:david.phillips@alaska.gov)  
Office: (907) 465-1855

Jesse Stringer  
Research Analyst  
[jesse.stringer@alaska.gov](mailto:jesse.stringer@alaska.gov)  
Office: (907) 465-3425  
Cell: (907) 764-9449

**Department of Corrections - Juneau**  
P.O. Box 112000  
Juneau, Alaska 99811-2000  
Phone: 907-465-4652  
Fax: 907-465-3390

**Department of Corrections - Anchorage**  
550 West 7th Avenue, Suite 1800  
Anchorage, Alaska 99501  
Phone: 907-334-2381  
Toll Free: 844-934-2381