

Alaska Department of Corrections

2024

# Offender Profile

Trends, Counts & Percentages

32 Population Data Sets From 2024

Vigilance - Pride - Dedication

Prepared by: **DOC Research**

Information about all offenders under the jurisdiction of the State of Alaska Department of Corrections.



# The State of Alaska Department of Corrections: Our Mission

The Alaska Department of Corrections provides secure confinement, reformative programs, and a process of supervised community reintegration to enhance the safety of our communities.

We are trained professionals committed to a safe, open and respectful organization.

We are dedicated to public safety and will always respect the rights and dignity of victims of crime. Offenders in our charge will be treated in a safe and humane manner and will be expected to enhance their ability to reform every day.

---

We express our profound gratitude to the professionals whose exemplary work strengthens the Department of Corrections and advances our mission.

To our parole and probation officers, correctional officers, administrative staff, social workers, and leadership, your steadfast commitment to public safety, rehabilitation, and reentry is commendable.

We also recognize the vital contributions of our maintenance personnel, counselors, educators, healthcare providers, and support teams. Your collective expertise and diligence uphold the integrity of our operations.

Thank you for your outstanding service.








# CONTENTS

	Page
Foreword	4
Institutions	8
Community Residential Centers and Electronic Monitoring	19
Pretrial, Probation and Parole	22
Recidivism	25
Appendix	28





**“Progress isn't just measured in numbers—it's measured in lives changed.”**

# Foreword

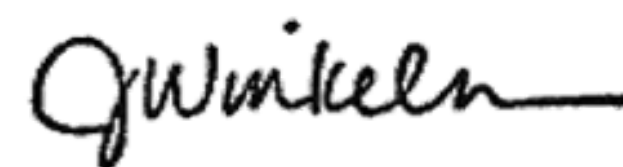
At its heart, this report isn't just about numbers—it's about people, their stories, and the work we do every day to make Alaska safer. Behind every statistic is a person with a history, a future, and the potential for change. And behind every policy and program is a team of dedicated professionals committed to rehabilitation, accountability, and community well-being.

Corrections is often seen as a system of walls and barriers, but I believe it's also a bridge—a bridge between where someone has been and where they have the opportunity to go. The work we do is complex, sometimes exhausting, but always important. It demands both courage and compassion. We are not just managing facilities; we are shaping futures, supporting staff resilience, and ensuring that those in our care leave in better condition than when they arrived.

This year's *Offender Profile* highlights the realities we face, from population trends and public safety challenges to the impact of education, job training, and behavioral health programs. Data is our tool for understanding where we are and where we need to go. But progress isn't just measured in numbers—it's measured in lives changed.

As you read this report, I encourage you to see beyond the data. See the human potential. See the dedication of our staff. See the opportunity to shape a system that not only holds people accountable but also offers a path forward. Because when we invest in people, we invest in a safer, stronger Alaska.

Sincerely,



Commissioner, Alaska Department of Corrections



# Shaping the Future: Data Driven Decision Making in Alaska DOC

Sustained progress in any organization is not the result of a single breakthrough but of disciplined, iterative improvements. In *Good to Great*, Jim Collins wrote, “*Great vision without great people is irrelevant.*” This year’s *Offender Profile* is a testament to both—a continuation of the foundational work that has shaped DOC research while embracing the next evolution in how we analyze and communicate critical data.

Our goal is not only to present the most accurate and actionable data but to enhance how we collect, interpret, and use that data to inform decision-making. This aligns directly with Commissioner Winkelman’s priority of leveraging technology to drive efficiency and insight.

Great organizations build upon their past while relentlessly improving their future. This report is more than a reflection of where we are—it is a tool to help DOC move forward with clarity, discipline, and purpose.

Sincerely,

*Jesse Stone*

Lead Research Analyst, Alaska Department of Corrections





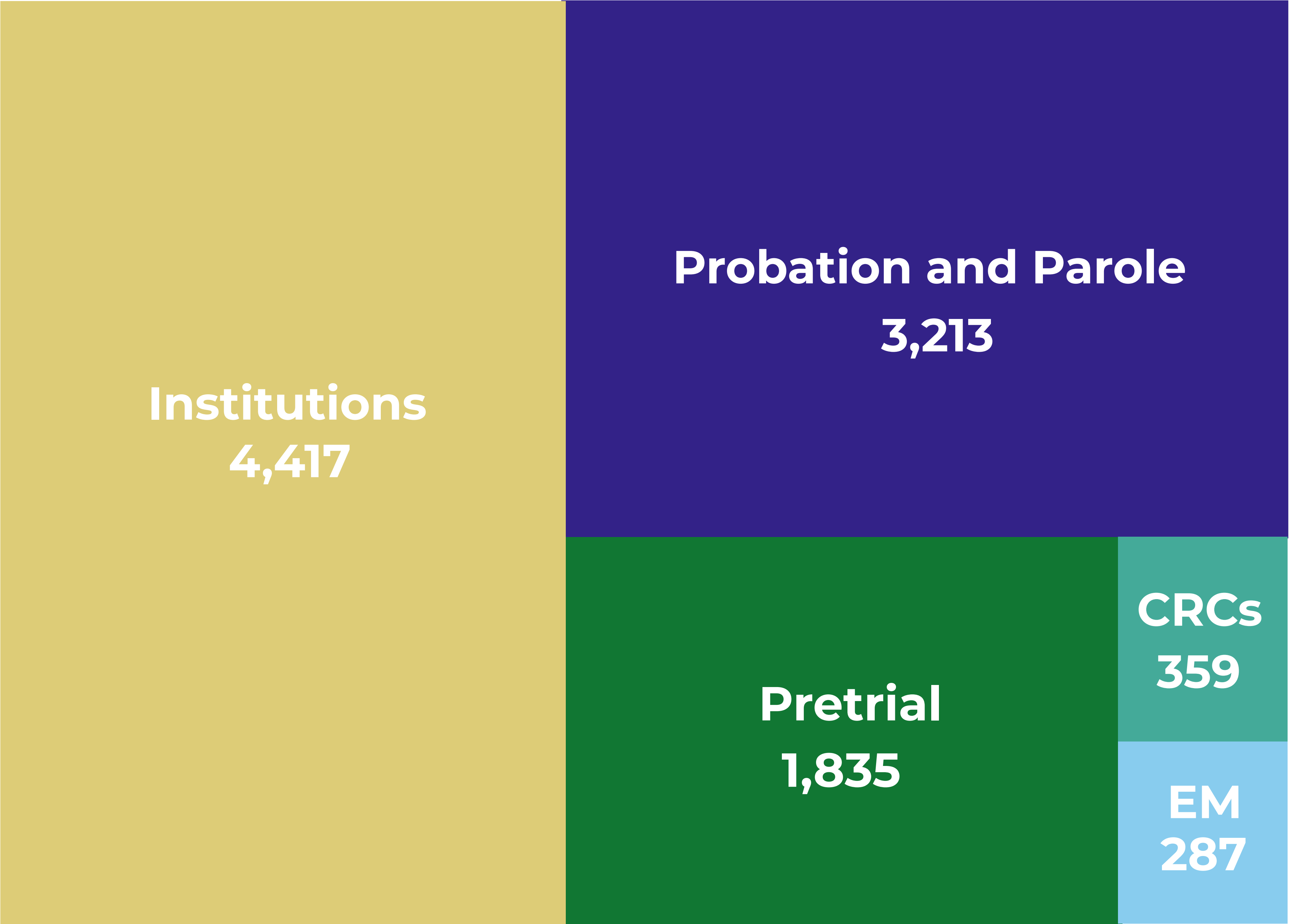
# Alaska Department of Corrections (DOC)

## Population Snapshot - Alaska DOC Counts on July 1, 2024

The **Alaska Department of Corrections** is a **unified prison system**. This means the jail system is integrated into the prison system. The Alaska Department of Corrections is responsible for **5 primary population groups** within the state. (1) Institutions, (2) probation and parole, (3) pretrial, (4) community residential centers (CRCs) and (5) electronic monitoring (EM) are all managed by DOC. Offenders in **institutions** combined with those under **probation and parole** makeup **75% of those in our care and custody**.

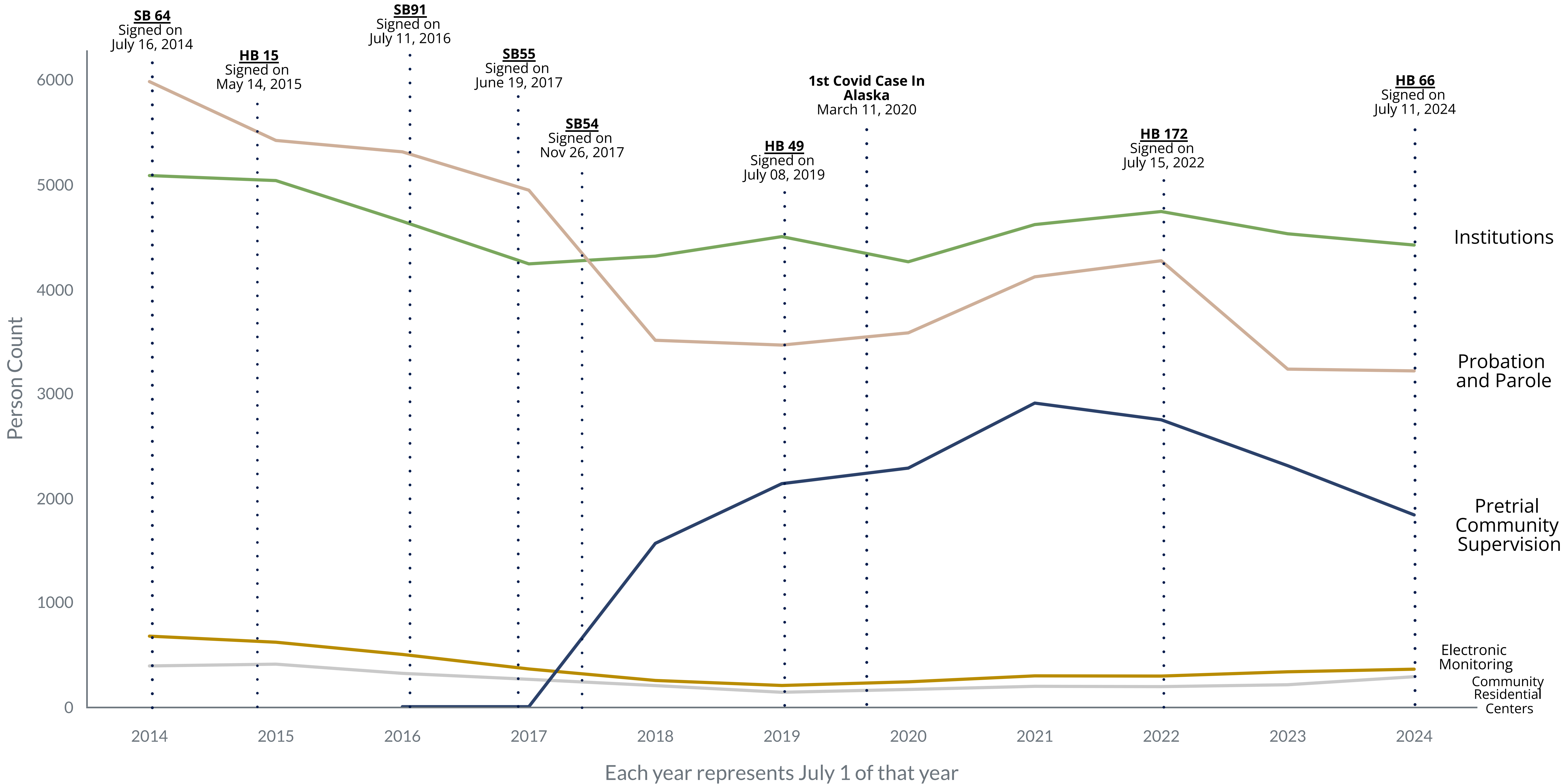
10,111

With over 10,000 people in DOC custody, the combined DOC population is larger than the city of Wasilla.





# DOC Annual Custody Count and Alaska Legislation





# Institutions

Count and admissions data in this section includes information about all offenders under the jurisdiction of the State of Alaska who are entered into the Alaska Corrections Offender Management System, also known as ACOMS. Count information consists of monthly averages and daily counts. Admissions data includes all criminal admits, non-criminal admits and federal holds for all offenders.

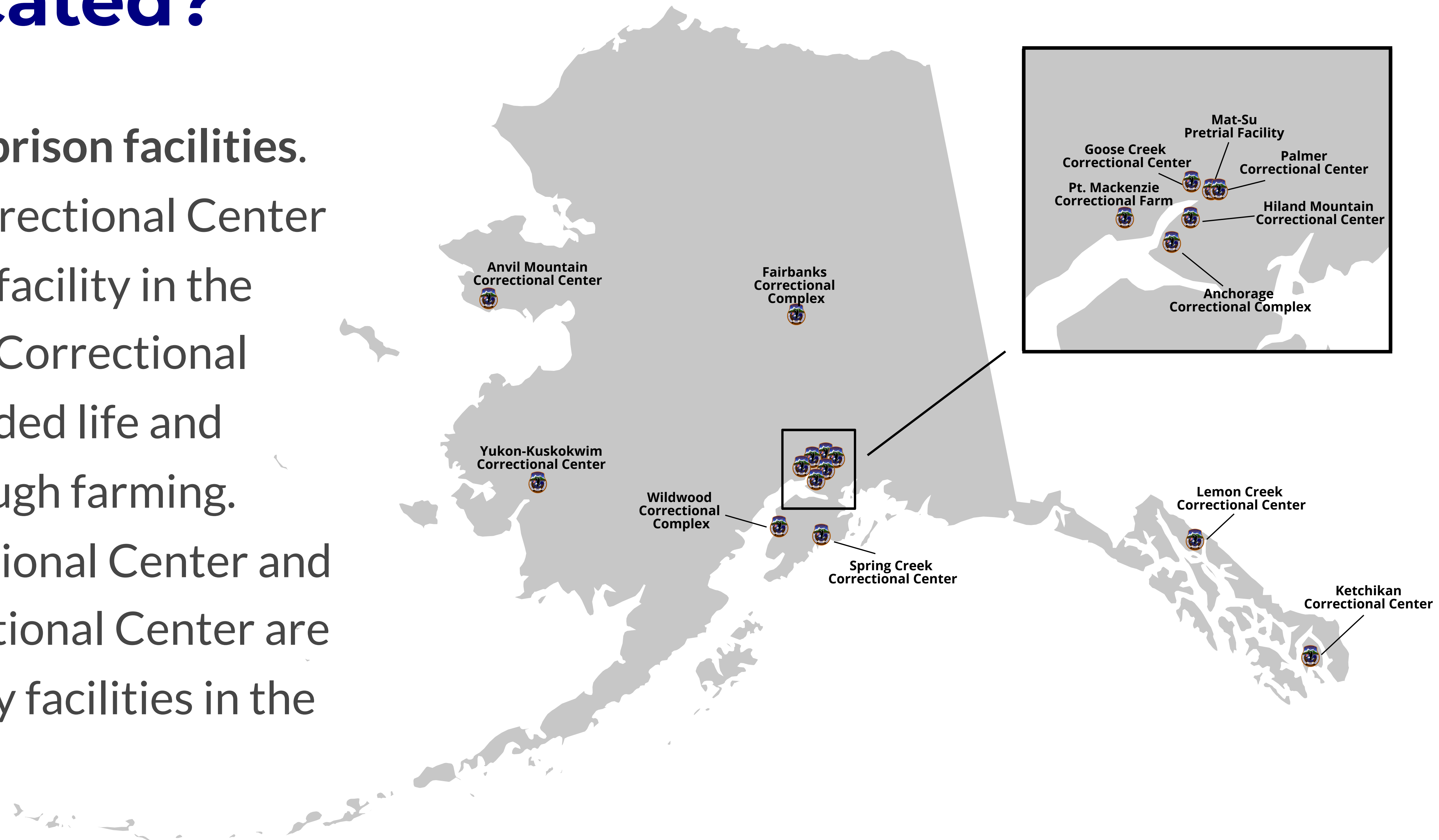
## Article I Section 12 of The Constitution of the State of Alaska

**Excessive bail shall not be required, nor excessive fines imposed, nor cruel and unusual punishments inflicted. Criminal administration shall be based upon the following: the need for protecting the public, community condemnation of the offender, the rights of victims of crimes, restitution from the offender, and the principle of reformation.**



# Where are Alaska prisons located?

Alaska maintains **13 prison facilities**. Hiland Mountain Correctional Center is the only all-female facility in the state. Pt. Mackenzie Correctional Farm provides expanded life and vocational skills through farming. Spring Creek Correctional Center and Lemon Creek Correctional Center are the only close custody facilities in the state.



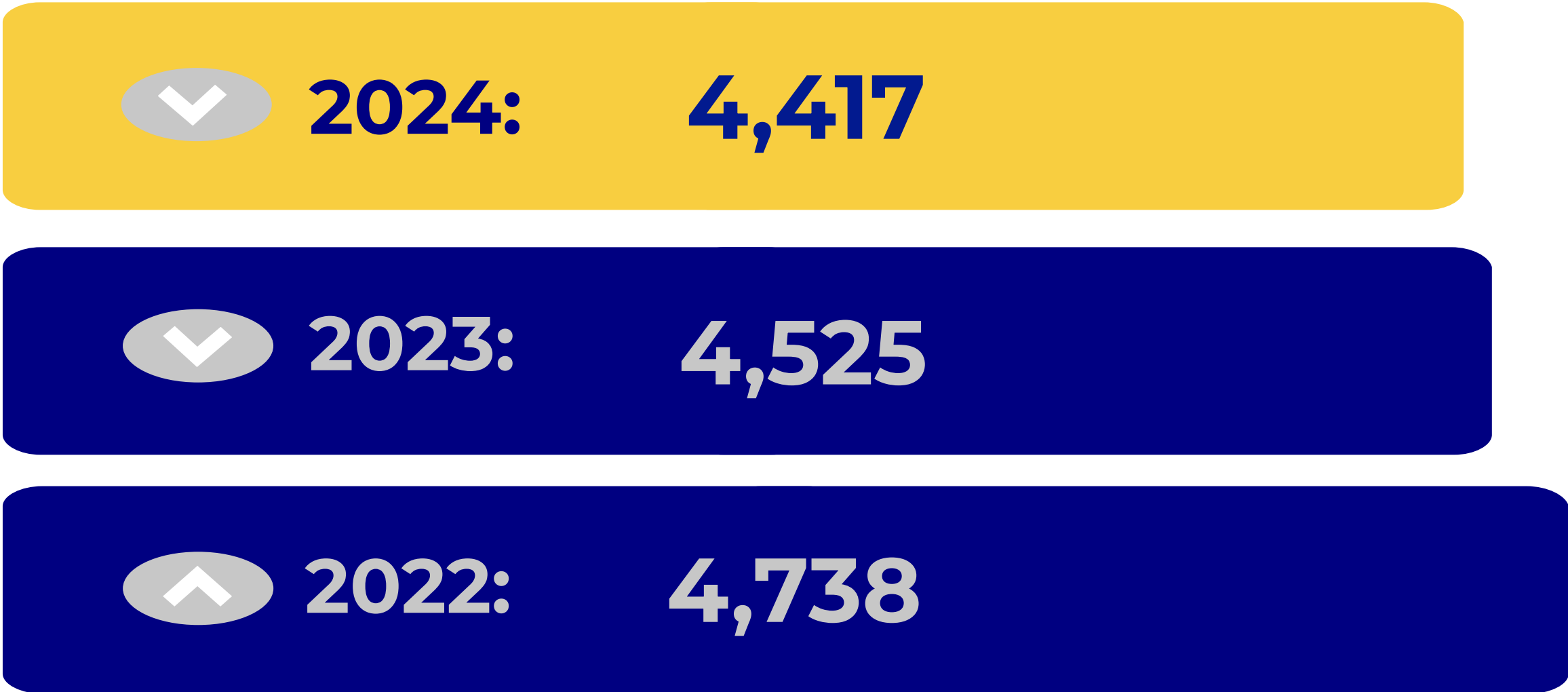


# Alaska Prisons

## Data Insights


### Total prisoner count

There were 4,417 inmates in Alaska prisons on July 1, 2024. This count is lower than the previous two years.



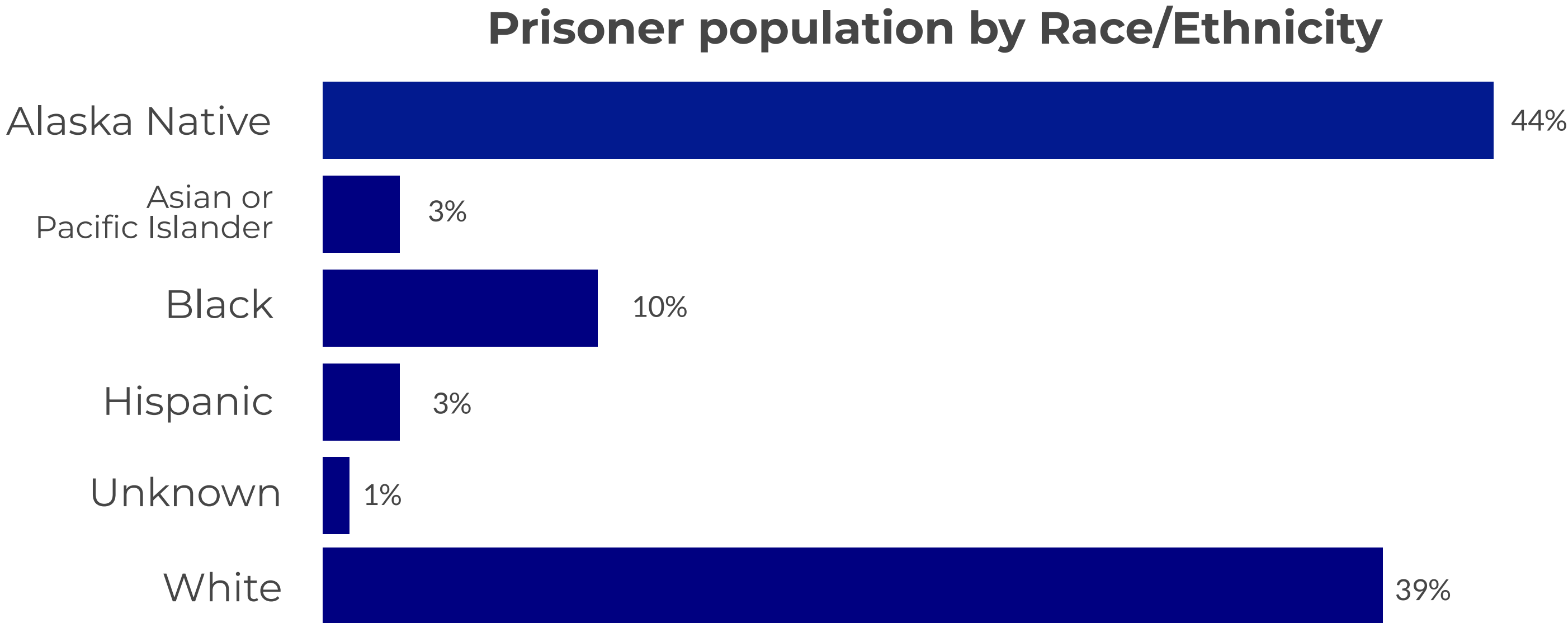
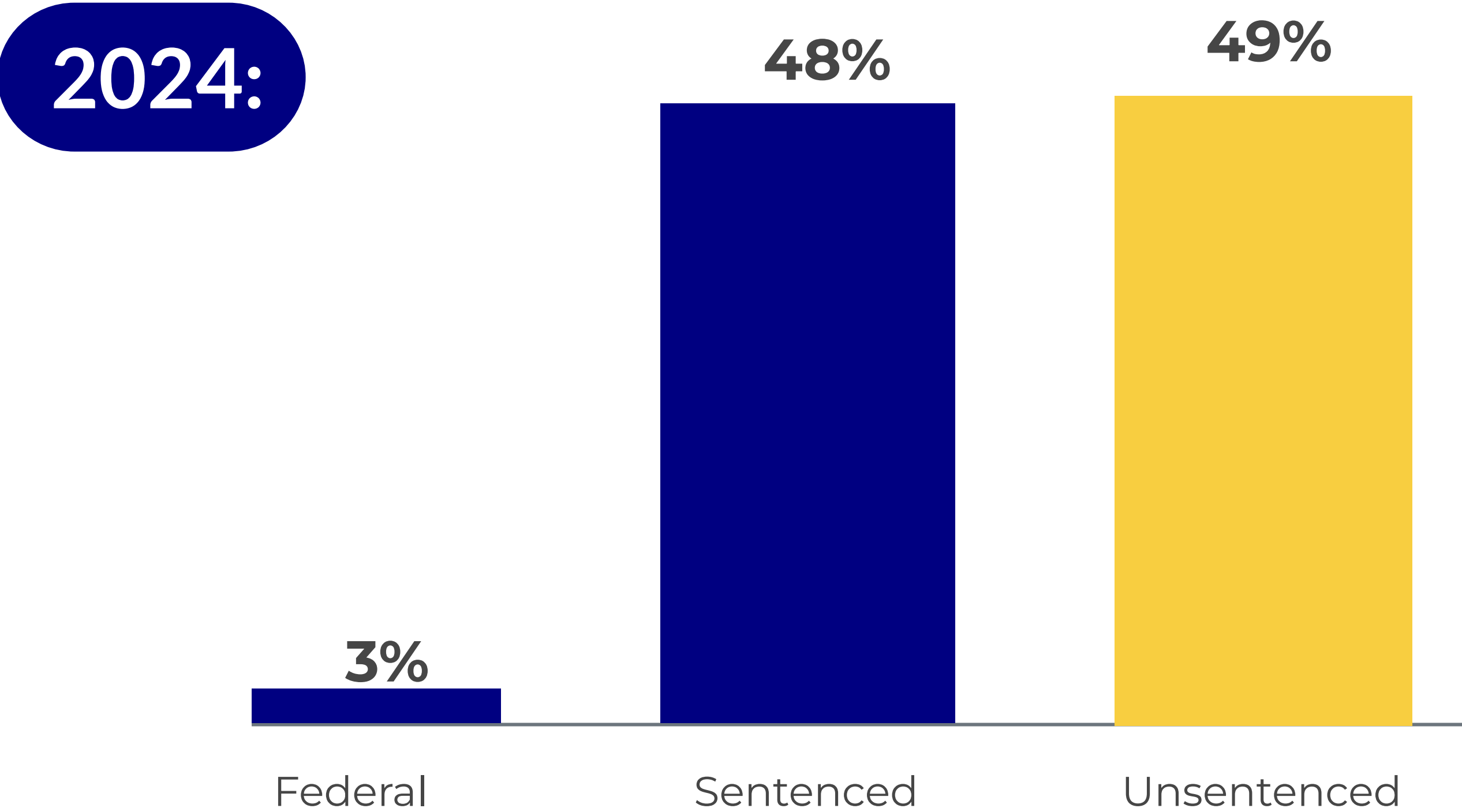
### Which prison housed the most inmates in Alaska?

Goose Creek Correctional Center housed 27% of our prison population on July 1, 2024, with 1,205 inmates.



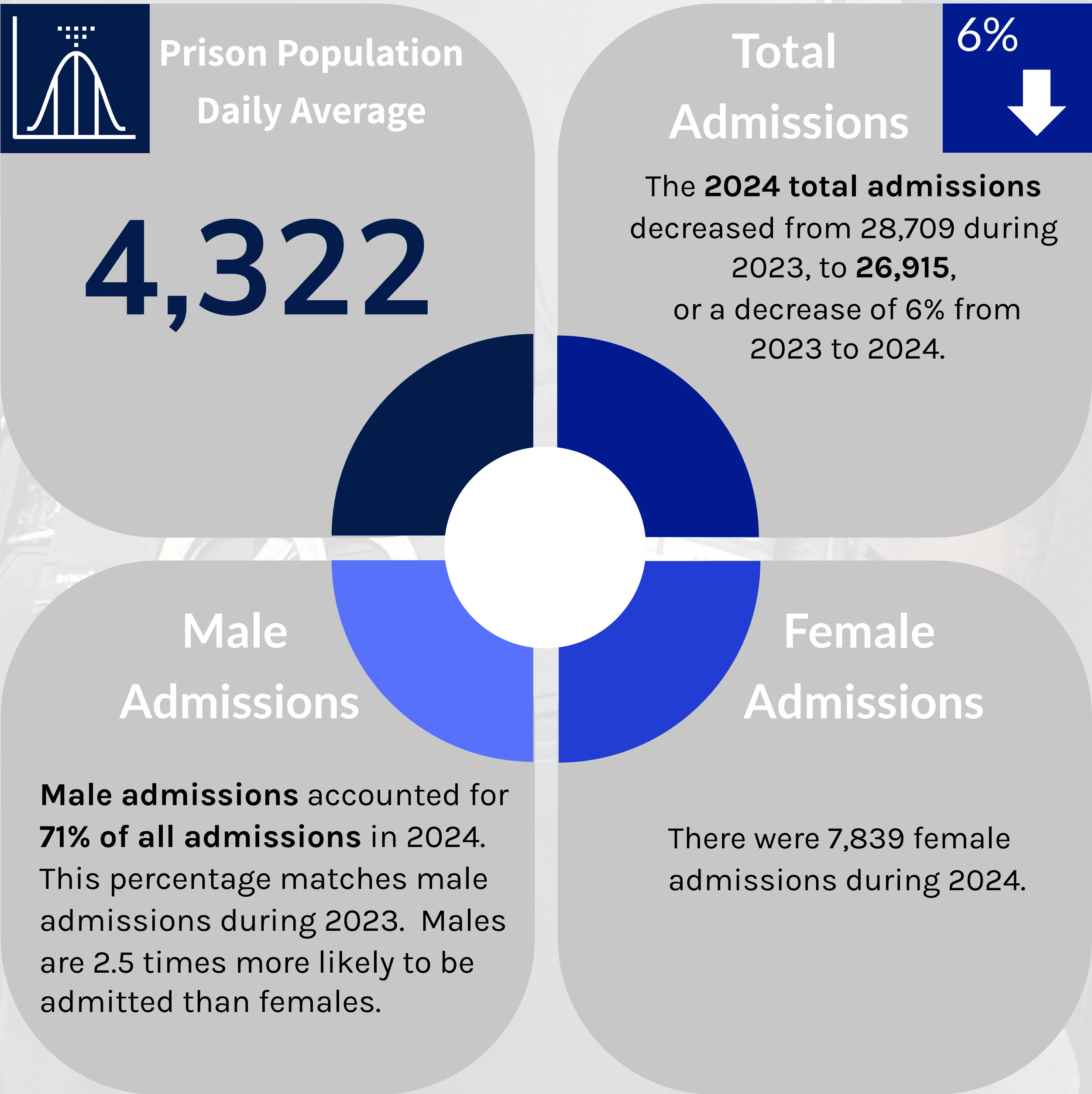
### Legal status within Alaska's prisons

DOC houses sentenced, unsentenced and federal inmates as well as a small number of Title 47 holds. There were 4 individuals under a Title 47 hold at the time of this count.

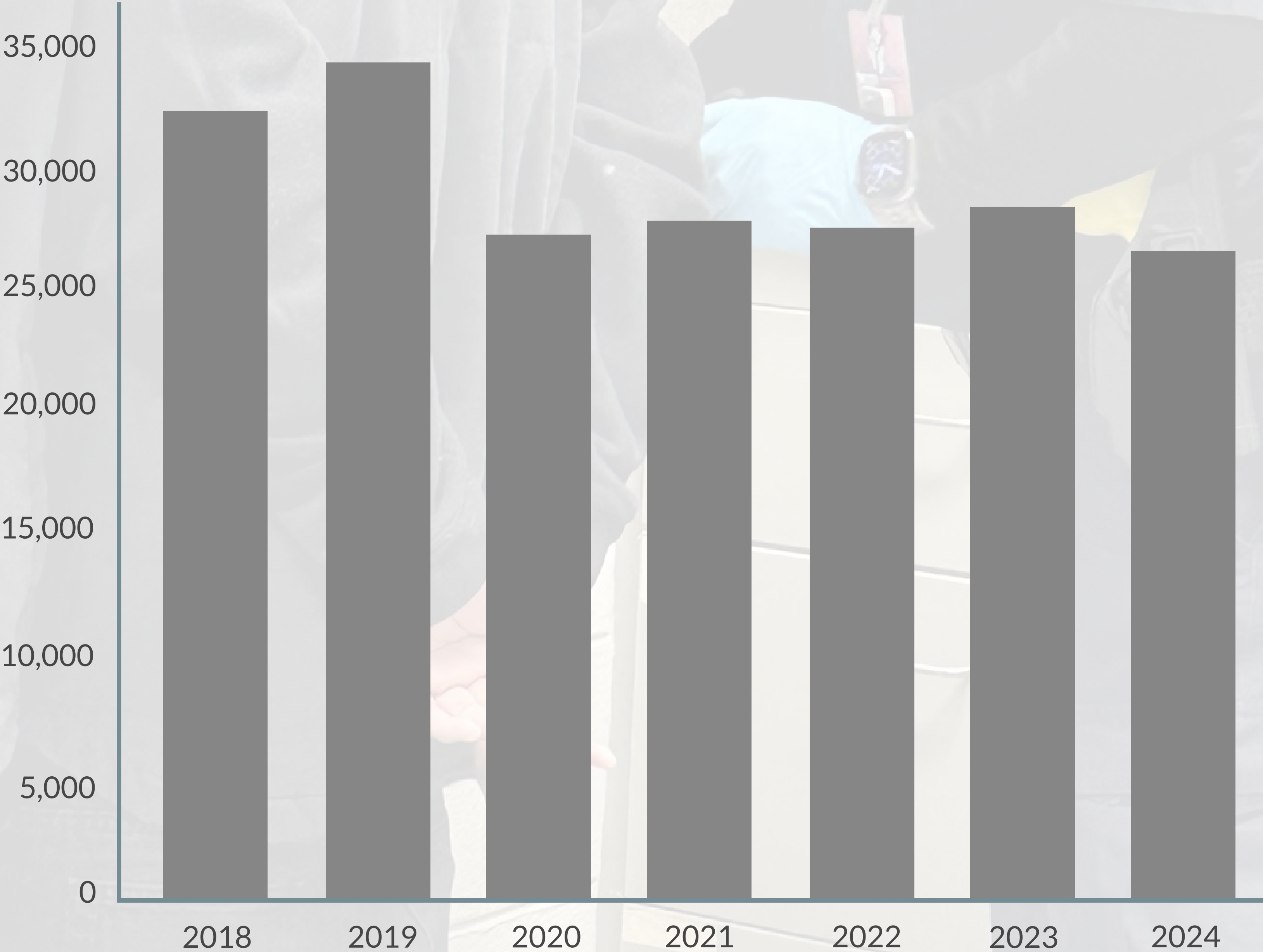




# Alaska Prisons Trends



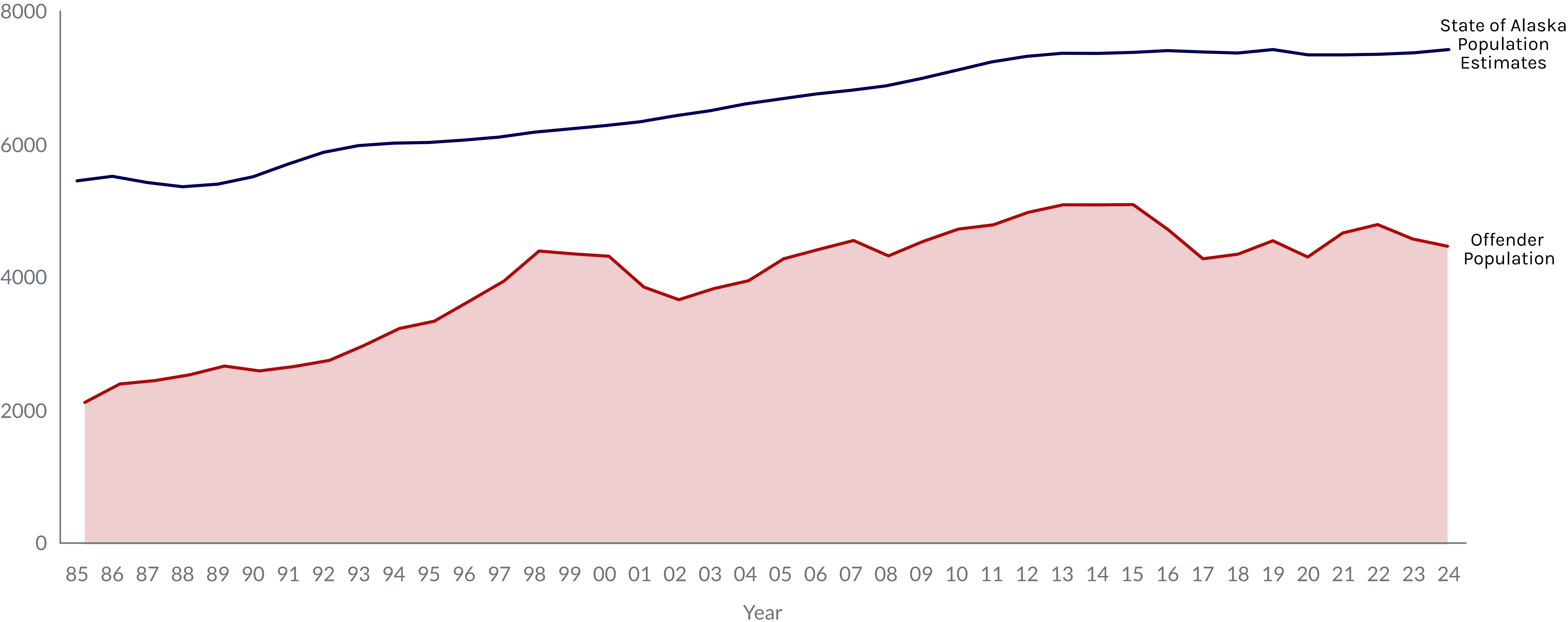
Total Admissions by Year





# Alaska Prisons Trends

State Population Estimates Compared to Offender Population as of July 1, 1985-2024\*



\* Alaska's Population (in 100s) is estimated by the Alaska Dept. of Labor, Research and Analysis Section.



# Legal Status, Location and Length of Stay

## Legal Status

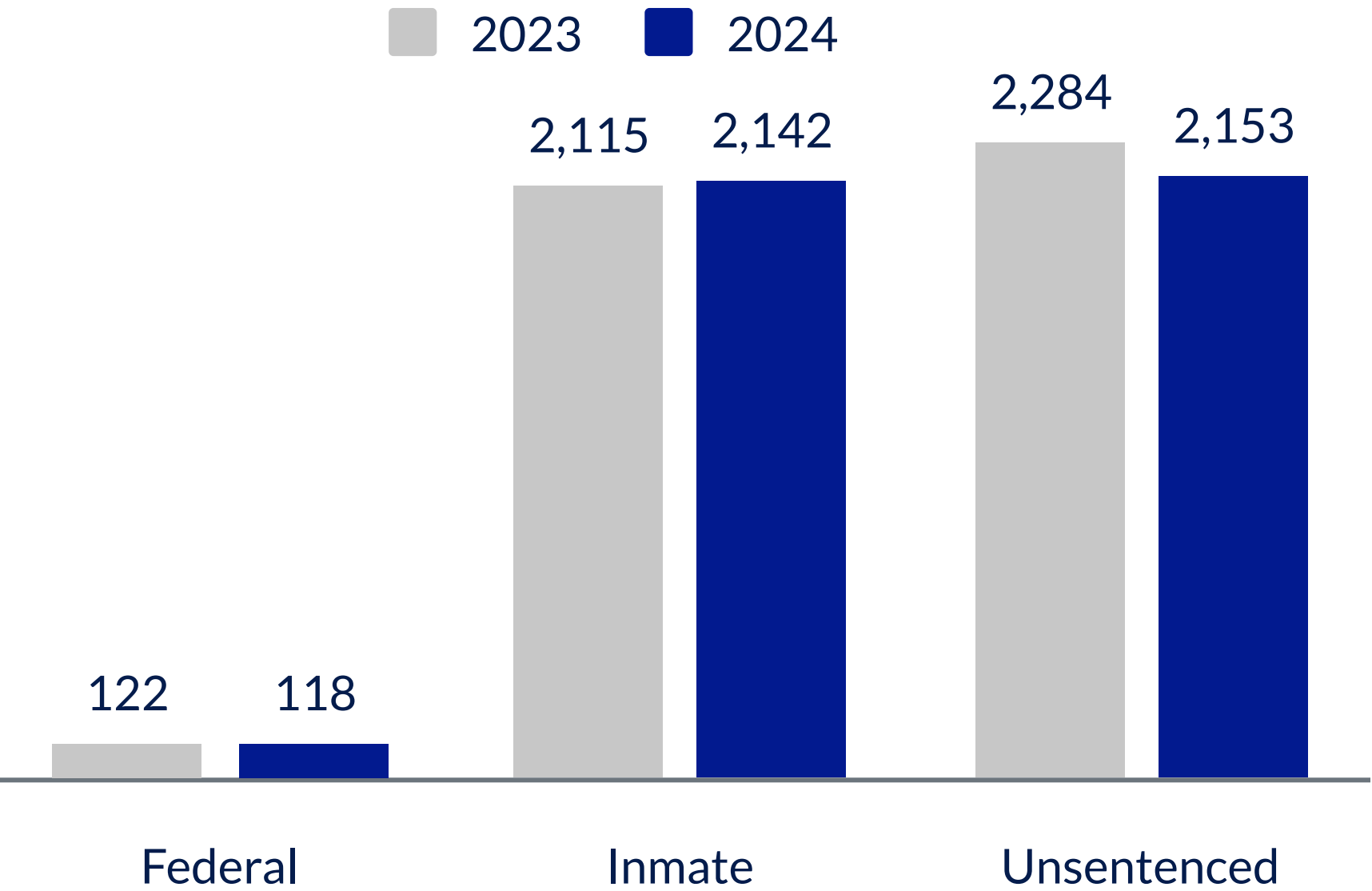
The sentenced population accounts for over 1% more of the population than it did in 2023.

47% —→ **48%**

The unsentenced population accounts for over 1% less of the population than it did in 2023.

50% —→ **49%**

Count by Legal Status: July 1, 2023 & July 1, 2024

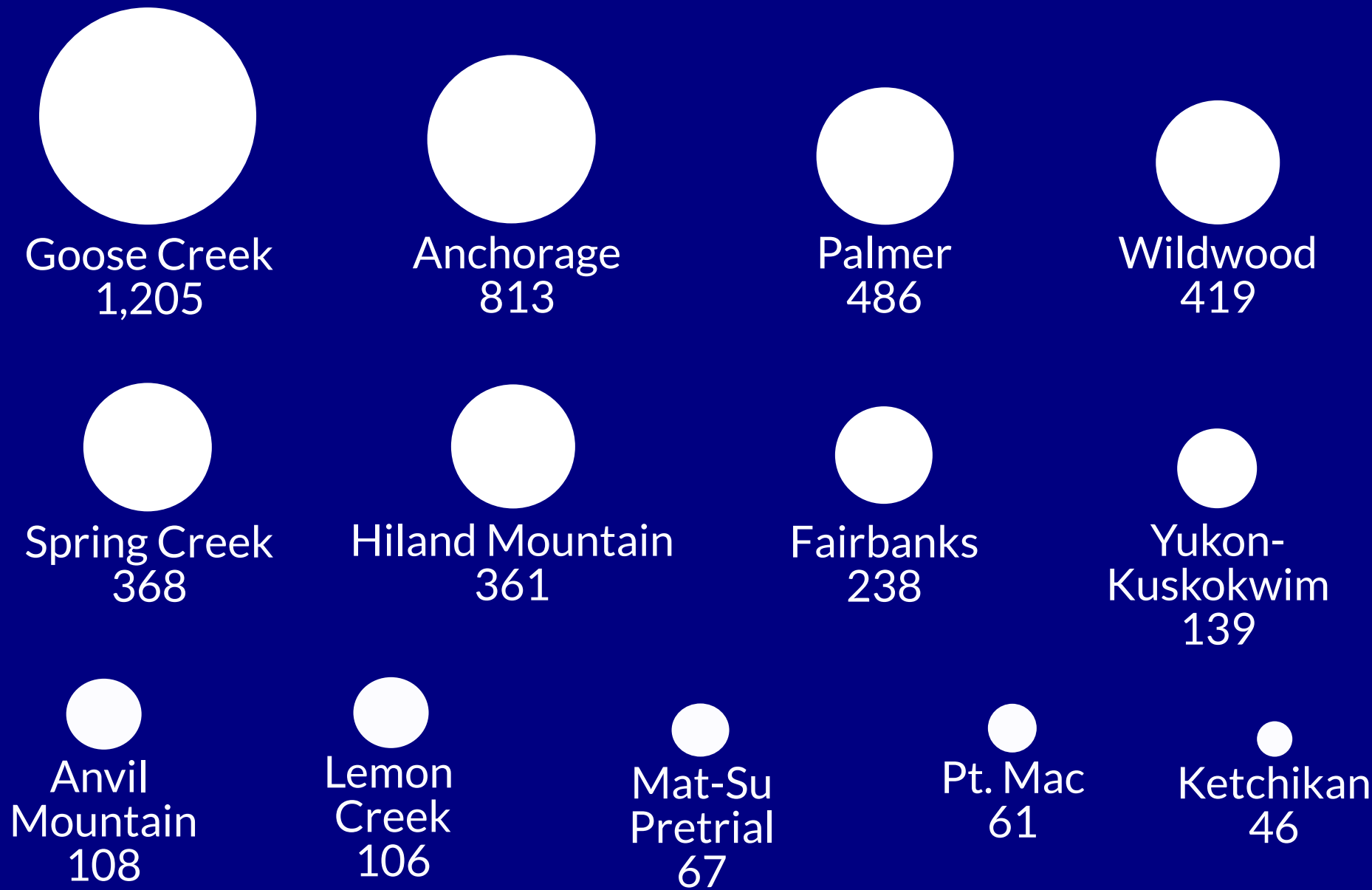


## Population by Location

**Goose Creek** is the **largest** DOC prison facility with a general capacity of 1,408 inmates.

**Ketchikan** is home to Alaska's **smallest** prison facility with a general capacity of 52 inmates.

Population on July 1, 2024

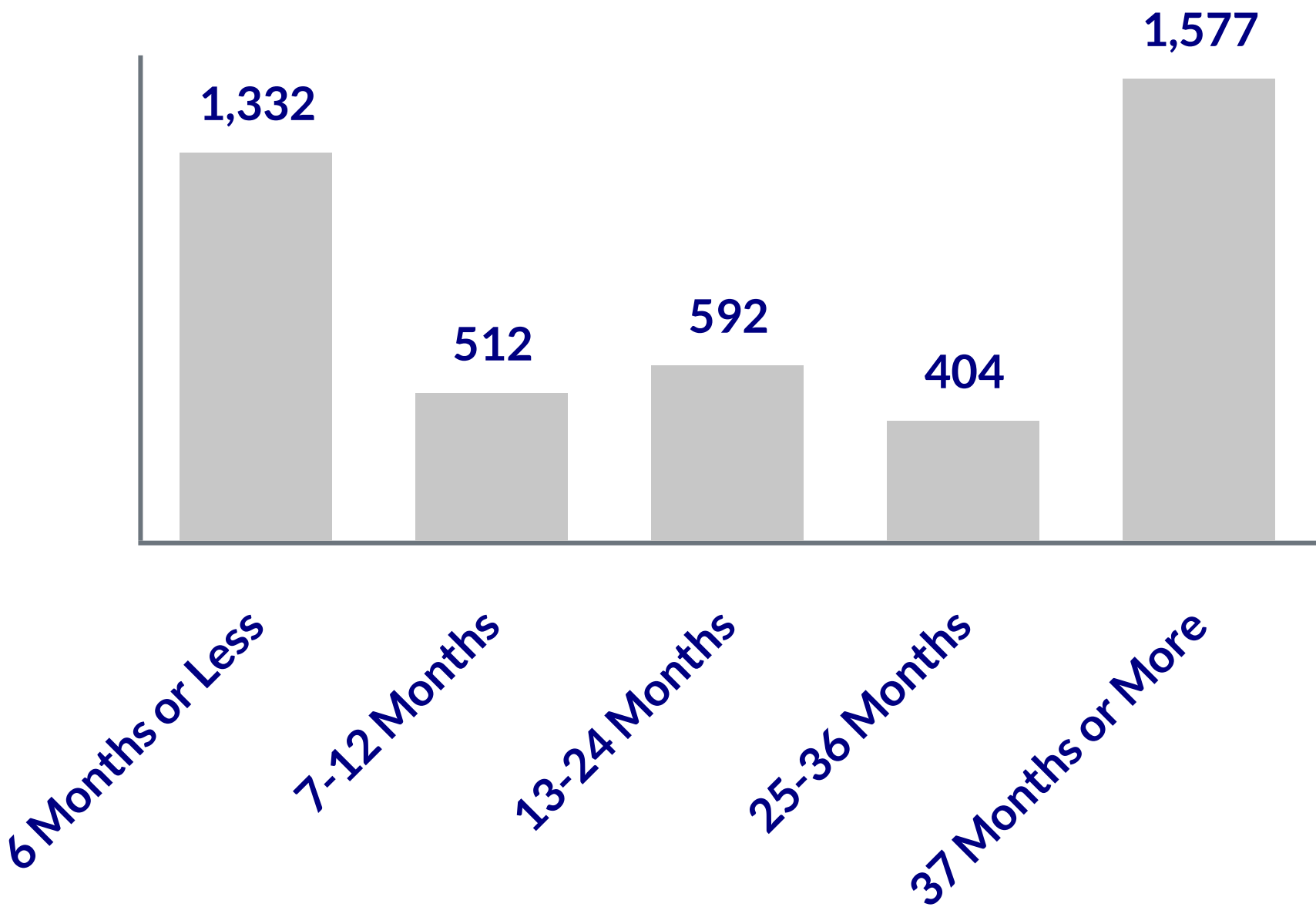


## Length of Stay

**30%** of inmates have been in prison for **6 months or less**. Many inmates are serving time for misdemeanors which tend to have shorter sentences.

**36%** of inmates have been in prison for **37 months or more**.

Count of Inmates by Length of Stay: July 1, 2024





# A Brief Summary of Alaska's Prison Population by Legal Status

## Did you know?

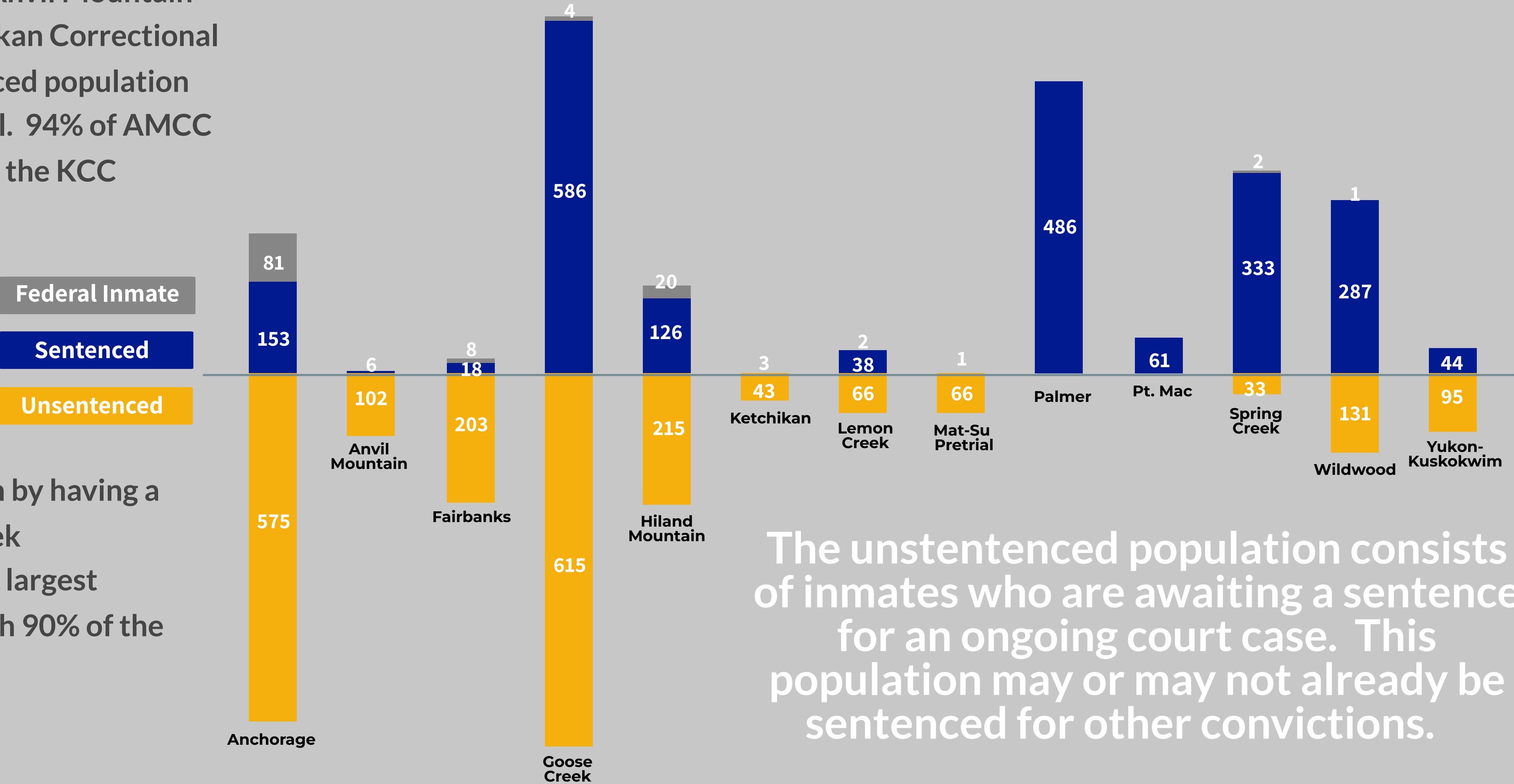
**Unsentenced** and **pretrial** are two separate descriptors in DOC terminology. Unsentenced refers to incarcerated individuals who have not received a sentence. Pretrial refers to individuals who are awaiting trial and have court ordered supervision. **More information about pretrial can be found on page 23.**

Goose Creek Correctional Center (GCCC) held the most unsentenced prisoners on July 1, 2024. Anvil Mountain Correctional Center (AMCC) and Ketchikan Correctional Center (KCC) held the largest unsentenced population by percentage outside of Mat-Su Pretrial. 94% of AMCC inmates were unsentenced while 93% of the KCC population was unsentenced.

Being Alaska's largest prison facility, GCCC also held the most sentenced prisoners at the time of this count.

Palmer Correctional Center (PCC) and Pt. Mac Correctional Farm (PMCF) housed the largest sentenced population by having a 100% sentenced population. Spring Creek Correctional Center (SCCC) held the 3rd largest sentenced population by percentage with 90% of the population serving sentenced time.

Facility Population Count by Legal Status on July 1, 2024



The unstentenced population consists of inmates who are awaiting a sentence for an ongoing court case. This population may or may not already be sentenced for other convictions.

Anvil Mountain, Ketchikan, Mat-Su Pretrial, Palmer, Pt. Mac and Yukon-Kuskokwim did not hold federal inmates at the time of this count.

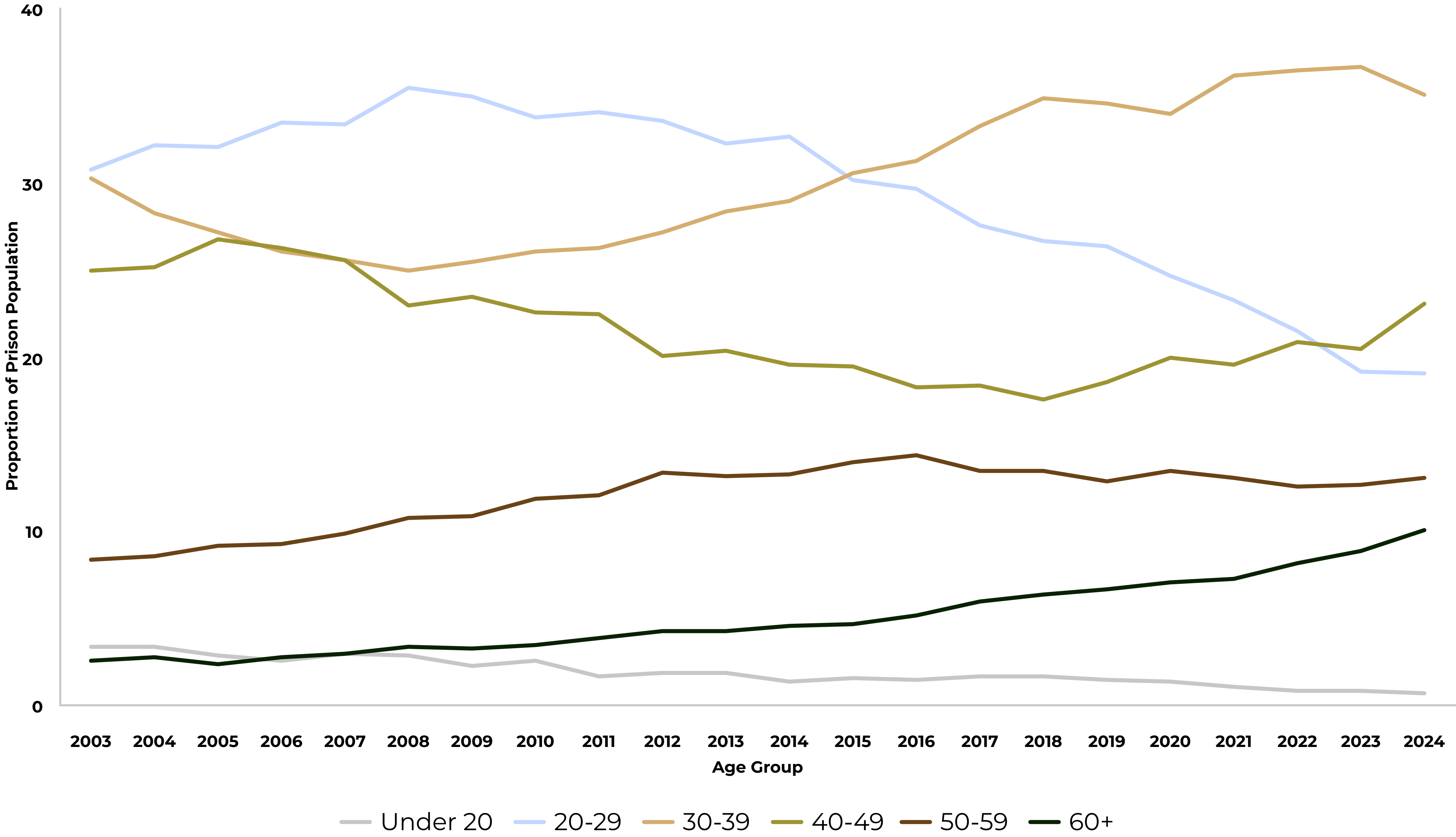


# Alaska's Prison Population is Aging

## Prison Population Ages Over the Last 20 Years

Last year a DOC study of prison populations revealed that the most common ages of prisoners are 30-39, and that hasn't always been the case.

During the first decade of this century, 20-29 year olds represented the largest proportion of prisoners in Alaska. In 2010, trend lines for ages 20-29 and 30-39 began to converge where they ultimately inverted beginning in 2015. The state has also seen a noticeable increase to the prison population of adults aged 50+ during the past 20 years.

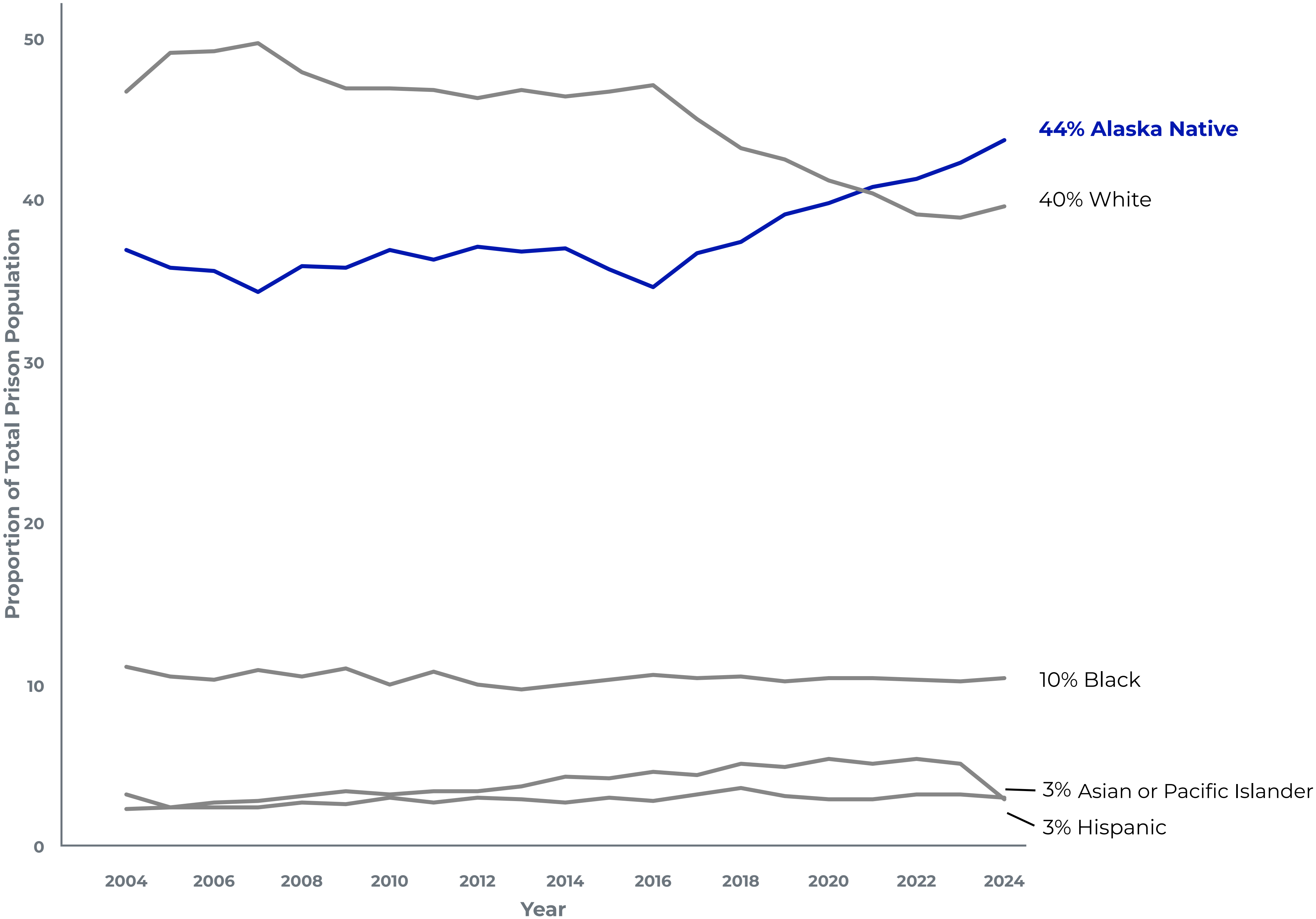




# Proportion of Prison Population by Race/Ethnicity Over the Last 20 Years

For 16 of the last 20 years, white inmates represented the largest population in Alaska's prisons. Beginning in 2017, counts of white inmates began to decrease compared to previous years. Simultaneously counts of Alaska Native inmates increased. Proportionally, the **Alaska Native** prison population has accounted for approximately **1% more** of the total population **each year since 2017**. Alaska Native prisoners were the **largest racial/ethnic group** in Alaska's prisons accounting for **44% of the total population** on July 1, 2024.

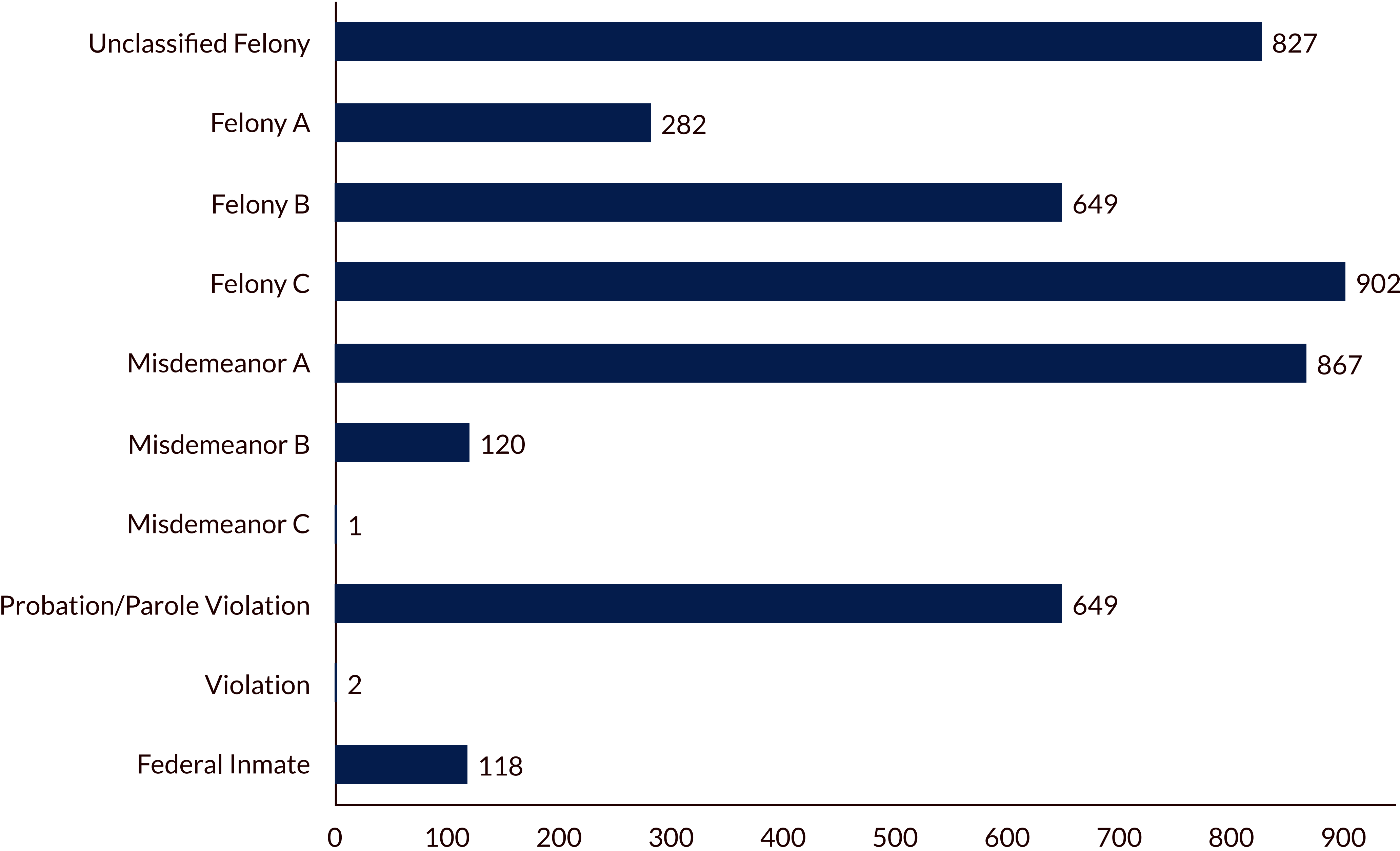
Asian or Pacific Islanders had a 2% decrease in the total population between 2023 and 2024.





# Offense Level of Prison Population

## At the Time of Charge or After Conviction



See Alaska Statute  
11.81.250 -  
Classification of Offenses  
for information on each of  
these offense levels.

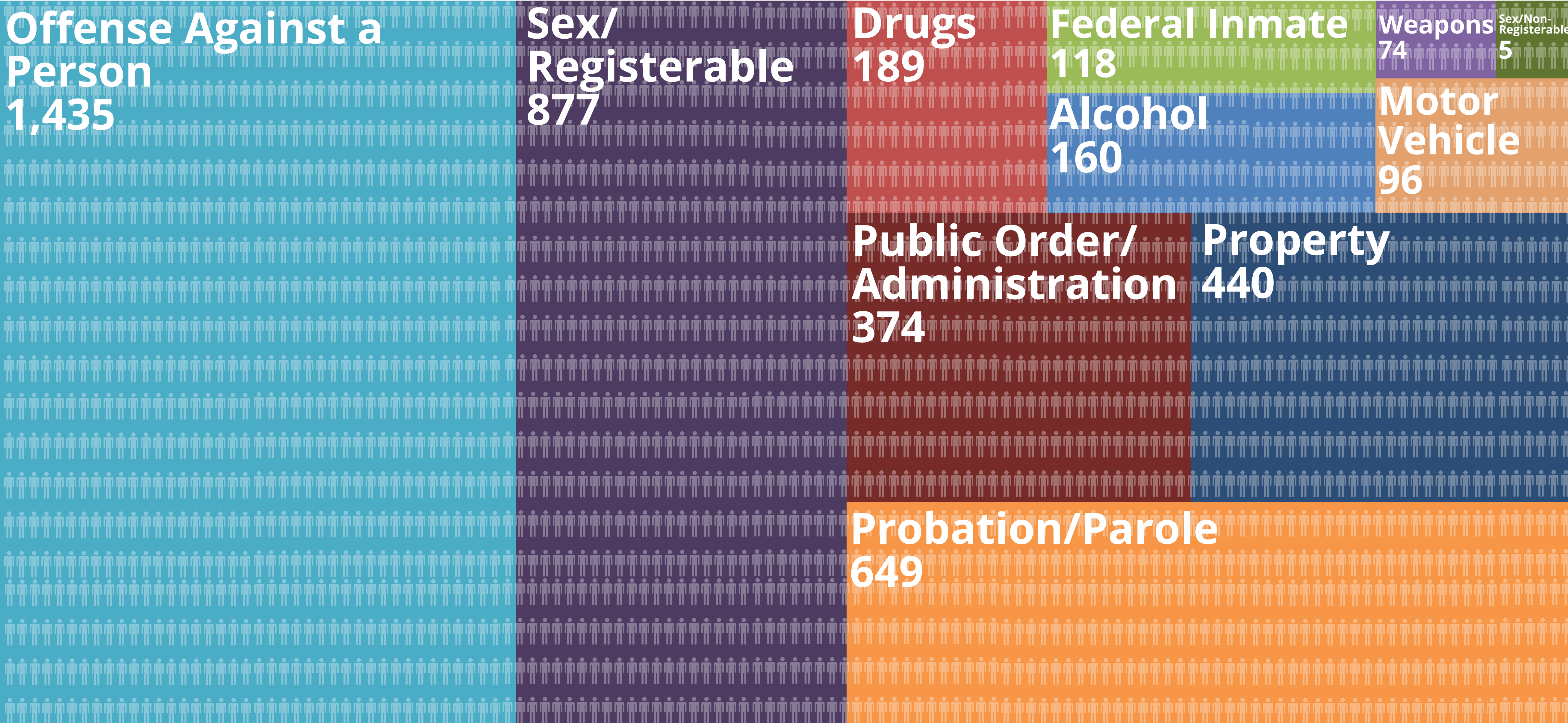




# Offense Class

## At the Time of Charge or After Conviction

July 1, 2024





# Community Residential Centers and Electronic Monitoring

**The Alaska Department of Corrections is committed to a proactive reentry process that supports individuals transitioning out of incarceration by providing them with the tools needed to be productive, healthy and contributing members of communities across the state.**

This section of the Offender Profile includes information about all offenders incarcerated in Community Residential Centers (CRCs) and two residential treatment centers, The Akeela House and Clitheroe Center. It also includes data on those under electronic monitoring (EM) and those monitored by CRCs offsite who are entered into the ACOMS database.

This report is a snapshot of the offenders incarcerated and entered into the ACOMS database on or before July 1, 2024. The Alaska Native race category includes a small number of Native Americans not indigenous to Alaska. Information about offenses is on the most serious charge only. Offenders may have additional offenses.



# Community Residential Centers at a Glance

Community Residential Center (CRC) services in Alaska are provided through relatively open facilities located in neighborhoods and rely heavily on community resources to provide most of the services required by offenders. Community residential centers must provide offender detention and/or supervision on behalf of the DOC; flexibility in programs which are oriented to the specific needs of each individual in residence; and assistance with all aspects of community transition including employment, housing, and counseling services.

Total  
CRC  
Population

359

**The CRC population** maintained similar population numbers between 2023 and 2024. On July 1, 2024 Alaska utilized seven community residential centers and two residential treatment centers. The populations in **Parkview Center** and **Cordova Center** in Anchorage account for 53% of the total CRC population.

## Males

account for **88%** of the total population in CRCs. Females account for 12% of the population. This ratio is similar to what is seen in all areas of DOC supervision.

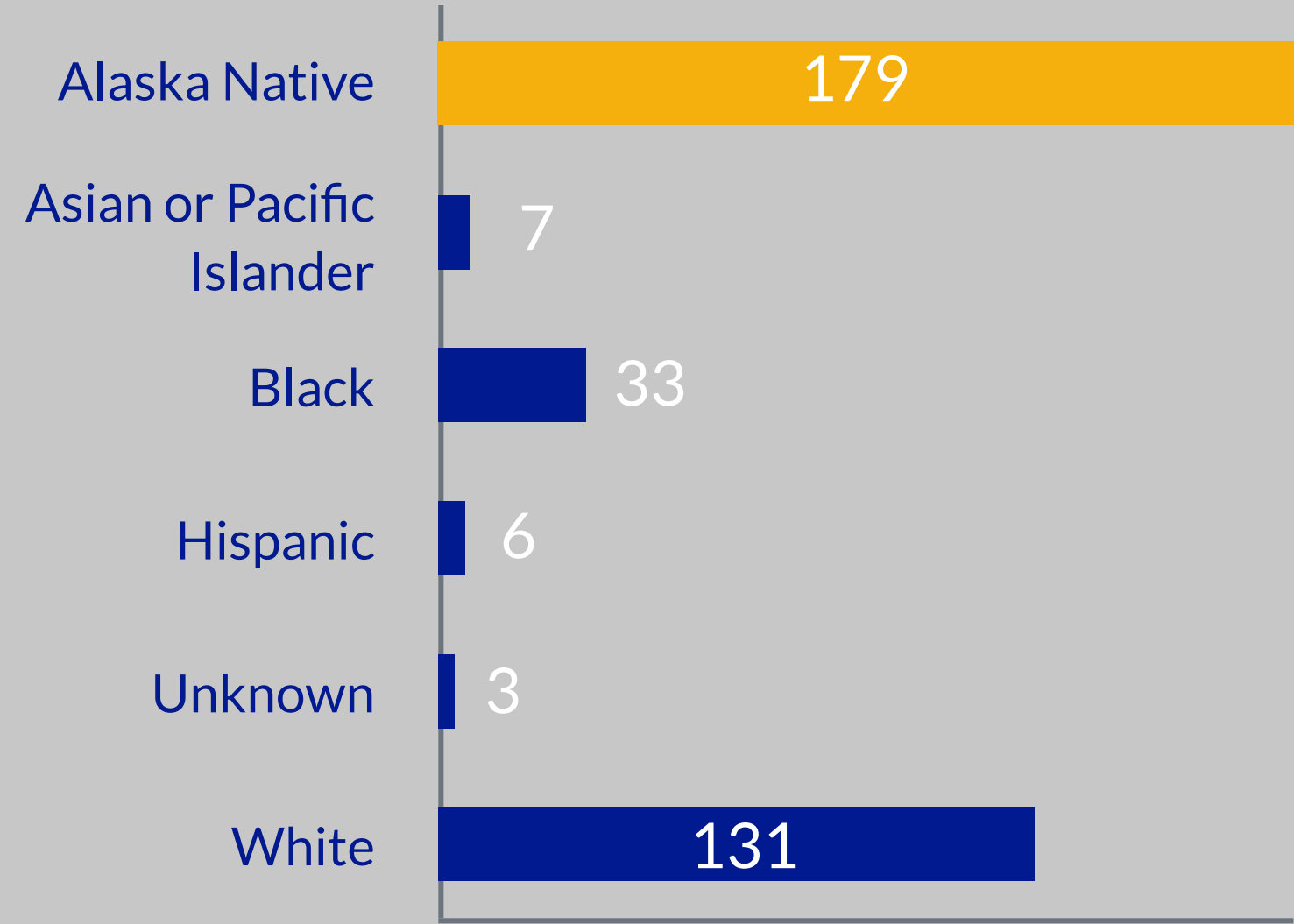
### Gender



## Alaska Native

individuals represent **50%** of the CRC population. The Alaska Native population in CRCs represented 46% of the total population in 2023.

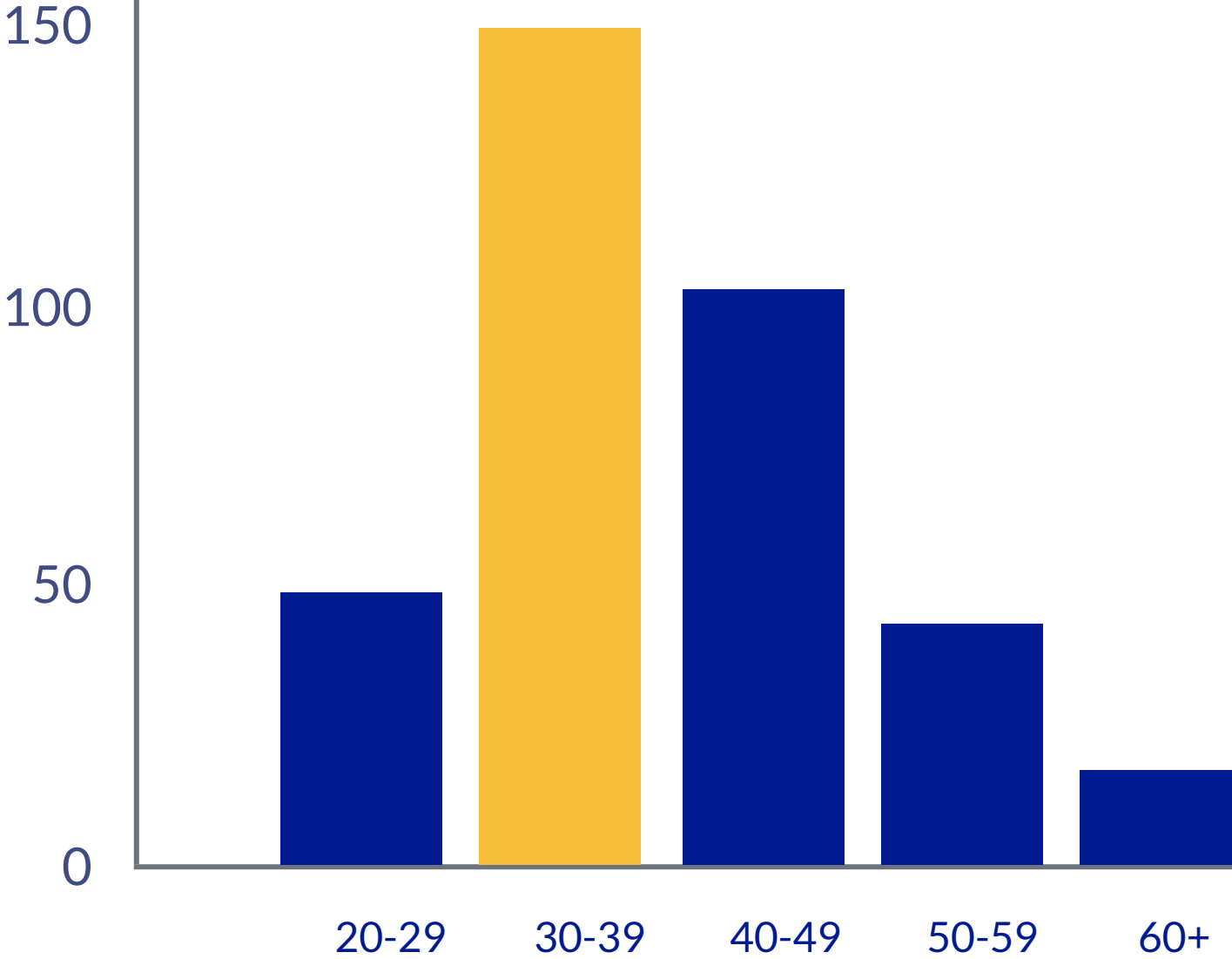
### Race/Ethnicity



## Ages 30-39

are the **most common** ages amongst the CRC population. This age group has been the most common over the past few years within CRCs.

### Age





# Sentenced Electronic Monitoring

## Key Trends

Population: 287

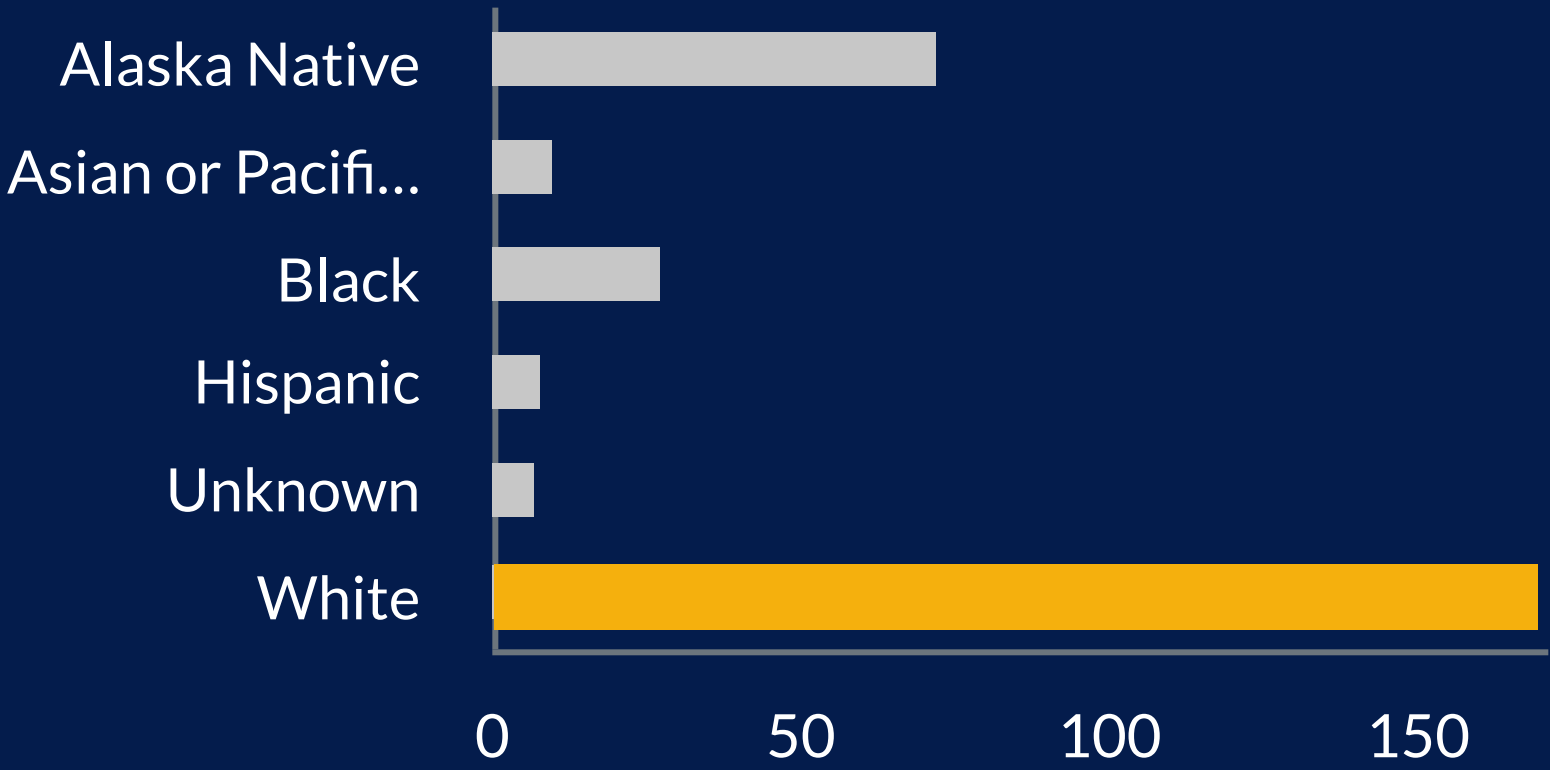
56%  
Anchorage



### Electronic monitoring

In 2024, electronic monitoring (EM) services were used in Anchorage, Fairbanks, Juneau, Kenai, Ketchikan and Palmer. **56%** of all electronically monitored individuals were located in **Anchorage** on July 1, 2024.

### Race/Ethnicity



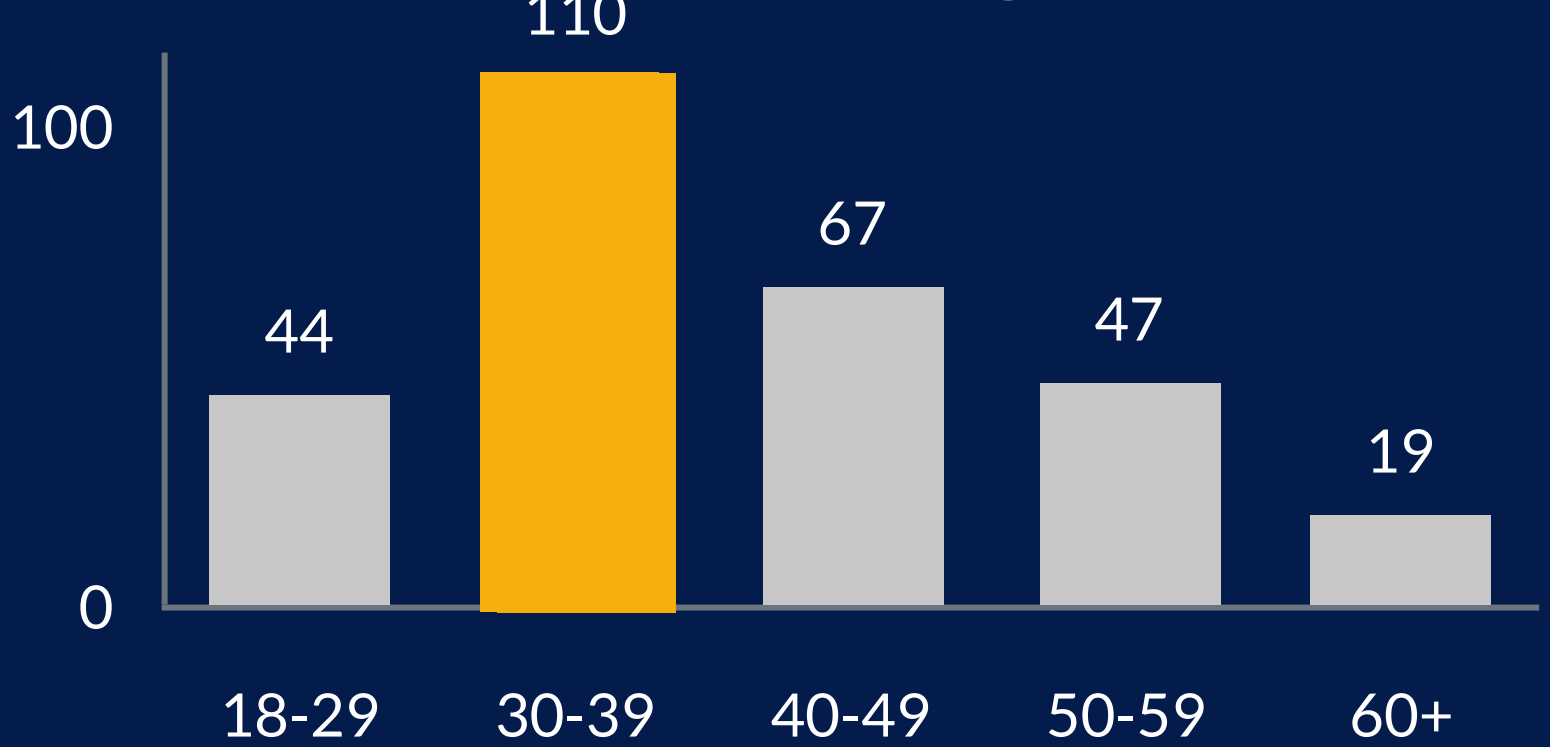
### White males

represent the majority of Alaska's EM population. **163 of 287** individuals, or **57%**, under electronic monitoring were **white** on **July 1, 2024**. The white population accounted for 57% of the total population in 2023.

### Gender

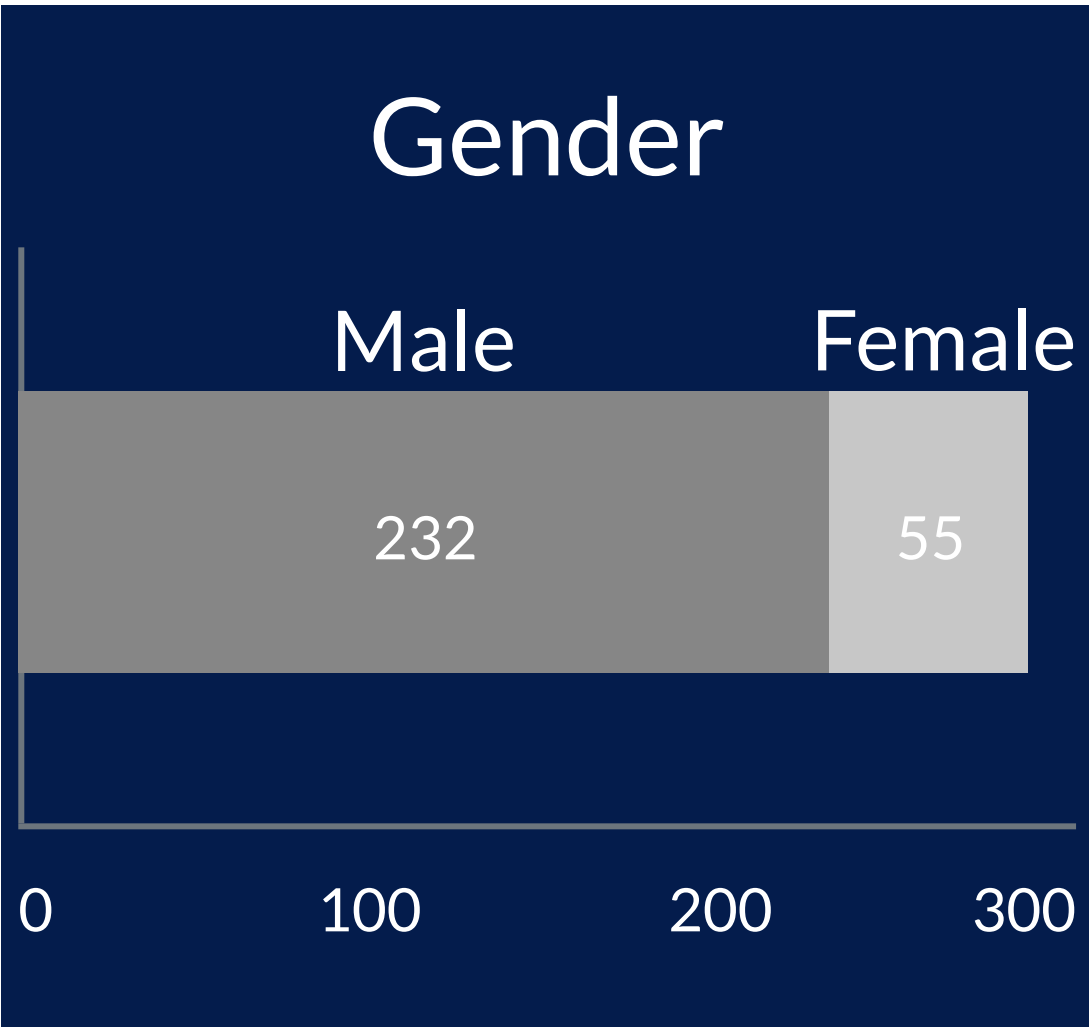
Men represented 81% of the EM population on July 1, 2024. This percentage is slightly lower than what is seen in the various other DOC populations.

### Count by Age



### Ages 30-39

are the most common ages amongst the EM population. This age group has been the **most common over the past few years** within EM as well as most of the population under DOC supervision.





# Pretrial, Probation and Parole

The Alaska Department of Corrections, Division of Pretrial, Probation and Parole, strives to help provide positive change in every town, village, and neighborhood in Alaska by enhancing public safety, assisting the court with the fair administration of justice for victims and defendants, and by providing quality supervision that holds defendants accountable, while connecting them to community partners and resources that can provide an individual the tools for long-term change and success.

This section includes information about all pretrial defendants, probationers, and parolees under the supervision of Pretrial, Probation and Parole Services who are entered into the ACOMS database. It consists of a snapshot of pretrial defendants, probationers, and parolees entered into the ACOMS database on or before July 1, 2024. The Alaska Native race category includes a small number of Native Americans not indigenous to Alaska.

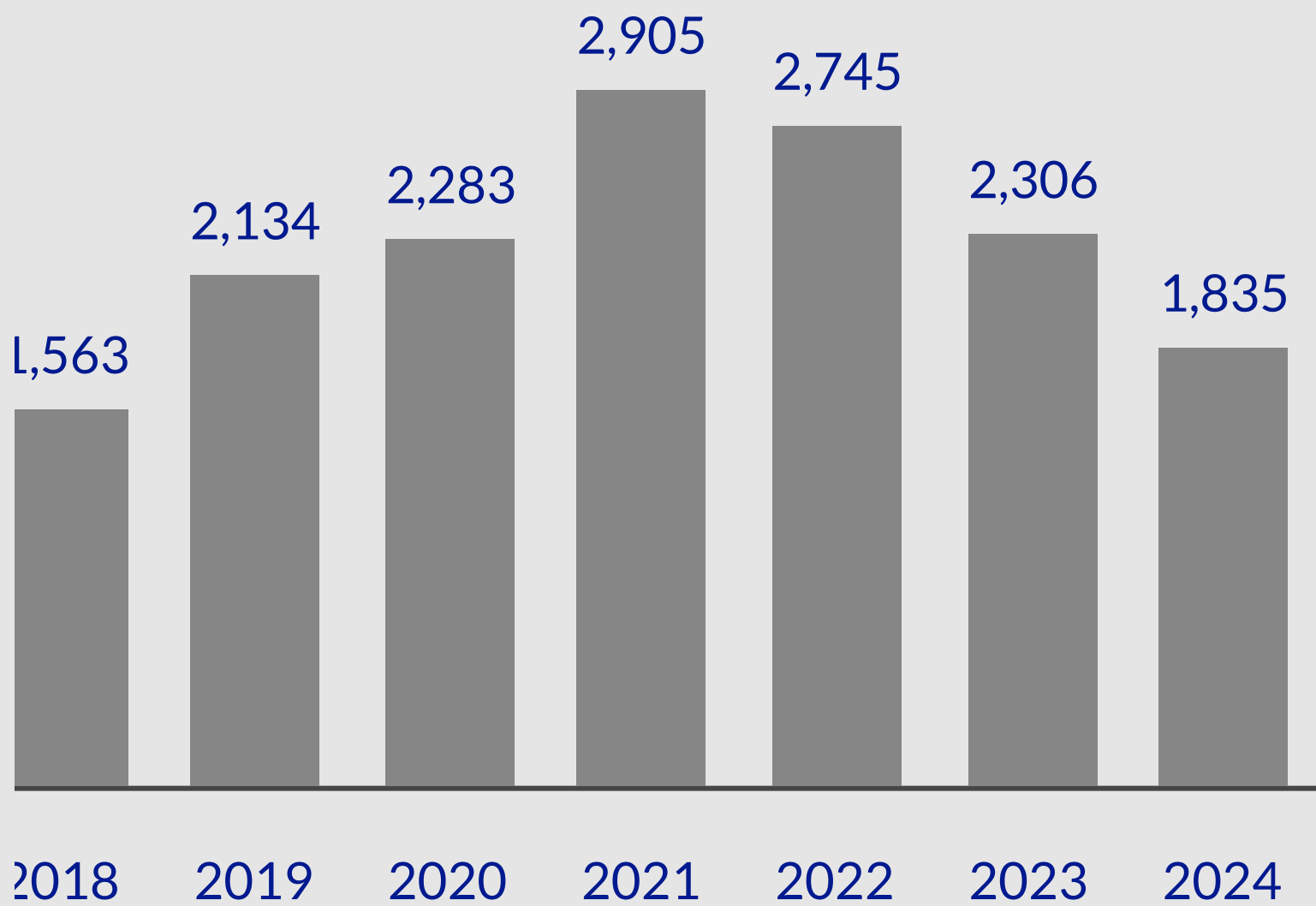


# Pretrial

This section includes information about defendants placed on Pretrial supervision by the Alaska Court System who are entered into the ACOMS database, and consists of information on or before July 1, 2024.

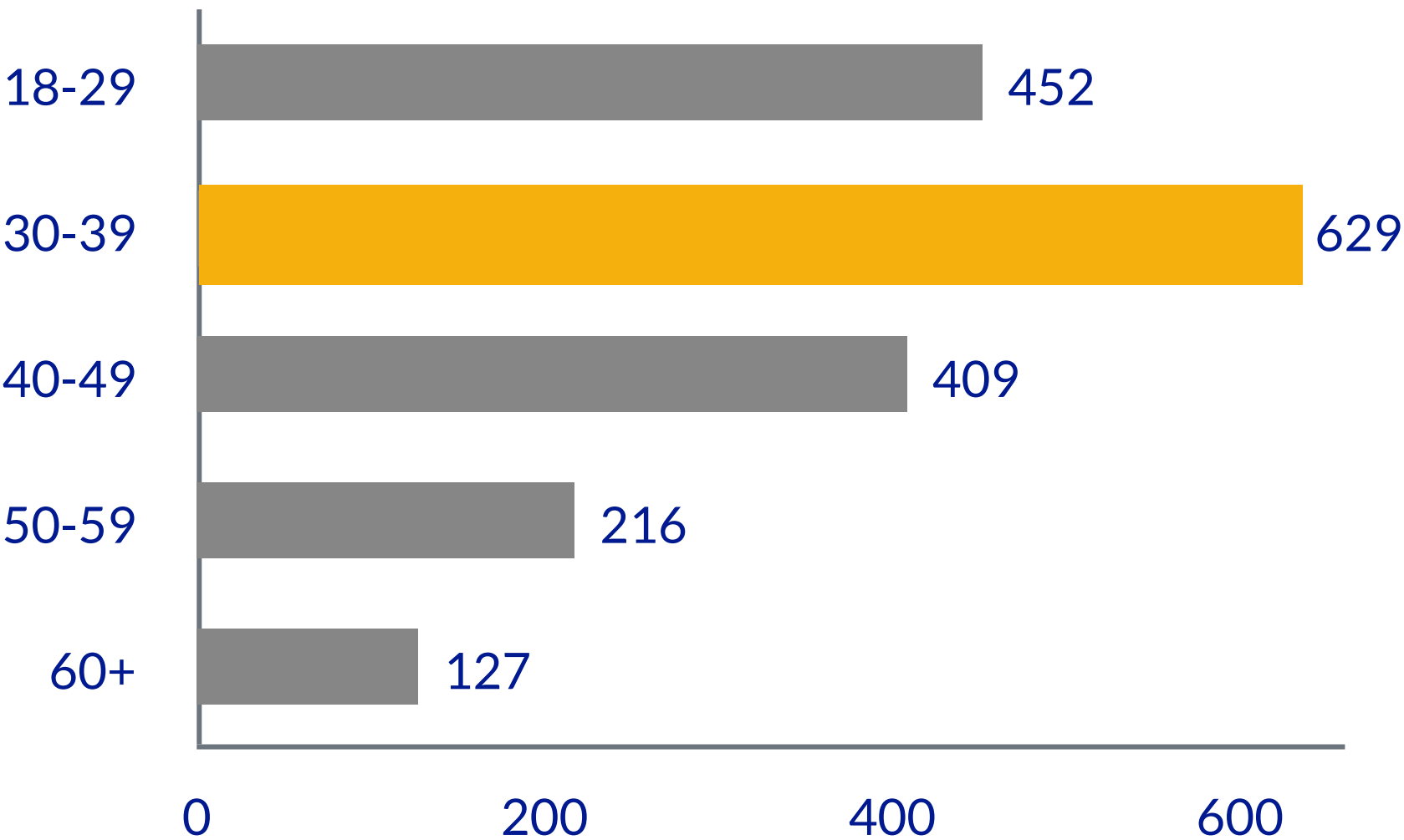
Pretrial community supervision was created in 2017.

Pretrial population count over the past 7 years

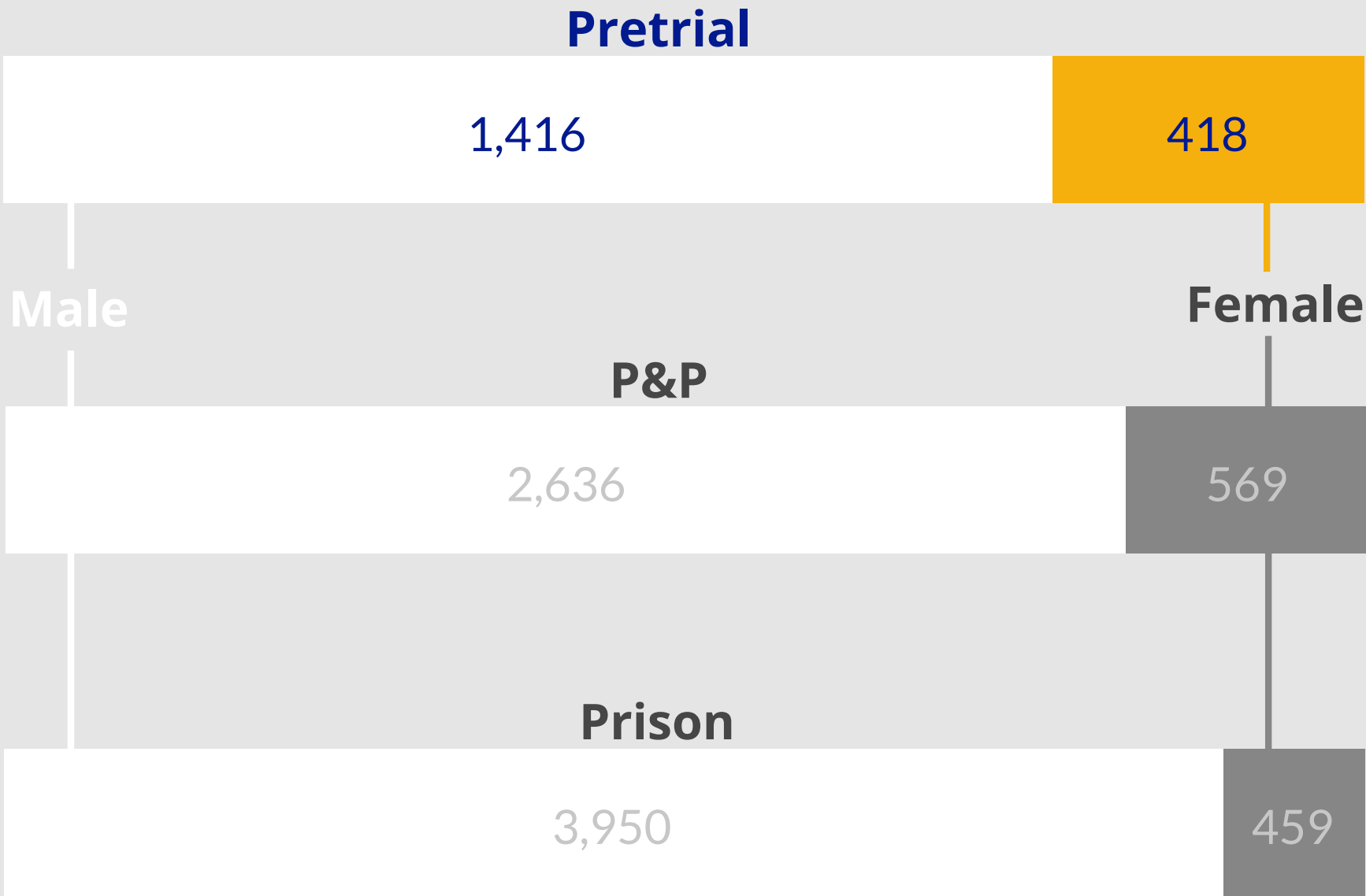
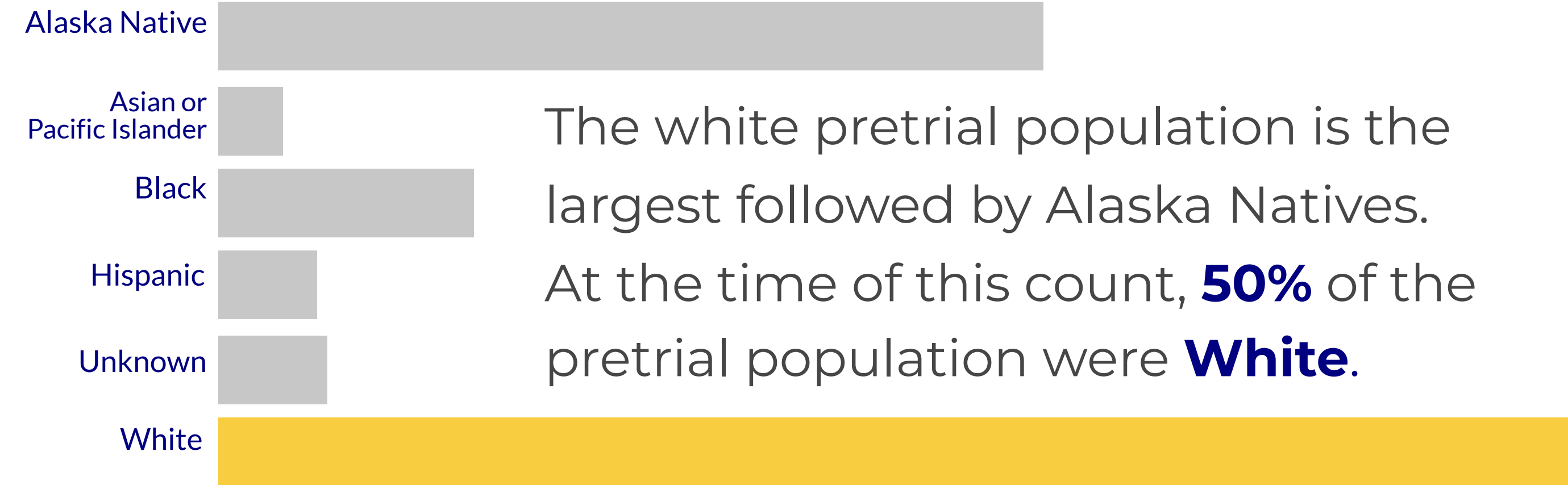


Pretrial age counts resemble all other DOC branches of supervision. **Ages 30-39** are the **most common** amongst those under pretrial supervision. There were two individuals under the age of 18 at the time of this count.

Pretrial population by age



Pretrial population by race/ethnicity

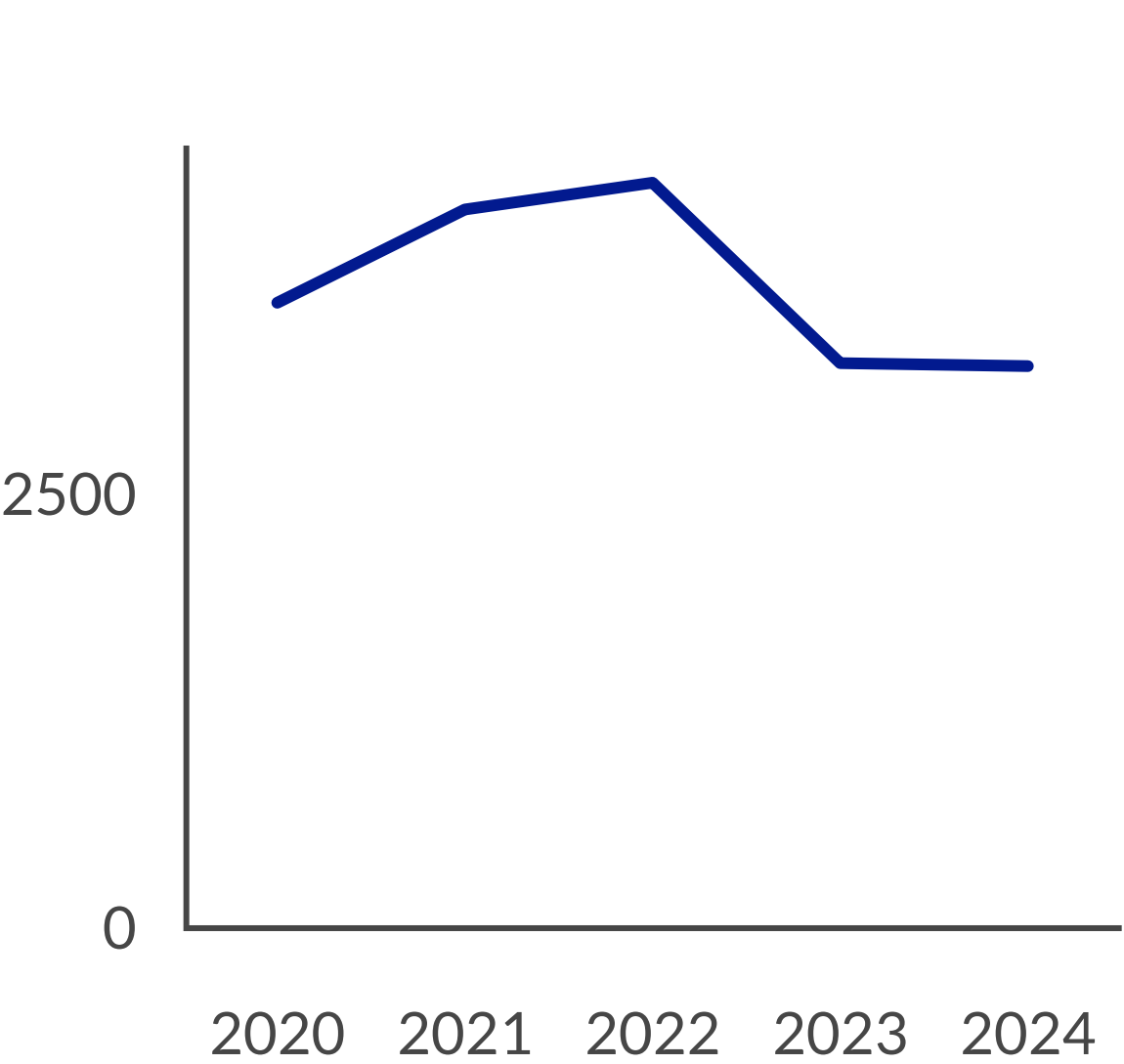


**Pretrial counts by gender**

The Pretrial female population is proportionally larger when compared to all other branches of DOC supervision. **Females** account for **23%** of the **pretrial population**.



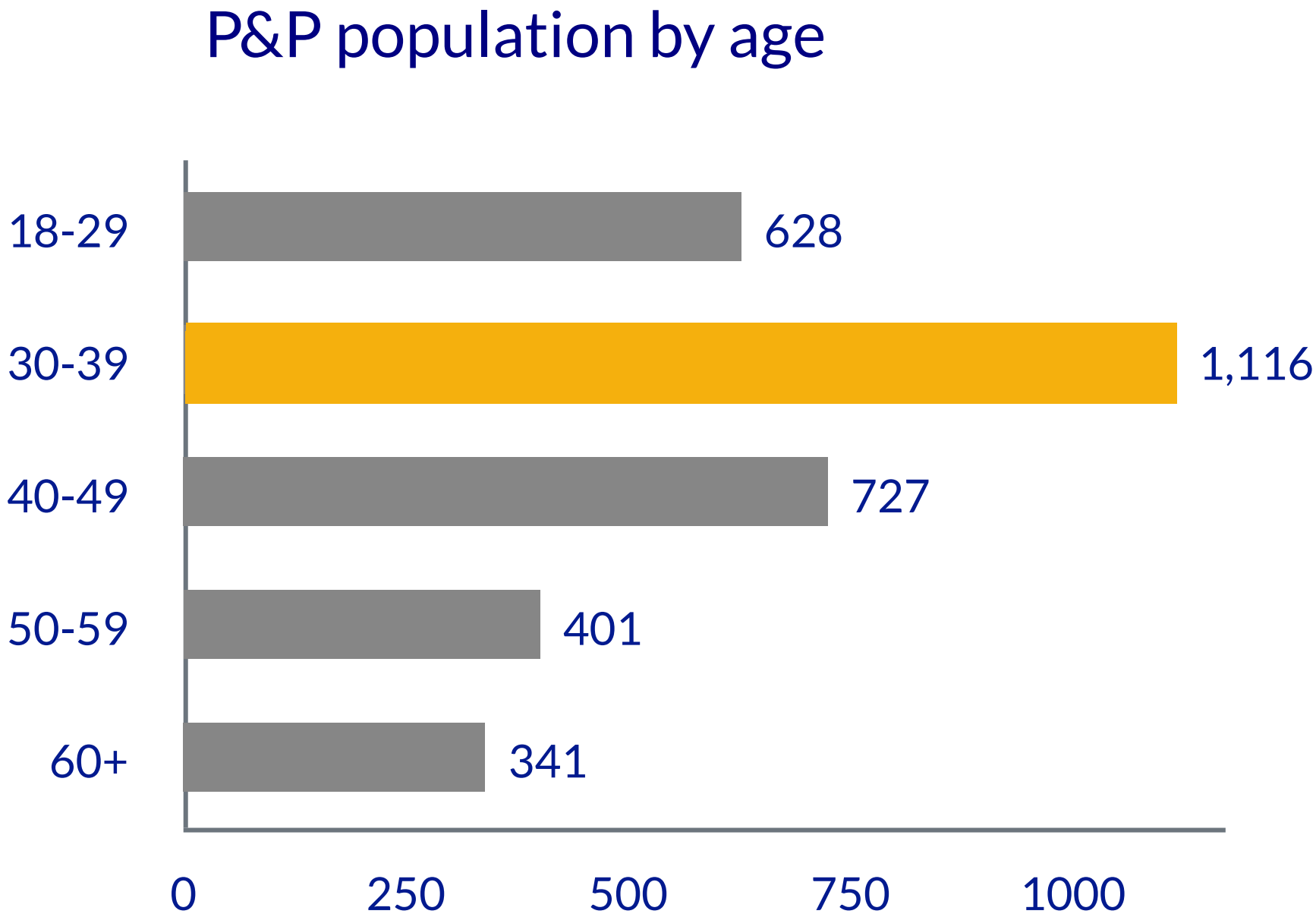
# Probation and Parole at a glance



## Probation and parole population over the last 5 years.


The probation and parole (P&P) population decreased by 1,037 between 2022 and 2023. At the time of this count **3,213** offenders were under probation and parole supervision.

Like pretrial supervision, P&P's most common population is **age 30-39**. However, P&P tends to skew slightly older, with those **aged 18-29 making up only 20%** of the population, compared to 25% of the pretrial population in the same age range.



## P&P by race/ethnicity

The white P&P population is the largest.



## P&P counts by gender

The P&P female population is proportionally larger when compared to the Alaska prison population. Females account for 18% of the P&P population compared to 10.41% of the general prison population.

# Recidivism

noun

re-cid-i-vism

"re" + "sid" + "uh" + "vi" + "zuhm"

: a tendency to relapse into a previous condition or mode of behavior

*especially:* relapse into criminal behavior

*Merriam-Webster.com Dictionary*, Merriam-Webster, <https://www.merriam-webster.com/dictionary/recidivism>. Accessed 12 Jan. 2025.

The recidivism data presented in this report is sourced from the Alaska Corrections Offender Management System (ACOMS). For the sake of consistency, we are utilizing the previous Departmental definition of recidivism. This definition accounts for the reincarceration of convicted felons due to a new sentence, including parole or probation adjudications, within three years of their release.

For recidivism analysis based on the current statute, AS 44.19.649 (2), please refer to the Alaska Criminal Justice Data Analysis Commission's 2024 Annual Report.

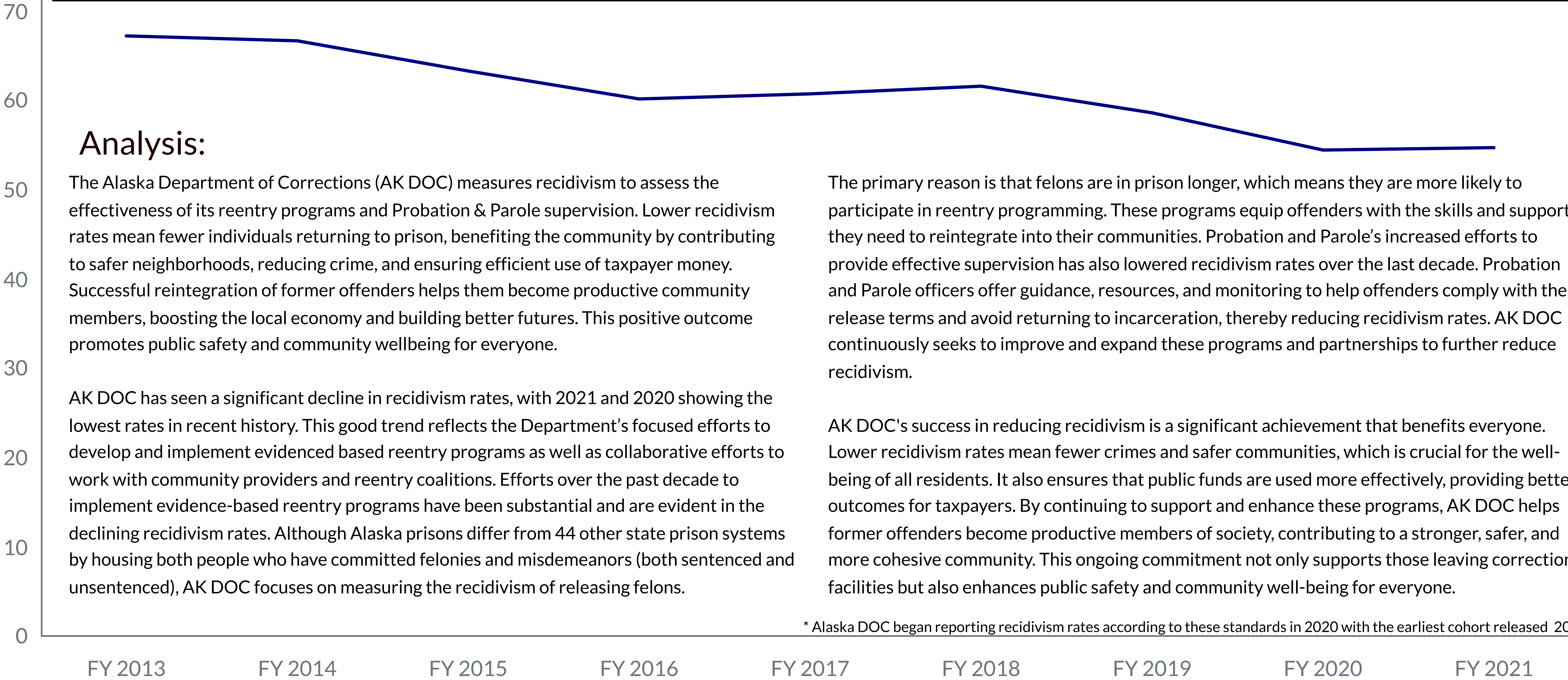
[https://www.ajc.state.ak.us/datacommission/docs/reports/DAC\\_2024\\_Annual\\_Report.pdf](https://www.ajc.state.ak.us/datacommission/docs/reports/DAC_2024_Annual_Report.pdf)

<https://www.akleg.gov/basis/statutes.asp#44.19.649>



# General Recidivism Rate

*FY2013	FY2014	FY2015	FY2016	FY2017	FY2018	FY2019	FY2020	FY2021
67.10%	66.55%	63.17%	60.04%	60.61%	61.47%	58.49%	54.32%	54.59%



## Analysis:

The Alaska Department of Corrections (AK DOC) measures recidivism to assess the effectiveness of its reentry programs and Probation & Parole supervision. Lower recidivism rates mean fewer individuals returning to prison, benefiting the community by contributing to safer neighborhoods, reducing crime, and ensuring efficient use of taxpayer money. Successful reintegration of former offenders helps them become productive community members, boosting the local economy and building better futures. This positive outcome promotes public safety and community wellbeing for everyone.

AK DOC has seen a significant decline in recidivism rates, with 2021 and 2020 showing the lowest rates in recent history. This good trend reflects the Department's focused efforts to develop and implement evidenced based reentry programs as well as collaborative efforts to work with community providers and reentry coalitions. Efforts over the past decade to implement evidence-based reentry programs have been substantial and are evident in the declining recidivism rates. Although Alaska prisons differ from 44 other state prison systems by housing both people who have committed felonies and misdemeanors (both sentenced and unsentenced), AK DOC focuses on measuring the recidivism of releasing felons.

The primary reason is that felons are in prison longer, which means they are more likely to participate in reentry programming. These programs equip offenders with the skills and support they need to reintegrate into their communities. Probation and Parole's increased efforts to provide effective supervision has also lowered recidivism rates over the last decade. Probation and Parole officers offer guidance, resources, and monitoring to help offenders comply with their release terms and avoid returning to incarceration, thereby reducing recidivism rates. AK DOC continuously seeks to improve and expand these programs and partnerships to further reduce recidivism.

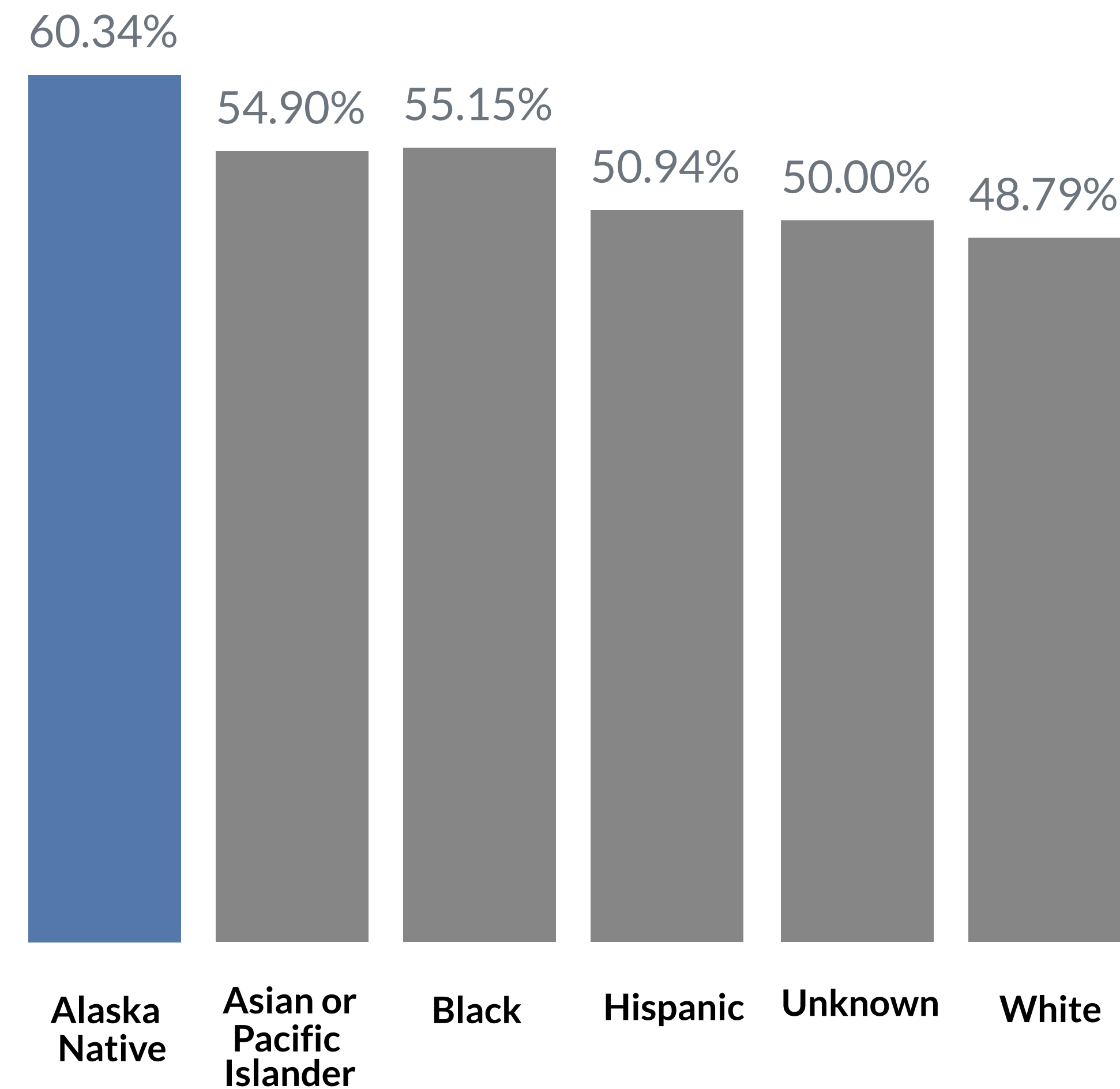
AK DOC's success in reducing recidivism is a significant achievement that benefits everyone. Lower recidivism rates mean fewer crimes and safer communities, which is crucial for the well-being of all residents. It also ensures that public funds are used more effectively, providing better outcomes for taxpayers. By continuing to support and enhance these programs, AK DOC helps former offenders become productive members of society, contributing to a stronger, safer, and more cohesive community. This ongoing commitment not only supports those leaving correctional facilities but also enhances public safety and community well-being for everyone.

\* Alaska DOC began reporting recidivism rates according to these standards in 2020 with the earliest cohort released 2013.

# General Recidivism Rate

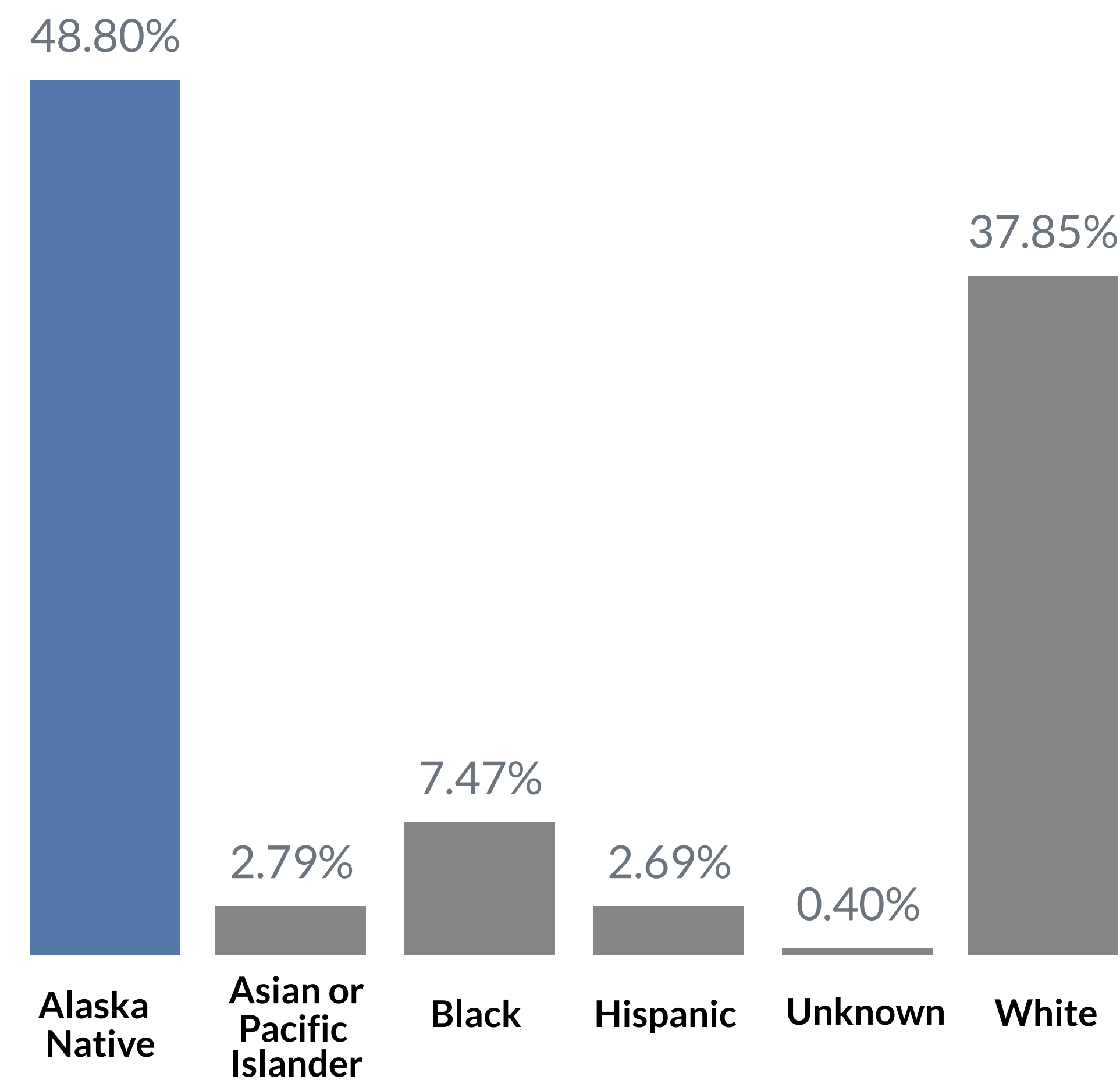
FY2021 Cohort

Recidivism Rates by Race/Ethnicity



60.34% of Alaska Native felons released in FY2021 recidivated. This is a 2.54% reduction from FY2020.

Percentage of Recidivists by Race/Ethnicity



48.80% of all felons released in FY2021 that recidivated were Alaska Native.



# | Appendix

**The appendix presents raw data that supports the analysis and visuals throughout this report. By separating the data, we offer stakeholders the opportunity to examine the detailed figures behind the findings. While graphs highlight key insights, the Alaska Department of Corrections is dedicated to providing data for analysis and further exploration. This approach ensures that decisions within Alaska's correctional system are rooted in accurate, accessible data.**

# Data: Institutions

July 1, 2024

## Counts by Age

Age Group	Count
Under 20	28
20-29	819
30-39	1,538
40-49	1,033
50-59	560
60+	439

## Counts by Gender

Gender	Count
Male	3,950
Female	459
Transgender	8

## Counts by Legal Status

Legal Status	Count
Federal Inmate	118
Inmate	2,142
Title 47	4
Unsentenced	2,153

## Counts by Race/Ethnicity

Race/Ethnicity	Count
Alaska Native	1,924
Asian or Pacific Islander	125
Black	454
Hispanic	127
Unknown	42
White	1,745

## Counts by Location

Location	Count
Anchorage CC	813
Anvil Mountain	108
Fairbanks CC	238
Goose Creek CC	1,205
Hiland Mountain CC	361
Ketchikan CC	46
Lemon Creek CC	106
Mat-Su Pretrial	67
Palmer CC	486
Pt. Mackenzie CF	61
Spring Creek CC	368
Wildwood CC	419
Yukon-Kuskokwim CC	139



# Data: Community Residential Centers

July 1, 2024

## Counts by Age

Age Group	Count
Under 20	0
20-29	48
30-39	149
40-49	102
50-59	43
60+	17

## Counts by Gender

Gender	Count
Male	315
Female	44

## Counts by Race/Ethnicity

Race/Ethnicity	Count
Alaska Native	179
Asian or Pacific Islander	7
Black	33
Hispanic	6
Unknown	3
White	131

## Counts by Location

Location	Count
Cordova Center	95
Glacier Manor	27
Midtown Center	22
North Star Center	48
Parkview	95
Seaside Center	41
Tundra Center	31

# Data: Electronic Monitoring

July 1, 2024

## Counts by Age

Age Group	Count
Under 20	1
20-29	43
30-39	110
40-49	67
50-59	47
60+	19

## Counts by Gender

Gender	Count
Male	232
Female	55

## Counts by Race/Ethnicity

Race/Ethnicity	Count
Alaska Native	72
Asian or Pacific Islander	10
Black	27
Hispanic	8
Unknown	7
White	163

## Counts by Location

Location	Count
Anchorage	160
EM Clitheroe	1
EM Clitheroe Womens	1
EM Northstar Ctr	7
EM Parkview	8
Fairbanks	27
Juneau	5
Kenai	13
Palmer	65



# Data: Pretrial

July 1, 2024

## Counts by Gender

Gender	Count
Male	1,416
Female	418
Transgender	1

## Counts by Race/Ethnicity

Race/Ethnicity	Count
Alaska Native	560
Asian or Pacific Islander	44
Black	173
Hispanic	68
Unknown	75
White	915

## Counts by Location

Location	Count	Location	Count
Palmer Pretrial	235	Anchorage Pretrial	782
Utqiagvik Pretrial	1	Bethel Pretrial	5
Valdez PD Pretrial	31	Cordova PD Pretrial	38
Wrangell PD Pretrial	5	Craig PD Pretrial	30
		Dillingham Pretrial	55
		Fairbanks Pretrial	244
		Haines PD Pretrial	1
		Juneau Pretrial	108
		Kenai Pretrial	208
		Ketchikan Pretrial	69
		Kodiak PD Pretrial	11
		Kodiak Pretrial	8
		Nome Pretrial	4

## Counts by Age

Age Group	Count
Under 18	2
Under 20	21
20-29	431
30-39	629
40-49	409
50-59	216
60+	127

# Data: Probation and Parole

July 1, 2024

## Counts by Age

Age Group	Count
Under 20	8
20-29	620
30-39	1,116
40-49	727
50-59	401
60+	341

## Counts by Gender

Gender	Count
Male	2,636
Female	569
Intersex	1
Transgender	7

## Counts by Race/Ethnicity

Race/Ethnicity	Count
Alaska Native	1,307
Asian or Pacific Islander	99
Black	205
Hispanic	75
Unknown	97
White	1,430

## Counts by Location

Location	Count
Anchorage	1,330
Bethel	161
Dillingham	61
Fairbanks	433
Juneau	226
Kenai	274
Ketchikan	70
Kodiak	72
Kotzebue	48
Nome	84
Palmer	337
Sitka	23
Utqiagvik	94



# Data: Recidivism Returns by Fiscal Year

(July 1 - June 30)

## Offenders Returning to Incarceration Within 3 Years of Release

Fiscal Year	Offenders Released	Offenders Returned	Percentage Returning
FY2021	1,839	1,004	54.59%
FY2020	2,062	1,120	54.32%
FY2019	2,575	1,506	58.49%
FY2018	2,735	1,691	61.47%
FY2017	2,973	1,802	60.61%
FY2016	3,686	2,213	60.04%

# Data: Recidivism by Offense Class

## FY2021 Releases

Exit Offense Class for FY2021 Releases	Releases	ALCOHOL	DRUGS	MOTOR VEHICLES	PERSON	PROBATION /PAROLE	PROPERTY	PUBLIC ORDER/ADMIN	SEX OFFENSE	WEAPONS	TOTAL RETURNS
ALCOHOL	84	10	0	0	3	21	0	1	0	0	35
DRUGS	84	2	11	1	0	20	0	1	0	0	35
MOTOR VEHICLES	24	0	0	4	1	9	0	1	0	1	16
PERSON	318	3	2	1	43	109	7	7	0	2	174
PROBATION/ PAROLE	877	21	18	7	78	327	41	20	3	5	520
PROPERTY	215	0	3	1	5	66	36	5	0	0	116
PUBLIC ORDER/ADMIN	70	2	0	0	2	19	4	8	0	0	35
SEX OFFENSE	125	1	0	1	3	39	2	3	5	0	54
WEAPONS	42	0	1	1	0	11	2	0	0	4	19
TOTAL	1,839	39	35	16	135	621	92	46	8	12	1,004



# Data: Cohort Offenses

July 1, 2024

## Weapons

Offense Description	Female	Male	Total
ATTEMPTED MISCONDUCT INVOLVING WEAPONS 3	0	1	1
MISCONDUCT INVOLVING WEAPONS 1	0	6	6
MISCONDUCT INVOLVING WEAPONS 2	2	12	14
MISCONDUCT INVOLVING WEAPONS 3	1	49	50
MISCONDUCT INVOLVING WEAPONS 4	0	2	2
MISCONDUCT INVOLVING WEAPONS 5	0	1	1
TOTAL	3	71	74

# Data: Cohort Offenses

July 1, 2024

## Motor Vehicle

Offense Description	Female	Male	Total
ATTEMPTED FAIL TO STOP AT DIRECTION OF OFFICER	0	1	1
DRIVE W/ LICENSE CANC/SUSP/REVOKED/LIM	4	35	39
DRIVE W/O VALID OPERATOR LICENSE	1	1	2
FAIL TO STOP AT DIRECTION OF OFFICER 1	5	29	34
FAIL TO STOP AT DIRECTION OF OFFICER 2	0	12	12
RECKLESS DRIVING	2	6	8
TOTAL	12	84	96



# Data: Cohort Offenses

July 1, 2024

## Alcohol

Offense Description	Female	Male	Total
DUI	19	76	95
DWI	3	5	8
FELONY DUI - 2+ PRIORS	7	32	39
FELONY DWI - 2+ PRIORS W/IN 5 YRS	1	1	2
FELONY REFUSAL OF CHEM TEST- 2+ PRIORS	1	1	2
IMPORT ALCOHOL - DRY AREA	1	4	5
MINOR CONSUMING	1	1	2
OMVI - ALCOHOL	0	3	3
REFUSAL TO SUBMIT TO CHEMICAL TEST	2	2	4
TOTAL	35	125	160

# Data: Cohort Offenses

July 1, 2024

## Drugs

Offense Description	Female	Male	Total
ATTEMPTED MISCONDUCT - CONTROLLED SUBSTANCE 2	9	15	24
ATTEMPTED MISCONDUCT - CONTROLLED SUBSTANCE 3	4	15	19
ATTEMPTED MISCONDUCT - CONTROLLED SUBSTANCE 4	0	3	3
CONSPIRACY MISCONDUCT - CONTROLLED SUBSTANCE 2	0	1	1
CONSPIRACY MISCONDUCT - CONTROLLED SUBSTANCE 3	1	0	1
MISCONDUCT - CONTROLLED SUBSTANCE 1	0	2	2
MISCONDUCT - CONTROLLED SUBSTANCE 2	11	40	51
MISCONDUCT - CONTROLLED SUBSTANCE 3	6	28	34
MISCONDUCT - CONTROLLED SUBSTANCE 4	3	29	32
MISCONDUCT - CONTROLLED SUBSTANCE 5	3	19	22
TOTAL	37	152	189



# Data: Cohort Offenses

July 1, 2024

## Property

Offense Description	Female	Male	Total
ARSON 1	4	3	7
ARSON 2	0	3	3
ARSON 3	1	1	2
ATTEMPTED ARSON 1	0	1	1
ATTEMPTED ARSON 2	0	3	3
ATTEMPTED AUTO THEFT 1ST	1	5	6
ATTEMPTED BURGLARY 1	1	4	5
ATTEMPTED BURGLARY 2	0	8	8
ATTEMPTED THEFT 1	0	1	1
ATTEMPTED THEFT 2	1	7	8

# Data: Cohort Offenses

July 1, 2024

## Property (Continued)

Offense Description	Female	Male	Total
BURGLARY 1	3	47	50
BURGLARY 2	1	35	36
CONCEALMENT OF MERCHANDISE \$50+	0	3	3
CRIMINAL IMPERSONATION 2	0	1	1
CRIMINAL MISCHIEF 1	0	2	2
CRIMINAL MISCHIEF 2	0	1	1
CRIMINAL MISCHIEF 3	3	20	23
CRIMINAL MISCHIEF 4	1	30	31
CRIMINAL MISCHIEF 5	0	7	7
CRIMINAL TRESPASS 1	5	18	23



# Data: Cohort Offenses

July 1, 2024

## Property (Continued)

Offense Description	Female	Male	Total
CRIMINAL TRESPASS 2	1	11	12
DAMAGE PROPERTY-VALUE \$250-\$999	0	2	2
FORGERY 1	0	3	3
FORGERY 2	4	1	5
FORGERY 3	2	0	2
FRAUD	4	1	5
LARCENY VALUE <\$250	1	1	2
LARCENY VALUE UNDER \$250 W/2+ PRIORS	2	1	3
MALICIOUS DESTRUCTION OF PROPERTY	1	1	2
REMOVAL OF MERCHANDISE \$5 - \$50	0	1	1

# Data: Cohort Offenses

July 1, 2024

## Property (Continued)

Offense Description	Female	Male	Total
REMOVAL OF MERCHANDISE \$50+	1	5	6
RESIST ARREST BY HIDING/BARRICADING	0	2	2
SCHEME TO DEFRAUD - \$10,000+	0	2	2
STATE FOREST:MALICIOUSLY SET FIRE	0	1	1
THEFT 1	2	6	8
THEFT 2	11	42	53
THEFT 3	5	25	30
THEFT 4	5	19	24
VEHICLE TAMPERING	0	2	2
VEHICLE THEFT 1	9	43	52



# Data: Cohort Offenses

July 1, 2024

## Property (Continued)

Offense Description	Female	Male	Total
VEHICLE THEFT 2	1	1	2
TOTAL	70	370	440

## Probation and Parole Violations

Offense Description	Female	Male	Total
PROBATION/PAROLE VIOLATION	84	565	649

# Data: Cohort Offenses

July 1, 2024

## Crimes Against a Person

Offense Description	Female	Male	Total
ASSAULT 1	17	147	164
ASSAULT 2	9	77	86
ASSAULT 3	13	208	221
ASSAULT 4	30	226	256
ATTEMPTED ASSAULT 1	0	1	1
ATTEMPTED ASSAULT 2	0	23	23
ATTEMPTED ASSAULT 3	0	1	1
ATTEMPTED KIDNAPPING	0	1	1
ATTEMPTED MURDER 1	1	46	47
ATTEMPTED ROBBERY 1	0	5	5



# Data: Cohort Offenses

July 1, 2024

## Crimes Against a Person (Continued)

Offense Description	Female	Male	Total
ATTEMPTED ROBBERY 2	1	10	11
COERCION	0	11	11
CONSPIRACY TO MURDER 1	0	1	1
CRIMINALLY NEGLIGENT HOMICIDE	0	8	8
DV ASSAULT	0	2	2
ENDANGER WELFARE MINOR 1	2	2	4
HUMAN TRAFFICKING 1- PARTICIPATE	0	1	1
KIDNAPPING	2	18	20
MANSLAUGHTER	2	43	45
MURDER 1	16	198	214

# Data: Cohort Offenses

July 1, 2024

## Crimes Against a Person (Continued)

Offense Description	Female	Male	Total
MURDER 2	19	179	198
NEGLECT- INADEQUATE SUPERVISION	2	0	2
RECKLESS ENDANGERMENT	1	6	7
ROBBERY	5	97	102
SOLICITATION TO COMMIT MURDER 1	0	1	1
STALKING 1	0	2	2
STALKING 2	0	1	1
MURDER 2	19	179	198
NEGLECT- INADEQUATE SUPERVISION	2	0	2
RECKLESS ENDANGERMENT	1	6	7



# Data: Cohort Offenses

July 1, 2024

## Crimes Against a Person (Continued)

Offense Description	Female	Male	Total
ROBBERY	5	97	102
SOLICITATION TO COMMIT MURDER 1	0	1	1
STALKING 1	0	2	2
STALKING 2	0	1	1
TOTAL	120	1315	1435

## Federal Inmates

	Female	Male	Total
TOTAL	21	97	118

# Data: Cohort Offenses

July 1, 2024

## Sex/Registerable

Offense Description	Female	Male	Total
ATTEMPTED SEX ABUSE MINOR 2	0	40	40
ATTEMPTED SEX ABUSE MINOR 3	0	1	1
ATTEMPTED SEX ABUSE OF MINOR 1	0	30	30
ATTEMPTED SEX ASSAULT 1	0	20	20
ATTEMPTED SEX ASSAULT 2	0	20	20
ATTEMPTED SEX ASSAULT 3	0	1	1
DISTRIBUTE CHILD PORNOGRAPHY	0	3	3
ENTICEMENT OF MINOR UNDER 16	0	4	4
EXPLOITATION OF A MINOR-MAKE PORN	0	6	6
INCEST	0	1	1



# Data: Cohort Offenses

July 1, 2024

## Sex/Registerable (Continued)

Offense Description	Female	Male	Total
INDECENT EXPOSURE 1	0	12	12
ONLINE ENTICEMENT OF A MINOR	0	1	1
ONLINE ENTICEMENT OF MINOR UNDER 16	0	1	1
POSSESS CHILD PORNOGRAPHY	0	35	35
SEX TRAFFICKING 1 - PERSON IN CUSTODY	0	1	1
SEXUAL ABUSE OF MINOR 1	4	195	199
SEXUAL ABUSE OF MINOR 2	1	225	226
SEXUAL ABUSE OF MINOR 3	0	10	10
SEXUAL ABUSE OF MINOR 4	0	1	1
SEXUAL ASSAULT 1	2	143	145

# Data: Cohort Offenses

July 1, 2024

## Sex/Registerable (Continued)

Offense Description	Female	Male	Total
SEXUAL ASSAULT 2	2	93	95
SEXUAL ASSAULT 3	0	24	24
SOLICITATION SEX ASSAULT 2	1	0	1
TOTAL	10	867	877

## Sex/Non-Registerable

Offense Description	Female	Male	Total
INDECENT EXPOSURE 2	0	5	5
TOTAL	0	5	5



# Data: Cohort Offenses

July 1, 2024

## Public Order/Administration

Offense Description	Female	Male	Total
ATTEMPT	1	2	3
ATTEMPTED ESCAPE 2	5	12	17
ATTEMPTED ESCAPE 3	2	4	6
ATTEMPTED TAMPERING W/PHYSICAL EVIDENCE	1	0	1
ATTEMPTED TERROR THREAT 2-CAUSE FEAR PERSON INJURY	0	1	1
CONTRIBUTING TO DELINQUENCY OF A MINOR	0	1	1
CRUELTY TO ANIMALS - INFLICT SEVERE PAIN	1	1	2
DISOBEY LAWFUL ORDER OF PUBLIC OFFICER	0	1	1
DISORDERLY CONDUCT	2	13	15
DISTRIBUTE INDECENT MATERIAL TO MINORS	0	1	1

# Data: Cohort Offenses

July 1, 2024

## Public Order/Administration (Continued)

Offense Description	Female	Male	Total
ELUDING A POLICE OFFICER	1	1	2
ENTER/REMAIN BUISNESS PROPERTY NOT OPEN	0	1	1
ENTER/REMAIN BUS PROERTY, TOLD TO LEAVE	0	1	1
ENTER/REMAIN BUS PROPERTY IN VIOL NOTICE	1	0	1
ESCAPE 2	3	12	15
ESCAPE 3	6	26	32
ESCAPE 4	1	4	5
FAIL TO CHANGE RESIDENCE ADDRESS-SOR	0	3	3
FAIL TO FILE VERIFICATION	0	3	3
FAIL TO SUPPLY COMPLETE/ACCURATE INFO	0	1	1

# Data: Cohort Offenses

July 1, 2024

## Public Order/Administration (Continued)

Offense Description	Female	Male	Total
FAILURE TO APPEAR	4	8	12
FAILURE TO COMPLY	2	0	2
FAILURE TO REGISTER AS A SEX OFFENDER 1	0	7	7
FAILURE TO REGISTER AS A SEX OFFENDER 2	0	16	16
FAILURE TO SATISFY JUDGEMENT	1	8	9
FALSE ID	3	3	6
FALSE INFO/RPT-ID AT ARRST/INVST/INCARC	1	2	3
FUGITIVE FROM JUSTICE	2	6	8
GIVE FALSE INFO TO IMPLICATE ANOTHER	0	1	1
HARASSMENT 1	2	15	17



# Data: Cohort Offenses

July 1, 2024

## Public Order/Administration (Continued)

Offense Description	Female	Male	Total
HARASSMENT 2	3	12	15
HINDER PROSECUTION 1- OR APPREHENSION	0	1	1
HINDERING PROSECUTION 1	0	1	1
INDECENT PROD PIC BRST/ANUS/GNTLS ADULT	0	2	2
INDECENT VIEW PIC BRST/ANUS/GNTLS MINOR	0	1	1
INDECENT VIEW/PHOTO W/O CONSENT-OF ADULT	0	1	1
INTERFERENCE	0	3	3
OBSTRUCT INVESTIGATION BY FLEEING	0	1	1
OBSTRUCT PEDESTRIAN OR VEHICULAR TRAFFIC	0	1	1
PERJURY	0	2	2

# Data: Cohort Offenses

July 1, 2024

## Public Order/Administration (Continued)

Offense Description	Female	Male	Total
PROMOTING CONTRABAND 1	1	11	12
PROMOTING CONTRABAND 2	0	3	3
RESIST OWN ARREST BY USE OF FORCE	0	4	4
RESIST/INTERFERE WITH ARREST	1	3	4
RESISTING ARREST	0	1	1
TAMPERING W/ PHYSICAL EVIDENCE	1	7	8
TAMPERING W/ WITNESS 1	0	3	3
TERROR THREAT 2-CAUSE FEAR PERSON INJURY	0	2	2
UNLAWFUL CONTACT 1	2	15	17
UNLAWFUL CONTACT 2	1	0	1

# Data: Cohort Offenses

July 1, 2024

## Public Order/Administration (Continued)

Offense Description	Female	Male	Total
UNLAWFUL EVASION 1	0	11	11
UNLAWFUL EVASION 2	0	3	3
VIOLATE A PROTECTIVE ORDER	2	16	18
VIOLATE CONDITIONS OF RELEASE	17	44	61
VIOLATE ORDER TO SUBMIT TO DNA TESTING	0	1	1
VIOLATE STALKING OR SEX ASSLT PROTEC ORD	0	3	3
VIOLATION OF CUSTODIAN DUTY - RE FELON	0	1	1
TOTAL	67	307	374



[www.doc.alaska.gov/administrative-services/research-records](http://www.doc.alaska.gov/administrative-services/research-records)

